

THIRTY-FIRST ANNUAL REPORT

OF THE

Board of Health of the State of New Jersey

1907

AND

Annual Report of the Bureau of Vital Statistics



TRENTON, N. J.

THE JOHN L. MURPHY PUBLISHING CO., PRINTERS.

1908.

Board of Health of the State of New Jersey.

C. F. BRACKETT, *President.*

THE SECRETARY OF STATE.....
THE ATTORNEY-GENERAL.....
THE STATE GEOLOGIST.....

} *Members ex-officio.*

WILLIAM H. MURRAY,
HENRY B. RUE,

GEORGE P. OLCOTT,
WILLIAM M. LANNING,

LABAN DENNIS.
HENRY MITCHELL, *Secretary.*

Table of Contents.

Thirty-First Annual Report of the Board of Health of the State
of New Jersey, 1907.

	Page.
Report of Secretary.....	3
Population.....	4
Births.....	6
Marriages.....	8
Deaths.....	8
Pulmonary Tuberculosis.....	17
Pneumonia.....	21
Infant Mortality.....	22
Diphtheria.....	31
Typhoid Fever.....	32
Whooping Cough.....	39
Scarlet Fever.....	40
Measles.....	41
Malarial Fever.....	42
Small-pox.....	44
Cancer.....	44
Suicide.....	47
Rabies.....	49
Notifiable Diseases.....	50
Laboratory Diagnosis.....	55
Food and Drugs.....	55
Creameries.....	64
Inspection of Streams.....	65
Sanitary Inspection Service.....	65
Local Sanitary Administration.....	66
Infectious Diseases of Animals.....	67
Nuisances.....	68
Ice Cream Factories.....	70
Tabulation of Deaths in Summer Resorts.....	70
Slaughter Houses.....	71
Combined Sanitary Districts.....	73
Quarantine and Disinfection.....	73
Conference of State and Local Boards of Health.....	74
Milk.....	75
List of Sanitary Districts.....	81
List of Registrars of Vital Statistics.....	113

TABLE OF CONTENTS.

	Page.
List of Coroners.....	121
List of County Physicians.....	123
List of Licensed Health Officers and Sanitary Inspectors.....	125
Report on Infectious Diseases of Animals.....	129
Report on Inspection of Streams.....	133
Report of Typhoid Fever Outbreak in State Hospital, Trenton.....	149
Report on Inspection of Creameries.....	153
Report of Director of State Laboratory of Hygiene.....	177
Report of Sanitary Examiners.....	221
Excerpts from Reports of Local Boards of Health	223
Legal Decisions and Opinions.....	237
New Jersey Sanitary Association	243
Circulars and Laws.....	245
Report of Bureau of Vital Statistics.....	261

TRENTON, N. J., October 31st, 1907.

To His Excellency Edward C. Stokes, Governor of New Jersey:

SIR—In compliance with the provisions of section 3 of chapter 68 of the laws of 1887, I have the honor to transmit herewith the thirty-first annual report of the Board of Health of the State of New Jersey, and the report of the Bureau of Vital Statistics.

Very respectfully,

HENRY MITCHELL,

Secretary.

Secretary's Report.

To the Board of Health of the State of New Jersey:

GENTLEMEN—The duties assigned by law to the State board of health were, under the provisions of the acts of 1878-1887, almost altogether advisory and educational in character, but subsequent legislation added certain executive powers and greatly extended the scope of the work to be performed. The bureau of vital statistics, which was placed under the supervision of the board by the act of 1878, has been supplied with the necessary funds from year to year by the annual appropriation to permit of the adoption of improved methods for tabulating the returns of marriages, births and deaths, and for filing the records, and sufficient appropriations have been made for the enforcement of the acts to prevent the sale of adulterated and unwholesome food, for the salary of the secretary and for the salary of one sanitary inspector, but no appropriation whatever has been made for the enforcement of the act to prevent the pollution of public water-supplies, nor for the inspection of dairies, nor for the inspection and licensing of creameries, nor for the enforcement of the act requiring that local health officers and sanitary inspectors shall be tested for fitness, nor for the detection of violations of the act to prevent the sale of dangerous illuminating oil, nor for obtaining the skilled advice required by the provisions of chapter 277 of the laws of 1890, nor has the amount appropriated for the restriction of infectious diseases of animals been at all adequate for the prevention of the importation of glandered horses, nor for protective inoculations of cattle against the infection of anthrax. The amounts available during the fiscal year ending October 31st, 1907, were approximately as follows: For the bureau of vital statistics, \$7,277; for office stationery, expressage and postage, and for expenses of members, \$800; for salary and expenses of sanitary inspector, \$2,463; for distribution of the annual report, \$410; for salary of secretary, \$2,500;

for infectious diseases of animals, \$2,000; for enforcement of acts to prevent the sale of adulterated food and drugs, \$20,000.

From the foregoing it will be seen that the performance of all of the duties imposed by the laws upon the State board of health has been impossible because of insufficient funds with which to employ the necessary assistants. This need was brought to the attention of the legislative committee on appropriations on several occasions, but the necessary sums were not granted. The more urgent duties have therefore been given preference, and the annual reports show what has been done. It is unquestionably highly desirable in the public interests that sufficient funds should be provided to make possible the enforcement of every act which is upon the statute books, the judicious enforcement of which will promote the public health, and it is also desirable, because of the executive nature of many of the provisions of the more recent acts, that the administrative authority for the enforcement of all of the health laws having general application should be vested in the State department of health, including the acts relating to the bureau of vital statistics, the act to prevent the sale of adulterated and unwholesome food and drugs, public water-supplies and sewerage, laboratory diagnosis, sanitary inspection and infectious diseases of animals.

Population.—The estimated population of the counties of New Jersey, and also of forty-eight of the larger municipalities, for the year 1906, is stated in the following table. The table also shows the census figures for the past twenty-five years:

TABLE I.—POPULATION OF THE COUNTIES OF NEW JERSEY AND OF MUNICIPALITIES HAVING 5,000 INHABITANTS OR OVER FOR THE CENSUS YEARS 1880, 1885, 1890, 1895, 1900, 1905, AND ESTIMATED POPULATION FOR 1906.

	1880.	1885.	1890.	1895.	1900.	1905.	1906.
Atlantic County.....	18,704	22,356	28,836	34,750	46,402	50,802	62,554
Atlantic City.....	5,477	7,942	13,053	18,329	27,838	37,503	39,544
Bergen County.....	36,786	39,850	47,226	63,251	78,441	100,003	104,315
Englewood.....					6,253	7,922	8,256
Garfield.....						5,092	5,410
Hackensack.....			6,004	7,282	9,443	11,068	11,429
Rutherford.....						5,218	5,379
Burlington County.....	55,403	57,558	59,528	59,117	58,241	62,042	62,802
Bordentown.....	5,334	5,857	5,090	5,176	4,110	4,073	4,073
Burlington.....	7,257	7,690	7,264	7,392	7,322	8,038	8,107
Camden County.....	62,942	76,685	87,687	100,104	107,643	121,555	124,337
Camden City.....	41,659	52,884	58,313	63,467	75,935	83,363	84,849
Gloveseter City.....	5,247	5,966	6,564	6,225	6,840	8,055	8,298
Cape May County.....	9,765	10,744	11,368	12,855	13,201	17,390	18,228
Cumberland County.....	37,687	41,982	45,488	49,815	51,193	52,110	52,293
Bridgeton.....	8,722	10,065	11,224	13,292	13,913	13,624	13,624
Millville.....	7,660	8,824	10,002	10,466	10,588	11,884	12,144
Essex County.....	189,929	213,784	229,680	248,810	259,053	400,928	430,100
Bloomfield.....			7,708	8,093	9,668	11,668	12,068
East Orange.....			13,282	17,927	21,506	25,175	29,909
Irvington.....				3,388	5,255	7,180	7,565
Montclair.....				8,636	11,758	15,962	18,852
Newark.....	136,508	152,988	181,830	215,806	246,070	288,389	296,338
Orange.....	13,207	15,231	18,844	22,792	24,141	26,101	26,493
West Orange.....			4,336	5,854	6,889	7,872	8,069
Glooucester County.....	25,886	27,668	28,549	31,911	31,905	34,477	34,911
Hudson County.....	187,944	240,342	275,126	328,680	386,626	409,879	426,645
Bavonne.....	9,372	33,060	19,033	19,856	32,722	42,262	44,170
Harrison.....	6,898	8,806	8,338	9,672	10,596	12,823	13,268
Hoboken.....	30,399	37,721	43,848	54,083	59,364	65,468	66,689
Jersey City.....	120,722	153,513	163,003	182,713	206,433	222,699	237,932
Kearny.....				10,487	10,896	13,601	14,142
Town of Union.....	5,949	8,398	10,613	13,336	15,137	17,005	17,389
West Hoboken.....			11,065	18,296	29,094	29,082	30,262
New West York.....						5,207	5,382
Hunterdon County.....	38,570	37,420	35,855	35,334	34,507	33,258	32,258
Lambertville.....						5,016	5,002
Merces County.....	38,001	66,785	79,978	85,538	95,365	110,516	113,546
Chambersburg.....	5,437	6,742	8,542				6,455
Princeton.....							6,023
Trenton.....	29,910	34,386	57,458	62,513	73,307	84,180	86,355
Middlesex County.....	32,286	56,190	70,058	79,764	97,058	97,048	100,491
New Brunswick.....	17,156	18,358	19,068	19,910	20,006	23,133	23,758
Perth Amboy.....			9,512	13,030	17,699	25,993	27,534
South Amboy.....			4,330	5,571	6,349	6,258	6,258
Monmouth County.....	35,538	62,324	69,128	75,543	82,057	87,919	89,091
Asbury Park.....							9,804
Long Branch.....		5,140	7,281	7,383	8,872	12,183	12,845
Red Bank.....				4,145	5,428	6,263	6,490
Morris County.....	50,861	50,675	54,101	59,336	65,156	67,934	68,490
Dover.....							6,436
Morristown.....	6,837	8,780	8,122	10,290	11,387	12,446	12,322
Ocean County.....	14,455	15,886	15,974	18,789	19,747	20,880	21,107
Passaic County.....	68,860	83,374	105,046	133,227	155,202	175,868	179,989
Passaic City.....	6,232		13,028	17,694	27,777	37,837	39,849
Paterson.....	51,631		73,947	97,534	105,171	111,529	112,901
Salem County.....	24,579	25,373	25,151	26,084	25,880	26,278	26,498
Salem City.....	5,096	5,316	5,516	6,337	5,811	6,443	6,569
Somerset County.....	27,162	27,425	28,311	30,447	32,948	36,270	36,934
North Plainfield.....							5,616
Sussex County.....	28,389	22,401	22,259	22,886	24,386	24,315	23,225
Union County.....	55,571	61,839	72,467	85,404	99,353	117,211	120,783
Elizabeth.....	28,229	32,119	37,764	43,834	50,509	60,509	62,185
Plainfield.....			8,913	11,267	15,369	18,468	19,088
Rahway.....		6,455	7,105	7,945	7,932	8,949	8,792
Summit.....				4,450	5,302	6,845	7,154
Westfield.....						5,265	5,452
Warren County.....	36,550	37,737	36,553	37,283	37,781	40,403	40,927
Phillipsburg.....	7,181	8,938	8,644	9,081	10,052	13,352	14,012

TABLE 2.—SHOWING NUMBER OF WHITE AND COLORED INHABITANTS IN NEW JERSEY, WITH DEATH-RATES PER 1,000 POPULATION, FOR FIVE YEARS, 1901-1905.

YEARS.	Estimated population (total).	Estimated population (colored).	Total death-rate.	Death-rate, white.	Death-rate, colored.
1901.....	1,883,669	72,011	16.48	16.65	21.79
1902.....	1,925,781	74,178	15.91	17.33	21.00
1903.....	2,016,797	76,345	15.87	15.44	24.32
1904.....	2,058,909	78,512	17.14	16.91	22.95
1905.....	2,144,143	79,485	15.79	15.57	21.59

Births.—The number of certificates of births received during the year ending December 31st, 1906, was 42,677, an increase of 2,988 compared with the number reported during the previous year, showing that substantial progress has been made in the effort to secure more complete reports of births from physicians and midwives, but experience elsewhere has shown that a still larger proportion of births would be reported if the provisions of the legislative bill of 1905 (Senate 183) should be made operative. It is not enough to point out to the professional attendants at births that the official record has statistical and legal value, and to provide a penalty for failure to certify each birth as the law requires, but it is also essential that the time limit during which the certificates may be forwarded to the local registrars shall be short, and it is equally necessary that the local registrar shall be stimulated to collect and forward certificates in the case of every birth. In the bill above referred to the fee of the local officer was increased from ten to twenty cents for each certificate forwarded to the State bureau of vital statistics, and the time during which the certificate might

be prepared was limited to five days. The increase in the proportion of births registered during the past two years has been due, in part at least, to the decided improvement in the personnel of the employes of local boards of health which has occurred in consequence of the provisions of the act of April 8th, 1903, and the better appreciation on the part of these officers of the value of full and complete records of vital facts. Much credit should also be given to the State registrar of vital statistics, Mr. D. S. South, for his unceasing efforts to secure the co-operation of local officers and to detect violations of the law on the part of professional attendants at births.

TABLE 3.—SHOWING POPULATION, NUMBER OF BIRTHS REPORTED, NUMBER OF MARRIAGES AND NUMBER OF DEATHS IN NEW JERSEY, WITH BIRTH-RATES, MARRIAGE-RATES AND DEATH-RATES FOR THE TWENTY-EIGHT YEARS ENDING DECEMBER 31, 1906.

YEAR.	Population.*	BIRTHS.		MARRIAGES.		DEATHS.	
		Number of births reported.	Birth-rate per 1,000 population.	Number of marriages.	Persons married per 1,000 population.	Number of deaths.	Death-rate per 1,000 population.
1879.....	1,020,584	23,116	22.65	7,096	13.91	20,440	20.03
1880.....	1,130,892	23,680	20.94	7,933	14.08	18,967	16.77
1881.....	1,160,275	23,484	20.24	8,109	13.98	20,812	17.94
1882.....	1,189,658	23,108	19.42	8,837	14.86	25,959	21.82
1883.....	1,209,048	24,430	20.21	9,166	15.16	23,310	19.28
1884.....	1,238,224	25,263	20.39	9,968	14.87	21,716	17.40
1885.....	1,278,033	24,077	18.84	8,989	14.07	28,307	18.63
1886.....	1,310,431	25,497	19.46	12,351	18.85	22,734	17.35
1887.....	1,342,829	27,340	20.36	15,416	22.96	24,331	18.12
1888.....	1,375,227	28,074	20.41	16,025	23.31	27,173	19.76
1889.....	1,407,625	29,691	20.90	16,726	22.94	26,843	18.88
1890.....	1,441,017	30,103	20.89	15,564	21.60	28,530	19.80
1891.....	1,478,784	28,882	19.53	15,305	20.70	28,840	19.50
1892.....	1,511,693	30,627	20.26	16,082	21.28	32,685	21.62
1893.....	1,538,799	32,285	20.98	17,178	22.53	30,596	19.88
1894.....	1,578,373	33,662	21.33	16,345	20.58	30,044	19.09
1895.....	1,672,942	31,742	18.97	15,873	18.98	30,634	18.31
1896.....	1,718,543	31,207	18.16	18,370	21.38	30,767	17.90
1897.....	1,764,144	31,595	17.91	18,171	20.60	29,822	16.90
1898.....	1,810,068	32,515	17.96	18,213	14.59	27,337	15.11
1899.....	1,855,872	29,419	15.84	13,336	14.37	30,999	16.70
1900.....	1,888,669	32,270	17.13	14,611	15.51	31,474	16.62
1901.....	1,925,781	34,812	18.08	16,589	17.18	31,739	16.48
1902.....	1,967,893	35,116	17.84	18,150	18.45	31,319	15.91
1903.....	2,016,797	37,242	18.47	19,512	19.35	31,820	15.87
1904.....	2,068,909	38,751	18.82	18,419	18.38	35,298	17.14
1905.....	2,144,143	39,689	18.51	20,572	19.19	38,864	15.79
1906.....	2,196,238	42,677	19.43	21,580	19.65	35,670	16.24

* Estimated except for census years.
 NOTE.—The reports of births are not as complete as are those for marriages and deaths, hence the above table does not represent with accuracy the relation between birth-rates and death-rates.
 NOTE.—The large number of marriages reported during the years 1886-1897 was due to the unrestricted authority contained in the laws for the performance of the marriage ceremony in the case of non-residents, and the marked decrease in the number of marriages which occurred in 1898 was directly consequent upon the enactment of the law requiring a license in cases where both parties are non-residents of the State.

Marriages.—The records show that the number of marriage certificates received during the year ending December 31st, 1906, was 21,580, an increase of 1,008 over the number recorded during the previous year.

TABLE 4.—SHOWING NUMBER OF MARRIAGES RECORDED IN NEW JERSEY FOR THE TWENTY-EIGHT YEARS ENDING DECEMBER 31, 1906.

YEAR.	1879.	1880.	1881.	1882.	1883.	1884.	1885.	1886.	1887.
Marriages in New Jersey.....	7,096	7,963	8,109	8,837	9,166	8,968	8,989	12,351	15,416
Persons married per 1,000 population.....	13.91	14.08	13.98	14.86	15.16	15.37	14.07	18.85	22.96

YEAR.	1888.	1889.	1890.	1891.	1892.	1893.	1894.	1895.	1896.
Marriages in New Jersey.....	16,025	15,726	15,564	15,305	16,082	17,178	16,245	13,873	13,870
Persons married per 1,000 population.....	23.31	22.34	21.60	20.70	21.28	22.33	20.59	18.98	21.38

YEAR.	1897.	1898.	1899.	1900.	1901.	1902.	1903.	1904.	1905.	1906.
Marriages in New Jersey.....	18,171	13,213	13,336	14,611	16,539	18,150	19,512	18,919	20,572	21,580
Persons married per 1,000 population.....	20.60	14.50	15.40	15.51	17.23	18.45	19.35	18.38	19.19	19.63

Deaths.—The number of deaths recorded during the year ending December 31st, 1906, was 35,670. The estimated population is 2,196,238, and the annual death-rate is therefore 16.24 per 1,000 inhabitants living. By reference to the following chart it will be seen that these figures compare very favorably with those of preceding years, and that the average mortality (16.27) during the past ten years has been much lower than that which prevailed during the previous decade (19.28).

CHART SHOWING DEATH-RATES IN NEW JERSEY, PER 1,000 INHABITANTS, FOR TWENTY-EIGHT YEARS, 1879-1906.

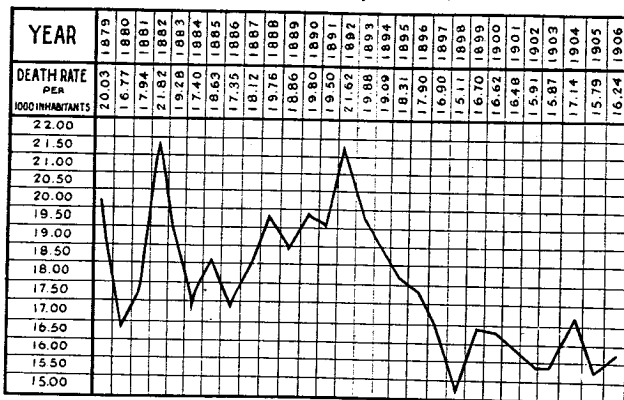


TABLE 5.—DEATHS IN NEW JERSEY, BY AGE PERIODS, FOR THE YEAR ENDING DECEMBER 31, 1906.

	AGE PERIODS.														Total number of deaths.					
	Under 1 mo.	Under 1 year.	1 to 5.	5 to 10.	10 to 15.	15 to 20.	20 to 25.	25 to 30.	30 to 35.	35 to 40.	40 to 45.	45 to 50.	50 to 55.	55 to 60.		60 to 70.	70 to 80.	80 to 90.	Over 90.	Not stated.
	2545	5228	3473	913	576	875	1304	1399	1455	1746	1621	1624	1690	1813	3920	3437	1787	285	9	35,670

TABLE 6.—SHOWING NUMBER OF DEATHS IN NEW JERSEY FROM CERTAIN CLASSIFIED DISEASES FOR TWENTY-EIGHT YEARS, 1879-1906.

DISEASES.	1879.	1880.	1881.	1882.	1883.	1884.	1885.	1886.	1887.
Acute lung diseases.....	2,160	1,988	2,208	2,752	2,756	2,174	2,566	2,300	2,557
Consumption, M.....	2,788	2,714	2,989	1,696	1,527	1,557	1,678	1,651	1,910
Consumption, F.....	1,849	2,116	2,305	2,792	2,656	2,462	2,545	2,664	2,694
Diarrhoeal diseases of children.....	1,041	1,847	1,502	1,521	1,562	1,664	1,885	1,932	1,986
Adult brain and spinal diseases.....	1,314	1,847	1,502	1,521	1,562	1,664	1,885	1,932	1,986
Brain and nervous diseases of children.....	1,647	1,638	1,642	1,999	1,683	1,598	1,791	1,774	1,886
Diseases of the heart and circulation.....	972	882	1,213	1,181	1,253	1,324	1,508	1,506	1,530
Diphtheria and croup.....	1,100	873	1,128	1,472	1,346	1,027	1,486	1,308	1,527
Digestive and intestinal diseases.....	1,041	1,005	1,080	740	923	1,075	1,140	1,213	1,242
Renal and cystic diseases.....	538	516	608	765	759	892	939	926	873
Violent deaths.....	378	425	451	793	907	884	857	997	1,091
Cancer.....	378	425	451	793	907	884	857	997	1,091
Typhoid fever.....	324	373	574	884	564	640	642	545	522
Scarlet fever.....	627	572	499	1,306	853	517	646	222	255
Puerperal.....	194	244	303	244	198	221	268	257	263
Whooping cough.....	277	130	110	263	189	116	131	274	181
Malarial fever.....	268	293	431	379	290	220	248	217	207
Erysipelas.....	177	87	70	206	131	189	185	88	296
Measles.....	132	109	124	94	90	80	74	79	96
Acute rheumatism.....	76	64	89	82	82	62	36	68	132
Small-pox.....	15	254	367	54	7	7	4	4	13
Total deaths per year.....	15,797	15,542	17,539	25,910	23,310	21,716	23,807	22,734	24,331

TABLE 6.—SHOWING NUMBER OF DEATHS IN NEW JERSEY FROM CERTAIN CLASSIFIED DISEASES FOR TWENTY-EIGHT YEARS, 1879-1906—(Continued).

DISEASES.	1888.	1889.	1890.	1891.	1892.	1893.	1894.	1895.	1896.
Acute lung diseases.....	2,922	2,862	3,804	4,101	3,187	3,974	4,183	4,597	4,146
Consumption, M.....	1,723	1,772	1,903	1,849	1,851	1,790	1,831	1,860	1,786
Consumption, F.....	1,683	1,677	1,767	1,607	1,724	1,637	1,692	1,682	1,572
Diarrheal diseases of children.....	3,508	3,377	3,527	3,191	4,043	3,981	3,933	3,746	3,807
Adult brain and spinal diseases.....	2,095	1,991	2,308	2,333	2,457	2,611	2,413	2,626	2,610
Brain and nervous diseases of children.....	1,971	1,923	2,032	2,029	2,242	2,072	2,063	1,925	2,018
Diseases of the heart and circulation.....	1,691	1,726	1,945	1,930	2,183	2,179	2,112	2,208	2,432
Diphtheria and croup.....	2,036	1,574	1,573	1,737	1,776	1,677	1,294	1,464	1,587
Digestive and intestinal diseases.....	1,476	1,430	1,521	1,573	1,625	1,753	1,665	1,589	1,622
Renal and cystic diseases.....	1,020	1,056	1,149	1,200	1,444	1,441	1,447	1,523	1,584
Violent deaths.....	1,820	1,077	1,235	1,305	1,427	1,538	1,500	1,469	1,426
Cancer.....	612	573	616	642	688	723	731	770	811
Typhoid fever.....	620	724	782	695	628	506	485	568	577
Scarlet fever.....	574	533	300	283	1,008	445	272	264	182
Puerperal.....	271	254	259	296	282	282	298	294	283
Whooping cough.....	1,230	1,077	1,235	1,305	1,427	1,538	1,500	1,469	1,426
Malarial fever.....	264	203	195	180	198	148	162	144	119
Measles.....	74	118	174	250	197	73	257	95	390
Erysipelas.....	128	114	81	85	94	74	97	74	69
Acute rheumatism.....	142	117	106	76	100	102	11	82	59
Small-pox.....	5	3			88	48	11	22	2
Total deaths per year.....	27,173	26,543	28,530	28,840	32,685	30,596	30,004	30,634	30,767

TABLE 7.—DEATHS IN NEW JERSEY, PER 10,000 POPULATION, FROM CERTAIN CLASSIFIED CAUSES, FOR TWENTY-EIGHT YEARS.

CAUSES OF DEATH.	1879.	1880.	1881.	1882.	1883.	1884.	1885.	1886.	1887.
Acute lung diseases.....	21.16	17.57	17.80	23.13	22.79	17.41	20.07	17.55	19.04
Consumption.....	27.81	23.99	25.76	29.21	25.81	25.75	25.97	24.45	27.20
Diarrheal diseases of children.....	15.11	19.15	19.43	15.06	21.96	19.72	22.25	20.82	20.06
Adult brain and spinal diseases.....	19.87	11.91	12.94	12.73	12.91	18.38	14.82	14.74	13.64
Brain and nervous diseases of children.....	16.13	14.48	14.15	16.80	13.92	12.80	14.01	13.53	14.04
Diseases of heart and circulation.....	9.52	8.68	10.45	9.92	10.20	10.60	11.75	11.49	11.39
Diphtheria and croup.....	10.86	7.71	9.72	12.37	9.47	8.21	11.70	9.94	11.37
Digestive and intestinal diseases.....	10.20	8.83	9.30	6.22	7.63	8.62	8.91	9.25	9.24
Renal and cystic diseases.....	5.46	4.56	5.24	6.48	6.27	7.14	7.34	7.06	6.50
Violent deaths.....	13.70	3.75	3.85	6.60	7.50	6.59	6.59	7.60	7.82
Cancer.....	3.17	3.29	4.94	4.43	4.66	5.12	5.02	4.15	3.83
Typhoid fever.....	6.14	5.06	4.30	10.09	7.05	4.38	5.05	1.69	1.89
Scarlet fever.....	1.90	2.15	2.61	2.05	1.63	1.77	2.09	1.96	1.95
Puerperal.....	2.71	1.14	1.02	1.23	1.56	1.92	4.1	2.09	1.34
Whooping cough.....	2.92	2.59	3.74	3.40	3.99	1.84	1.62	3.85	6.11
Malarial fever.....	.75	.76	.60	.78	1.08	1.51	1.05	.67	2.20
Erysipelas.....	1.34	.96	1.06	.79	.74	.64	.57	.60	.71
Acute rheumatism.....	.74	.56	.76	.43	.27	.49	.28	.51	.98
Small-pox.....		.13	2.18	3.68	.44	.56	.01	.03	.03

DISEASES.	1897.	1898.	1899.	1900.	1901.	1902.	1903.	1904.	1905.	1906.
Acute lung diseases.....	4,089	3,414	4,322	4,795	4,188	4,236	4,265	5,309	4,445	5,230
Consumption, M.....	1,765	1,772	1,956	1,787	3,257	3,015	3,380	3,670	3,587	3,654
Consumption, F.....	1,472	1,459	1,628	1,727	2,389	2,421	2,623	3,486	2,764	3,117
Diarrheal diseases of children.....	3,450	2,958	3,568	3,010	1,895	1,878	1,693	2,423	2,290	2,397
Adult brain and spinal diseases.....	2,582	2,700	2,842	2,946	2,836	2,787	2,850	3,053	3,942	3,219
Brain and nervous diseases of children.....	1,809	1,642	1,950	1,767	2,012	1,806	1,795	1,986	2,095	1,717
Diseases of the heart and circulation.....	2,475	2,286	2,731	2,832	2,772	3,066	3,166	3,301	3,316	3,460
Diphtheria and croup.....	1,382	950	777	927	638	683	743	915	690	673
Digestive and intestinal diseases.....	1,572	1,484	1,556	1,700	2,221	2,042	2,060	2,279	2,133	2,243
Renal and cystic diseases.....	1,732	1,694	1,925	2,072	2,043	2,021	2,160	2,351	2,487	2,543
Violent deaths.....	1,683	1,451	1,724	1,724	1,733	2,010	2,206	2,162	2,313	2,315
Cancer.....	857	852	946	921	1,042	1,031	1,132	1,125	1,262	1,389
Typhoid fever.....	478	450	486	356	352	428	388	384	360	400
Scarlet fever.....	203	201	187	220	173	217	239	416	164	193
Puerperal.....	278	294	297	288	297	225	279	221	238	322
Whooping cough.....	321	155	282	306	157	251	245	124	186	388
Malarial fever.....	132	82	96	84	50	36	40	47	21	36
Erysipelas.....	136	195	96	231	77	204	41	180	98	203
Acute rheumatism.....	68	88	111	86	113	86	113	149	94	148
Small-pox.....	69	55	73	73	116	94	71	68	101	109
Total deaths per year.....	29,822	27,387	30,999	31,474	31,739	31,319	31,820	35,298	33,864	35,670

CAUSES OF DEATH.	1888.	1889.	1890.	1901.	1892.	1893.	1894.	1895.	1896.
Acute lung diseases.....	21.74	20.83	26.39	27.73	34.31	25.82	26.50	27.49	24.12
Consumption.....	24.41	24.50	24.46	23.37	23.64	22.28	21.77	21.17	19.53
Diarrheal diseases of children.....	15.53	23.99	17.47	21.57	26.45	25.87	24.66	22.39	21.15
Adult brain and spinal diseases.....	15.23	14.14	16.01	15.77	16.25	16.96	16.96	15.69	15.18
Brain and nervous diseases of children.....	14.33	13.66	14.10	13.72	14.83	13.46	12.11	11.50	11.74
Diseases of heart and circulation.....	12.22	12.68	15.49	13.25	14.11	14.16	13.74	13.55	14.03
Diphtheria and croup.....	10.73	10.10	10.55	10.63	10.74	11.39	9.92	9.49	9.43
Digestive and intestinal diseases.....	7.41	7.90	7.97	8.11	9.55	9.36	9.16	9.10	9.21
Renal and cystic diseases.....	5.59	7.65	8.57	9.22	9.48	9.59	9.50	8.78	8.22
Violent deaths.....	4.45	4.11	4.41	4.34	4.35	4.69	4.33	4.60	4.71
Cancer.....	4.50	5.14	5.42	4.69	4.15	3.28	3.07	3.39	3.35
Typhoid fever.....	4.17	3.78	1.45	1.94	6.66	2.89	1.72	1.57	1.06
Puerperal.....	1.97	1.80	1.73	2.00	1.86	1.83	1.85	1.75	1.64
Whooping cough.....	1.80	1.37	2.27	2.07	2.19	1.53	2.10	1.63	1.90
Malarial fever.....	1.01	1.44	1.35	1.21	1.30	1.02	1.85	1.69	1.69
Measles.....	.53	.83	1.20	1.69	1.30	.47	1.62	.56	2.26
Erysipelas.....	.98	.80	.56	.57	.62	.48	.61	.41	.40
Acute rheumatism.....	.15	.38	.73	.51	.66	.66	.57	.43	.34
Small-pox.....	.08	.02			.25	.27	.06	.13	.01

CAUSES OF DEATH.	1897.	1898.	1899.	1900.	1901.	1902.	1903.	1904.	1905.	1906.
Acute lung diseases.....	22.89	18.86	23.29	25.21	23.27	23.18	22.73	27.78	20.75	23.81
Consumption.....	18.54	17.81	19.31	18.48	16.91	15.92	16.76	17.83	17.76	16.64
Diarrheal diseases of children.....	19.55	16.39	19.22	17.83	9.34	9.54	7.35	11.63	10.68	10.21
Adult brain and spinal diseases.....	14.03	14.91	15.31	15.49	16.20	16.40	16.60	16.51	13.72	14.62
Brain and nervous diseases of children.....	12.59	9.06	10.53	9.29	11.26	9.72	9.95	10.68	9.77	7.82
Diseases of heart and circulation.....	10.52	12.62	14.72	14.99	14.37	15.58	15.70	16.03	15.47	15.75
Diphtheria and croup.....	7.83	5.24	4.19	4.87	3.55	3.74	3.71	4.46	3.26	3.06
Pneumonia*.....					13.13	12.80	13.08	16.98	12.89	14.19
Digestive and intestinal diseases.....	8.91	9.15	8.83	9.47	11.49	11.49	11.49	10.18	10.18	10.22
Renal and cystic diseases.....	9.92	9.85	10.37	10.30	10.45	10.27	10.71	11.16	11.58	11.58
Violent deaths.....	9.55	8.01	9.29	9.00	11.20	9.02	9.97	11.96	10.08	10.53
Cancer.....	4.83	4.70	5.10	4.81	5.42	5.24	5.61	5.98	6.98	6.82
Typhoid fever.....	2.70	2.45	2.62	1.87	1.83	2.17	1.92	1.87	1.68	1.86
Scarlet fever.....	1.12	1.11	1.16	1.16	1.16	1.16	1.16	1.16	1.16	1.16
Puerperal.....	1.37	1.45	1.44	1.51	1.70	1.14	1.38	1.07	1.11	1.47
Whooping cough.....	1.81	.85	1.51	1.61	.82	1.43	1.21	.60	1.33	1.77
Malarial fever.....	1.74	.45	.52	.40	.26	.19	.20	.22	.10	.16
Measles.....	.82	1.48	.32	1.21	.40	.32	.40	.37	.46	.32
Erysipelas.....	.88	.32	.47	.58	.37	.35	.43	.55	.42	.43
Acute rheumatism.....	.39	.31	.39	.38	.60	.				

TABLE 8.—SHOWING DEATH-RATE, PER 1,000 POPULATION, IN THE CITIES OF NEW JERSEY HAVING OVER 5,000 POPULATION, FOR TWENTY-EIGHT YEARS, 1879-1906.

NAMES OF CITIES.	1879.	1880.	1881.	1882.	1883.	1884.	1885.	1886.	1887.
Atlantic City*	16.32	16.89	24.46	31.76	26.29	32.50	23.54	21.03	27.20
Bordentown	16.32	16.31	16.88	16.87	19.68	15.88	15.88	15.88	13.32
Burlington	21.10	15.61	18.37	22.94	18.51	18.83	24.45	21.46	17.30
Camden	18.88	19.27	22.90	24.55	20.01	22.37	18.30	19.57	20.49
Glocester	14.10	15.70	20.19	18.32	21.88	21.69	15.42	16.59	22.96
Bridgeton	16.72	17.75	19.72	22.85	15.48	18.69	17.78	11.92	16.19
Millville	20.22	22.71	22.71	17.75	13.27	18.54	16.89	15.75	16.55
Newark	25.26	18.71	21.12	28.66	25.49	24.70	24.88	24.94	21.40
Orange	19.88	16.35	18.02	25.44	21.81	22.03	19.70	19.90	16.55
Bayonne	26.73	15.04	16.43	26.89	20.91	22.19	18.58	23.78	23.16
Harrison	20.01	23.41	20.90	21.61	22.18	32.08	28.96	26.01	26.74
Hoboken	27.01	28.71	25.32	31.42	25.90	22.19	22.42	22.62	24.28
Jersey City	28.04	20.98	23.61	30.12	25.74	25.15	22.42	22.02	24.71
Trenton	26.00	20.04	18.80	36.98	35.78	23.42	25.84	22.08	20.04
New Brunswick	26.00	20.65	18.89	30.53	29.78	21.13	17.48	15.12	17.20
Perth Amboy	19.50	15.66	18.81	22.78	26.74	28.15	18.40	19.17	23.17
Long Branch*
Morristown
Passaic	16.40	18.71	15.94	17.70	28.96	20.77	14.61	13.70	13.55
Paterson	25.61	23.07	22.75	29.61	27.72	28.33	20.29	21.02	22.82
Salem
Elizabeth	18.01	15.02	14.63	19.58	23.14	15.43	19.22	23.30	16.83
Plainfield	18.01	15.58	19.97	21.68	24.30	20.93	21.70	18.90	22.52
Rahway	24.31	17.97	16.11	28.35	20.29	17.19	15.60	14.58	16.94
Phillipsburg	14.08	17.34	15.87	23.53	20.46	18.10	18.37	14.40	19.24

TABLE 8.—SHOWING DEATH-RATE, PER 1,000 POPULATION, IN THE CITIES OF NEW JERSEY HAVING OVER 5,000 POPULATION, FOR TWENTY-EIGHT YEARS, 1879-1906—(Continued).

NAMES OF CITIES.	1897.	1898.	1899.	1900.	1901.	1902.	1903.	1904.	1905.	1906.	Aver. for 28 years.
Atlantic City*	20.45	16.89	19.03	17.85	10.85	16.28	15.83	14.92	16.79	17.95
Englewood	17.57	15.74	16.45	15.86	18.92	14.90	17.08
Hackensack	14.49	11.43	14.94	13.66	17.52	14.84	16.89	13.78	17.48	17.19
Bordentown	14.78	18.17	17.35	19.46	16.55	17.27	18.73	19.71	13.26	17.08	17.45
Burlington	18.29	14.28	16.87	24.76	19.78	21.28	22.46	22.82	16.87	17.87	20.01
Camden	20.71	17.82	19.83	14.11	17.56	16.90	16.05	18.01	16.17	18.44	20.03
Glocester	25.61	18.31	19.90	19.88	11.27	21.03	17.89	17.32	18.87	18.44	20.03
Bridgeton	15.02	13.10	13.74	14.28	13.32	13.89	13.78	16.66	14.09	14.31	16.14
Millville	9.67	12.38	13.38	15.78	14.61	16.27	14.18	16.67	13.72	17.82	16.35
Bloomfield	14.55	13.50	11.21	14.64	11.40	14.09
East Orange	10.97	9.71	10.94	9.72	12.11	10.72	10.38
Irvington	9.24	14.66	12.56	10.67	12.53	13.85
Montclair	10.68	11.76	13.00	15.11	16.87	14.48	17.42	20.28	18.42	15.49
Newark	19.66	16.65	19.40	19.60	19.14	18.71	18.47	19.61	17.45	19.08	22.38
Orange	16.50	18.08	18.19	20.63	17.45	20.26	20.40	21.85	20.46	20.34	20.47
West Orange	13.29	10.27	10.52	11.02	13.59	10.66
Bayonne	21.80	25.00	25.59	17.39	16.38	15.32	18.44	16.60	15.76	17.18	20.65
Harrison	18.01	23.77	19.18	23.37	21.24	19.83	18.63	16.69	18.87	17.56
Hoboken	21.94	18.06	19.01	23.01	18.67	18.59	17.70	22.83	21.11	21.46	23.42
Jersey City	19.60	19.16	19.78	20.34	19.12	18.65	18.82	20.89	18.88	19.36	22.89
Keamy
Trenton	14.70	13.58	11.63	14.16	11.25	16.89	16.07	17.76	12.94	16.52
West Hoboken
West New York
Trenton	16.44	15.45	17.71	16.42	16.35	17.19	18.30	18.09	17.63	17.52	17.98
New Brunswick	19.33	14.73	16.04	21.29	18.18	20.00	19.43	22.16	19.66	17.76	19.39
Perth Amboy	17.11	14.35	16.16	14.46	16.33	14.82	15.70	14.89	12.29	12.89
Plainfield	17.31	13.14	12.65	13.86	16.14	19.52	15.68	16.06	19.97	21.89
South Amboy
Long Branch*	14.11	18.13	17.51	18.15	24.07	21.50	20.21	22.37	21.51	18.15
Rect Bank
Dover	19.15	15.73	14.94	12.46	16.01	15.89	13.87	14.09	15.88	11.19
Morristown	16.16	17.38	19.18	16.38	18.50	16.64	17.95	18.84	20.42	21.10	18.59
Passaic	24.29	19.84	23.64	20.99	18.27	17.74	20.03	18.82	18.29	16.39
Paterson	18.71	15.80	19.65	18.70	17.53	16.37	15.28	17.84	16.51	17.66	20.99
Salem	16.65	18.30	18.30	20.13	14.11	16.00	17.21	20.31	16.92	16.90
North Plainfield
Elizabeth	17.16	15.50	17.25	17.69	17.17	15.30	16.55	18.78	17.57	17.27	9.59
Plainfield	15.91	14.16	15.72	16.01	16.36	15.94	15.84	16.89	13.70	15.95	16.85
Rahway	16.06	14.30	16.67	15.50	14.87	17.52	15.50	13.99	13.64	12.51	17.84
Summit
Phillipsburg	16.75	18.40	13.68	12.13	11.34	15.04	13.44	15.32	10.08	11.49	15.94

*The death-rate in summer resorts is calculated on the basis of the resident population, whereas the actual population is often several times larger, and on account of the floating population and the large number of invalids included in it, the death-rate is not a criterion of health conditions.

NAMES OF CITIES.	1888.	1889.	1890.	1891.	1892.	1893.	1894.	1895.	1896.
Atlantic City*	29.84	26.93	20.01	20.46	20.19	16.47	18.28	19.20	18.78
Hackensack	16.56	15.02	18.43	20.79	30.72	17.44	14.50	15.65	18.07
Bordentown	21.46	20.13	18.30	20.44	24.24	18.82	25.47	18.87	19.28
Camden	22.70	18.73	23.15	23.68	25.37	22.06	23.85	22.07	19.97
Glocester	23.13	21.83	18.85	21.80	23.28	24.77	20.73	23.78	28.13
Bridgeton	17.69	11.81	17.09	19.50	16.55	17.62	16.35	14.41	14.41
Millville	21.63	13.43	19.48	16.51	16.62	15.23	13.79	17.01	15.24
Montclair
Newark	27.02	25.39	27.26	23.69	29.17	24.67	22.68	21.59	20.79
Orange	24.49	21.76	24.56	29.29	28.31	29.28	19.37	18.69	19.89
Bayonne	26.38	24.24	20.37	20.37	21.11	19.74	17.17	15.62	15.51
Hoboken	28.50	26.65	27.67	31.70	28.27	26.50	22.17	23.19	25.45
Hoboken	28.13	25.37	26.62	25.41	26.97	23.97	24.63	22.98	22.59
Jersey City	25.03	22.66	25.96	26.90	27.78	26.67	25.32	24.61	23.61
Trenton	24.77	19.74	22.42	26.05	20.87	20.31	18.67	17.69	15.86
Trenton	19.51	14.94	17.35	15.51	19.75	16.16	14.14	18.01	18.80
New Brunswick	19.28	20.18	17.71	17.51	24.60	16.31	17.96	17.23	20.03
Harrison	20.41	21.76	17.41	23.95	22.61	19.17	18.47	18.96	17.84
Long Branch*	20.04	12.41	14.66	12.16	12.40	10.85	8.88	14.18	12.51
Morristown	18.95	24.32	19.91	16.53	20.80	18.55	19.04	16.56	18.85
Passaic	24.38	24.86	16.81	23.77	22.27	21.64	20.07	21.57	22.26
Paterson	27.17	22.66	21.87	22.85	22.61	21.00	20.31	18.25	19.22
Salem	18.85	18.18	18.85	18.58	17.42	20.49	16.69	15.77	15.77
Elizabeth	23.28	20.18	19.30	19.41	21.19	20.22	18.95	18.23	18.05
Plainfield	22.31	16.97	16.89	16.87	17.04	19.21	17.33	17.39	18.37
Rahway	20.41	19.29	19.32	17.61	23.05	23.87	18.76	18.12	17.13
Phillipsburg	13.28	15.98	14.95	15.13	14.77	14.29	13.50	20.71	14.70

*The death-rate in summer resorts is calculated on the basis of the resident population, whereas the actual population is often several times larger, and on account of the floating population and the large number of invalids included in it, the death-rate is not a criterion of health conditions.

CHART SHOWING RELATIVE MORTALITY IN CERTAIN CITIES OF NEW JERSEY FOR THE YEAR ENDING DECEMBER 31, 1906.

East Orange.....	Population, 25,909. Deaths, 269. Rate per 1,000, 10.38.
West Hoboken.....	Population, 30,280. Deaths, 385. Rate per 1,000, 12.71.
Perth Amboy.....	Population, 27,584. Deaths, 355. Rate per 1,000, 12.89.
Millville.....	Population, 12,144. Deaths, 166. Rate per 1,000, 13.67.
Bloomfield.....	Population, 12,068. Deaths, 170. Rate per 1,000, 14.09.
Bridgeton.....	Population, 13,624. Deaths, 195. Rate per 1,000, 14.31.
Montclair.....	Population, 16,852. Deaths, 261. Rate per 1,000, 15.49.
Plainfield.....	Population, 19,088. Deaths, 304. Rate per 1,000, 15.93.
Passaic City.....	Population, 39,849. Deaths, 653. Rate per 1,000, 16.39.
Town of Union.....	Population, 17,369. Deaths, 287. Rate per 1,000, 16.52.
Hackensack.....	Population, 11,429. Deaths, 193. Rate per 1,000, 16.89.
Bayonne.....	Population, 44,170. Deaths, 759. Rate per 1,000, 17.18.
Trenton.....	Population, 86,855. Deaths, 1,493. Rate per 1,000, 17.29.
Hoboken.....	Population, 66,689. Deaths, 1,431. Rate per 1,000, 17.46.
Kearny.....	Population, 14,142. Deaths, 248. Rate per 1,000, 17.54.
Harrison.....	Population, 13,208. Deaths, 233. Rate per 1,000, 17.64.
Elizabeth.....	Population, 62,185. Deaths, 1,097. Rate per 1,000, 17.64.
Paterson.....	Population, 112,801. Deaths, 1,992. Rate per 1,000, 17.66.
New Brunswick.....	Population, 23,758. Deaths, 422. Rate per 1,000, 17.76.
*Atlantic City.....	Population, 39,544. Deaths, 710. Rate per 1,000, 17.95.
*Long Branch.....	Population, 12,845. Deaths, 233. Rate per 1,000, 18.14.
Camden City.....	Population, 84,849. Deaths, 1,565. Rate per 1,000, 18.44.
Newark.....	Population, 290,733. Deaths, 5,547. Rate per 1,000, 19.08.
Jersey City.....	Population, 237,952. Deaths, 4,607. Rate per 1,000, 19.36.
Orange.....	Population, 26,493. Deaths, 539. Rate per 1,000, 20.34.
Morristown.....	Population, 12,322. Deaths, 260. Rate per 1,000, 21.10.

*The death-rate in summer resorts is calculated on the basis of the resident population, whereas the actual population is often several times larger, and on account of this floating population and the large number of invalids included in it, the death-rate is not a criterion of health conditions.

TABLE 9.—SHOWING NUMBER OF DEATHS IN NEW JERSEY FOR THE YEAR ENDING DECEMBER 31, 1906, FROM TEN SELECTED PREVENTABLE DISEASES, WITH PERCENTAGE OF TOTAL MORTALITY.

NAME OF DISEASE.	Deaths.	Percentage of total mortality.
Consumption.....	3,654	10.24
Pneumonia.....	3,117	8.74
Diarrhoeal diseases of children.....	2,397	6.72
Diphtheria.....	673	1.89
Typhoid fever.....	408	1.14
Whooping cough.....	388	1.09
Measles.....	203	.57
Scarlet fever.....	193	.54
Malarial fever.....	36	.10
Small pox.....	1

TABLE 10.—SHOWING DEATHS FROM CERTAIN SELECTED CAUSES OF DEATH, PER 10,000 INHABITANTS, FOR THE YEARS ENDING DECEMBER 31, 1905, AND DECEMBER 31, 1906, ALSO SHOWING AVERAGE NUMBER OF DEATHS FROM SAID DISEASES DURING PAST TWENTY-EIGHT YEARS.

DISEASES.	Average number of deaths for twenty-eight years.	Deaths per 10,000 inhabitants during year ending December 31st, 1905.	Deaths per 10,000 inhabitants during year ending December 31st, 1906.
Consumption.....	3,365	16.73	16.64
Diarrhoeal diseases of children.....	2,911	10.68	10.91
Pneumonia*.....	12.89	14.19
Diseases of heart and circulation.....	2,123	15.47	15.75
Digestive and intestinal diseases.....	1,444	20.86	10.22
Diphtheria and croup.....	1,233	3.26	3.06
Renal and cystic diseases.....	1,391	11.53	11.58
Violent deaths.....	1,276	10.08	10.53
Cancer.....	748	5.98	6.32
Typhoid fever.....	520	1.68	1.86
Scarlet fever.....	413	.76	.88
Puerperal.....	263	1.11	1.47
Whooping cough.....	234	1.33	1.77
Malarial fever.....	173	.10	.16
Measles.....	156	.46	.92
Erysipelas.....	91	.42	.43
Acute rheumatism.....	80	.47	.50
Small-pox.....	49

*Deaths from pneumonia were not separately recorded until the year 1901.

TABLE 11.—SHOWING MORTALITY IN NEW JERSEY, FROM CERTAIN SELECTED CAUSES OF DEATH, FOR THE YEAR ENDING DECEMBER 31, 1906, COMPARED WITH DEATHS FOR THE PREVIOUS YEAR.

SELECTED DISEASES.	Deaths for year ending December 31, 1905.	Deaths for year ending December 31, 1906.	Comparative mortality.
Consumption.....	3,587	3,654	+ 67
Diseases of heart and circulation...	3,316	3,460	+ 44
Renal and cystic diseases.....	2,487	2,543	+ 56
Digestive and intestinal diseases.....	2,183	2,245	+ 52
Diarrhoeal diseases of children.....	2,290	2,397	+107
Cancer.....	1,282	1,389	+107
Diphtheria.....	699	673	- 26
Typhoid fever.....	360	408	+ 48
Scarlet fever.....	164	193	+ 29
Puerperal.....	238	322	+ 84
Whooping cough.....	186	388	+202
Erysipelas.....	90	94	+ 4
Acute rheumatism.....	101	109	+ 8
Measles.....	98	203	+105
Malarial fever.....	21	36	+ 15
Small-pox.....	1	1	- 0

CHART SHOWING DEATHS IN NEW JERSEY, FROM CERTAIN SPECIFIED DISEASES, FOR THE PAST TWENTY-EIGHT YEARS, ARRANGED IN ORDER OF GREATEST FREQUENCY.

DISEASES	NUMBER OF DEATHS	10,000	20,000	30,000	40,000	50,000	60,000	70,000	80,000	90,000	100,000
CONSUMPTION	94,227										
DIARRHOEAL DISEASES—CHILDREN	81,502										
DISEASES OF HEART & CIRCULATION	59,449										
DIGESTIVE & INTESTINAL DISEASES	40,428										
RENAL & CYSTIC DISEASES	39,948										
VIOLENT DEATHS	35,728										
DIPHTHERIA & CROUP	34,540										
CANCER	20,951										
TYPHOID FEVER	14,566										
SCARLET FEVER	11,559										
PUERPERAL FEVER	7,348										
WHOOPIING COUGH	6,565										
MALARIAL FEVER	4,837										
MEASLES	4,371										
ERYSIPELAS	2,545										
ACUTE RHEUMATISM	2,235										
SMALL POX	1,338										

Consumption.—The number of deaths caused by pulmonary tuberculosis during the year ending December 31st, 1906, was 3,654, or 16.64 per 10,000 inhabitants. Reference to the accompanying chart and tables will show that the mortality in New Jersey due to this affection has varied but little during the past ten years, the average number of deaths from this affection which have annually occurred during that period having been 17.46 per 10,000 population, but comparison of these figures with those of the eighteen preceding years (1879-1896) shows a continuous and very marked decrease in the deaths from this cause. Sanitary inspections of the dwellings in which persons who acquire pulmonary tuberculosis live suggest that the prevalence of this disease is not so much dependent upon the density of the population as it is upon the condition of the interior of the dwelling apartments, and it has been found that in many thickly populated localities the occurrence of consumption is less per capita than in certain rural situations where the occupants of buildings shut out light and air, and maintain uncleanly conditions inside of the house, and it therefore is essential, in the effort to restrict the spread of this disease, that the interior of dwellings shall be given close attention by the sanitary authority, and that local ordinances shall be adapted to the enforcement, where necessary, of more enlightened modes of living. The instruction furnished by visiting nurses or by female inspectors promises excellent results in dealing with the foreign-born population, by directing attention to the dangers to health which attend the exclusion of the outer air from sleeping-rooms, the defilement of floors and sidewalls with expectorated matter, the use of unclean drinking-cups, &c.

TABLE 12.—DEATHS FROM CONSUMPTION IN NEW JERSEY, BY AGE PERIODS, FOR SIX YEARS.

YEARS.	AGE PERIODS.											Totals.
	Under 1 year.	1 to 10.	10 to 20.	20 to 30.	30 to 40.	40 to 50.	50 to 60.	60 to 70.	70 to 80.	Over 80.	Not stated.	
1901.....	39	73	241	937	827	510	319	199	87	25	3,257
1902.....	39	62	227	842	739	504	281	199	76	19	7	3,015
1903.....	49	81	285	941	877	534	310	191	95	16	1	3,380
1904.....	67	80	315	963	1,005	575	337	217	78	11	2	3,670
1905.....	40	89	309	972	915	606	335	197	100	23	1	3,587
1906.....	62	93	309	953	942	646	339	199	84	26	1	3,654
Totals.....	296	478	1,686	5,628	5,325	3,375	1,921	1,202	520	120	12	20,563

TABLE 13.—SHOWING NUMBER OF DEATHS AND DEATHS PER 10,000 POPULATION FROM CONSUMPTION IN NEW JERSEY, AND THE PROPORTION OF DEATHS FROM CONSUMPTION TO TOTAL DEATHS DURING TWENTY-EIGHT YEARS.

YEARS.	Population.*	Total deaths in New Jersey.	Deaths from consumption.	Proportion of deaths from consumption to total deaths.	Deaths from consumption per 10,000 population.
1879.....	1,020,584	20,444	2,788	13.64	27.32
1880.....	1,130,892	18,967	2,714	14.30	24.00
1881.....	1,160,275	20,810	2,939	14.36	25.76
1882.....	1,189,658	25,910	3,475	13.41	29.21
1883.....	1,209,048	23,310	3,121	13.39	25.81
1884.....	1,248,224	21,716	3,215	14.80	25.76
1885.....	1,278,033	23,307	3,320	13.94	25.19
1886.....	1,310,431	22,734	3,205	14.10	24.46
1887.....	1,342,829	24,331	3,653	15.01	27.20
1888.....	1,375,227	27,173	3,958	12.44	24.42
1889.....	1,407,625	26,543	3,449	12.99	24.50
1890.....	1,441,017	28,530	3,669	12.96	25.46
1891.....	1,478,784	28,840	3,456	11.98	23.87
1892.....	1,511,653	32,685	3,575	10.94	23.65
1893.....	1,538,799	30,596	3,429	11.21	22.28
1894.....	1,578,373	30,004	3,433	11.44	21.75
1895.....	1,672,942	30,634	3,542	11.56	21.17
1896.....	1,718,543	30,767	3,358	10.92	19.54
1897.....	1,764,144	29,822	3,237	10.85	18.35
1898.....	1,810,008	27,337	3,225	11.79	17.82
1899.....	1,855,872	30,999	3,584	11.56	19.31
1900.....	1,888,669	31,474	3,514	11.17	18.64
1901.....	1,925,781	31,739	3,257	10.26	16.91
1902.....	1,967,393	33,655	3,015	8.96	15.32
1903.....	2,016,797	31,820	3,380	10.62	16.76
1904.....	2,058,909	35,298	3,670	10.40	17.83
1905.....	2,144,143	33,864	3,587	10.59	16.73
1906.....	2,196,238	35,670	3,654	10.24	16.64

* Estimated except for census years.

TABLE 14.—SHOWING MORTALITY RATES FROM ALL CAUSES AND FROM CONSUMPTION ONLY, IN MUNICIPALITIES HAVING 5,000 INHABITANTS OR OVER, FOR THE YEAR ENDING DECEMBER 31, 1906, PER 10,000 POPULATION.

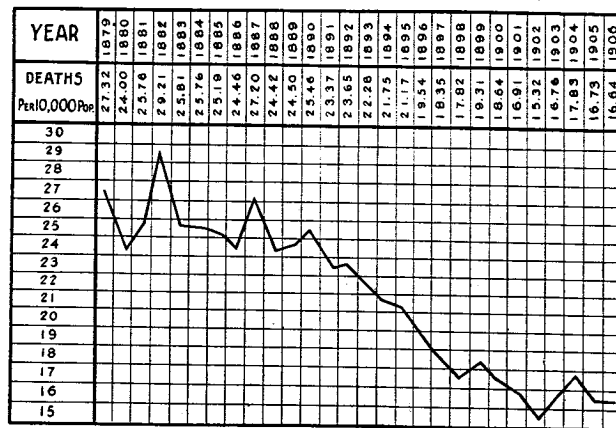
	Deaths from all causes per 10,000 population.	Deaths from consumption per 10,000 population.
Atlantic County.....	163.1	11.18
Atlantic City.....	179.5	11.89
Bergen County.....	129.3	17.12
Englewood.....	170.8	10.90
Hackensack.....	168.9	19.25
Burlington County.....	153.5	10.35
Bordentown.....	171.9	12.28
Burlington.....	178.7	7.35
Camden County.....	172.4	17.13
Camden City.....	184.4	18.03
Gloucester City.....	184.4	13.26
Cape May County.....	129.5	7.13
Cumberland County.....	128.1	12.81
Bridgeton.....	143.1	14.81
Millville.....	136.7	14.86
Essex County.....	175.6	21.88
Bloomfield.....	140.9	15.74
East Orange.....	162.8	9.65
Irvington.....	133.5	17.18
Montclair.....	154.9	16.02
Newark.....	190.8	24.04
Orange.....	232.4	26.80
West Orange.....	106.6	19.83
Gloucester County.....	132.3	12.86
Hudson County.....	186.4	20.64
Hunterdon County.....	171.8	17.89
Harrison.....	173.6	20.85
Hoboken.....	214.6	23.09
Jersey City.....	193.6	22.74
Kearny.....	175.4	14.85
Town of Union.....	165.2	16.12
West Hoboken.....	127.1	12.88
West New York.....	137.2	14.51
Hunterdon County.....	145.2	11.73
Mercer County.....	180.3	18.38
Trenton.....	172.8	17.25
Middlesex County.....	143.9	11.24
New Brunswick.....	177.6	18.52
Perth Amboy.....	128.9	9.44
South Amboy.....	218.9	11.19
Monmouth County.....	137.5	12.57
Long Branch.....	131.5	17.91
Red Bank.....	143.1	26.45
Morris County.....	161.6	13.43
Dover.....	111.9	10.88
Morristown.....	211.0	16.23
Ocean County.....	135.6	13.74
Passaic County.....	183.0	17.00
Passaic City.....	163.9	15.56
Paterson.....	176.6	19.86
Salem County.....	132.0	15.89
Salem City.....	169.0	23.88
Somerset County.....	125.7	10.02
North Plainfield.....	95.9	10.46
Sussex County.....	138.0	11.15
Union County.....	138.2	15.07
Elizabeth.....	176.4	19.30
Plainfield.....	150.3	13.10
Railway.....	125.1	15.92
Summit.....	141.2	16.77
Warren County.....	131.9	10.75
Phillipsburg.....	114.9	8.56

NOTE.—The death-rate in summer resorts is calculated on the basis of the resident population, whereas the actual population is often several times larger, and on account of this floating population and the large number of invalids included in it, the death-rate is not a criterion of health conditions.

TABLE 15.—SHOWING AVERAGE ANNUAL DEATH-RATES FROM ALL CAUSES AND AVERAGE ANNUAL DEATH-RATES FROM CONSUMPTION IN NEW JERSEY FOR TWENTY-EIGHT YEARS, BY COUNTIES, COMPARED WITH DEATH-RATES FROM ALL CAUSES AND DEATH-RATES FROM CONSUMPTION, FOR THE YEAR ENDING DECEMBER 31, 1906, PER 10,000 POPULATION.

COUNTIES.	AVERAGES PER YEAR.			
	Average annual death-rate from all causes per 10,000 population for twenty-eight years.	Average annual death-rate from consumption per 10,000 population for twenty-eight years.	Death-rate per 10,000 population from all causes for year ending Dec. 31, 1906.	Death-rate from consumption per 10,000 population for year ending Dec. 31, 1906.
Atlantic County	173.6	18.10	165.1	11.19
Bergen County	85.2	15.08	129.3	11.12
Burlington County.....	153.7	18.38	153.5	10.35
Camden County.....	191.0	23.09	172.4	17.13
Cape May County.....	143.1	14.88	129.5	7.13
Cumberland County....	67.8	20.16	128.1	12.81
Essex County.....	196.7	27.01	175.6	21.88
Gloucester County.....	146.8	17.88	132.3	12.86
Hudson County.....	220.4	26.50	186.4	20.64
Hunterdon County.....	134.8	14.70	145.2	11.73
Mercer County.....	175.4	23.10	160.3	14.88
Middlesex County.....	164.4	17.68	144.0	11.24
Monmouth County.....	152.4	17.14	137.5	12.57
Morris County.....	94.7	20.62	161.6	13.43
Ocean County.....	145.2	20.83	125.6	13.64
Passaic County.....	190.0	22.78	163.5	17.00
Salem County.....	147.6	19.29	132.0	15.89
Somerset County.....	145.1	16.60	125.6	10.02
Sussex County.....	123.1	15.11	137.2	11.15
Union County.....	131.8	15.53	153.2	15.07
Warren County.....	147.3	15.45	131.9	10.75
The State.....	177.7	21.75	162.4	16.64

CHART SHOWING DEATHS FROM CONSUMPTION IN NEW JERSEY, PER 10,000 POPULATION, FOR THE TWENTY-EIGHT YEARS ENDING DECEMBER 31, 1906.



Pneumonia.—During the past six years the number of deaths certified as having been caused by pneumonia has been as follows: 1901, 3,257; 1902, 3,015; 1903, 3,380; 1904, 3,670; 1905, 2,764; 1906, 3,117, and the average number of deaths during this period per 10,000 inhabitants recorded from this cause has been 3,200.

TABLE 16.—SHOWING DEATHS IN NEW JERSEY FROM PNEUMONIA, WITH AGE AT DEATH, FOR THE YEAR ENDING DECEMBER 31, 1906.

DEATHS FROM PNEUMONIA.	AGE PERIODS.																	Total.		
	Under 1 mo.	Under 1 year.																	Over 90.	Not stated.
		1 to 5.	5 to 10.	10 to 15.	15 to 20.	20 to 25.	25 to 30.	30 to 35.	35 to 40.	40 to 45.	45 to 50.	50 to 55.	55 to 60.	60 to 70.	70 to 80.	80 to 90.				
85	522	559	64	38	51	78	109	125	150	137	111	146	168	347	267	141	19	3,117	

TABLE 17.—SHOWING DEATHS FROM PNEUMONIA IN CITIES OF OVER 5,000 INHABITANTS, IN NEW JERSEY, BY MONTHS, FOR THE FOUR YEARS ENDING DECEMBER 31, 1906, AND DEATH-RATES PER 10,000 INHABITANTS, FOR EACH OF SAID YEARS.

YEARS.	Estimated population of cities of over 5,000 inhabitants.	MONTHS.												Totals.	Death-rate per 10,000 inhabitants.
		Jan.	Feb.	March.	April.	May.	June.	July.	AUG.	Sept.	Oct.	Nov.	Dec.		
1903.....	1,363,464	271	288	261	128	155	67	98	58	75	91	202	278	1,972	14.46
1904.....	1,370,719	401	350	304	315	241	134	42	51	72	108	137	289	2,584	18.85
1905.....	1,429,100	309	271	251	190	178	96	75	73	69	121	199	309	2,041	14.28
1906.....	1,505,142	340	286	341	175	189	86	80	69	89	127	178	285	2,245	14.92
Totals.....		1321	1195	1247	808	763	383	295	251	305	447	766	1061	8,842	

TABLE 18.—SHOWING DEATHS AND DEATH-RATES FROM PNEUMONIA IN NEW JERSEY FOR SIX YEARS, 1901-1906.

YEARS.	Deaths from pneumonia.	Deaths from pneumonia per 10,000 inhabitants.
1901.....	2,539	13.18
1902.....	2,421	12.30
1903.....	2,628	13.03
1904.....	3,486	16.93
1905.....	2,764	12.89
1906.....	3,117	14.19

Deaths Among Children.—The comparatively low death-rate among children under five years of age which prevailed in New Jersey during the preceding eight years was again recorded during the year ending December 31st, 1906, the average number of deaths per 10,000 population for these years (1898-1906) having been 51.62, while the average for the previous nineteen years (1879-1897) was 71.69, thus unmistakably showing the great saving of child life which has occurred in recent years. There appears to be no reason to doubt the correctness of the view heretofore expressed in these reports indicating that the

remarkable decrease in the mortality among young children which has occurred during the past few years has been almost entirely due to the employment of the more cleanly methods which have been introduced concerning the collection, handling, cooling and feeding of milk, and when we consider that thus far only a very small proportion of dairymen and dealers in milk have adopted modern methods for the protection of the milk from contamination, and that quite as small a proportion of mothers and nurses have adhered to the essential requirements for the proper safeguarding and preparation of the milk after it is delivered by the dealer, we may reasonably expect further reductions in infant mortality, and this decrease promises to bear a close relation to the degree of progress and efficiency which may be developed among the local sanitary authorities throughout the State. The medical advisers will continue to insist upon the importance of cleanliness in caring for the milk after it reaches the nursery, but only the well-informed and conscientious sanitary inspector can enforce the measures which are necessary to insure the milk against careless or negligent handling before it reaches the consumer.

TABLE 19.—SHOWING NUMBER OF DEATHS IN NEW JERSEY; DEATHS AMONG CHILDREN UNDER FIVE YEARS OF AGE; DEATHS UNDER FIVE YEARS FROM DIARRHOEAL DISEASES, AND DEATHS UNDER FIVE YEARS PER 10,000 INHABITANTS, FOR THE SIX YEARS ENDING DECEMBER 31, 1906.

DEATHS.	NEW JERSEY.					
	1901.	1902.	1903.	1904.	1905.	1906.
Total deaths.....	31,739	31,319	31,820	33,298	33,564	35,670
Deaths under five years.....	9,549	9,802	9,950	10,913	9,864	11,246
Deaths under five years from diarrhoea.....	1,787	1,857	1,603	2,354	2,290	2,365
Percentage of deaths under five years to total deaths.....	30.09	31.30	31.27	30.92	29.13	31.53
Deaths under five years per 10,000 population.....	49.59	49.81	44.34	53.00	46.00	51.21

TABLE 20.—SHOWING DEATHS AMONG CHILDREN UNDER FIVE YEARS OF AGE IN NEW JERSEY PER 10,000 POPULATION, FOR TWENTY-EIGHT YEARS.

YEARS.	Deaths under 1 year per 10,000 population.	Deaths from 1 to 5 years per 10,000 population.	YEARS.	Deaths under 1 year per 10,000 population.	Deaths from 1 to 5 years per 10,000 population.
1879.....	45.58	33.97	1893.....	49.22	24.26
1880.....	40.38	25.12	1894.....	49.75	22.97
1881.....	39.90	25.75	1895.....	45.67	21.79
1882.....	49.88	38.48	1896.....	43.99	24.43
1883.....	44.48	28.22	1897.....	40.16	20.00
1884.....	41.04	22.82	1898.....	35.91	15.83
1885.....	44.69	26.67	1899.....	38.22	17.04
1886.....	41.31	23.83	1900.....	37.05	18.44
1887.....	43.56	25.29	1901.....	36.11	13.48
1888.....	47.51	28.90	1902.....	36.18	13.63
1889.....	48.61	24.95	1903.....	37.08	15.38
1890.....	49.38	25.38	1904.....	36.18	16.82
1891.....	46.90	25.36	1905.....	32.42	13.59
1892.....	52.74	29.08	1906.....	35.39	15.81

TABLE 21.—SHOWING DEATHS IN NEW JERSEY FROM DIARRHOEAL DISEASES OF CHILDREN, WITH AGES AT DEATH, COMPARED WITH DEATHS FROM ALL CAUSES AMONG CHILDREN UNDER FIVE YEARS OF AGE, FOR YEAR ENDING DECEMBER 31, 1906.

AGE PERIODS.	Deaths from diarrhoeal diseases.	Deaths from all causes among children under five years of age.
Under one month.....	176	2,545
Over one month and under one year.....	1,740	5,228
One to five.....	449	3,473
Total.....	2,365	11,246

TABLE 22.—SHOWING TOTAL DEATHS, DEATHS UNDER FIVE YEARS, PERCENTAGE OF DEATHS UNDER FIVE YEARS TO TOTAL DEATHS, AND DEATHS UNDER FIVE YEARS PER 10,000 INHABITANTS, FOR THE CITIES OF NEW JERSEY HAVING OVER 5,000 POPULATION, FOR THE SIX YEARS ENDING DECEMBER 31, 1906.

NAME OF PLACE.	1901.				1902.				1903.			
	Total deaths.	Deaths under five years.	Percentage of deaths under five years to total deaths.	Deaths under five years per 10,000 population.	Total deaths.	Deaths under five years.	Percentage of deaths under five years to total deaths.	Deaths under five years per 10,000 population.	Total deaths.	Deaths under five years.	Percentage of deaths under five years to total deaths.	Deaths under five years per 10,000 population.
Atlantic City.....	549	148	26.96	49.76	515	161	31.26	50.88	510	180	25.49	39.07
Bayonne.....	578	239	41.31	73.38	580	246	42.41	64.96	679	270	39.76	73.31
Bloomfield.....	145	31	21.38	31.05	189	52	27.41	50.50	119	36	30.25	33.92
Bridgeton.....	187	33	17.65	23.51	195	46	23.59	32.45	202	40	19.80	27.29
Burlington.....	146	42	28.77	56.82	155	43	27.74	56.17	166	47	28.31	68.58
Camden.....	1,377	523	37.98	66.68	1,368	445	32.53	54.99	1,281	448	34.97	56.13
Dover.....	96	31	31.68	50.65	97	33	34.03	52.35	90	31	34.37	47.73
East Orange.....	216	57	26.39	25.65	251	55	21.91	28.98	238	57	24.46	27.78
Elizabeth.....	966	320	34.52	61.38	886	320	38.99	58.73	931	316	33.83	55.99
Englewood.....	101	27	26.73	42.08	105	26	24.76	39.51	107	22	20.56	32.62
Gloucester City.....	158	39	24.68	56.01	149	49	32.89	69.14	129	41	31.78	56.87
Hackensack.....	173	38	21.97	38.48	189	37	30.15	55.30	176	48	27.27	44.70
Harrison.....	229	81	35.37	75.18	212	81	38.21	73.86	210	76	36.28	67.41
Hoboken.....	1,128	361	32.00	59.75	1,156	406	35.12	66.04	1,140	349	30.61	54.46
Irvington.....	52	19	36.54	33.75	88	26	29.55	43.32	82	17	20.73	26.67
Jersey City.....	4,088	1,426	35.31	67.53	4,026	1,443	35.84	66.83	4,130	1,325	32.08	60.37
Kearny.....	208	55	27.05	50.82	193	55	29.56	49.73	213	43	20.19	35.70
Long Branch.....	221	59	26.70	64.27	204	51	25.00	38.78	198	42	21.21	38.88
Millville.....	135	40	29.61	37.71	173	58	33.53	54.57	152	49	32.24	45.55
Montclair.....	248	99	40.74	68.73	215	110	51.16	74.09	271	127	46.86	51.65
Morrisstown.....	212	39	18.40	33.03	194	57	29.38	45.47	199	69	34.51	56.96
Newark.....	4,826	1,513	31.35	60.01	4,831	1,516	31.28	58.72	4,901	1,386	28.27	52.62
New Brunswick.....	364	87	23.90	43.45	401	111	27.68	55.38	397	125	31.49	61.20
North Plainfield.....	64	13	20.31	25.19	66	22	33.33	13.69	72	10	13.89	18.29
Orange.....	436	136	31.22	55.71	500	183	36.60	74.15	525	183	35.23	51.69
Passaic City.....	542	297	54.80	99.82	563	311	67.17	98.01	630	333	51.23	102.61
Paterson.....	1,871	627	33.51	58.74	1,773	634	35.76	58.54	1,730	505	29.19	44.60
Perth Amboy.....	308	133	43.68	82.11	290	162	55.86	82.79	256	119	46.48	59.04
Phillipsburg.....	152	35	23.03	34.16	157	36	22.93	34.48	161	45	27.95	37.58
Plainfield.....	257	88	34.25	63.90	256	89	34.77	63.59	263	76	28.90	45.79
Rahway.....	118	20	16.97	25.20	139	33	23.91	41.59	123	29	23.58	36.02
Red Bank.....	91	31	34.07	56.00	71	24	33.80	42.52	72	15	20.83	26.08
Salem City.....	182	21	11.53	36.14	93	23	24.73	39.58	100	21	21.00	36.14
South Amboy.....	86	38	44.19	68.42	84	41	48.81	72.63	110	36	32.73	61.61
Summit.....	80	29	36.25	53.00	67	23	34.33	40.48	83	13	15.66	22.36
Town of Union.....	275	95	34.10	55.88	261	89	34.10	55.88	267	75	28.20	45.82
Trenton.....	1,234	340	27.53	45.05	1,334	409	30.66	52.69	1,405	359	25.55	46.77
West Hoboken.....	327	146	44.54	60.86	324	118	36.57	47.18	361	96	26.57	36.18
West New York.....	77	29	37.66	54.71	79	35	44.30	63.80	65	21	32.31	38.71
West Orange.....	94	21	22.34	29.59	75	20	26.67	27.39	79	15	18.99	19.97

TABLE 22.—SHOWING TOTAL DEATHS, DEATHS UNDER FIVE YEARS, PERCENTAGE OF DEATHS UNDER FIVE YEARS TO TOTAL DEATHS, AND DEATHS UNDER FIVE YEARS PER 10,000 INHABITANTS, FOR THE CITIES OF NEW JERSEY HAVING OVER 5,000 POPULATION, FOR THE SIX YEARS ENDING DECEMBER 31, 1906—(Continued).

NAME OF PLACE.	1904.				1905.				1906.			
	Total deaths.	Deaths under five years.	Percentage of deaths under five years to total deaths.	Deaths under five years per 10,000 population.	Total deaths.	Deaths under five years.	Percentage of deaths under five years to total deaths.	Deaths under five years per 10,000 population.	Total deaths.	Deaths under five years.	Percentage of deaths under five years to total deaths.	Deaths under five years per 10,000 population.
Atlantic City.....	529	123	23.06	34.42	630	160	25.40	42.56	710	170	23.94	42.99
Bayonne.....	714	357	50.00	82.99	666	257	38.59	67.91	759	360	47.43	81.50
Bloomfield.....	160	61	38.13	53.82	133	42	31.58	36.90	170	51	30.00	42.26
Bridgeton.....	240	51	21.25	35.39	192	45	23.44	33.03	195	44	22.56	32.80
Burlington.....	165	39	23.64	52.76	134	35	26.12	43.54	146	43	29.45	52.65
Camden.....	1,547	539	34.84	66.61	1,347	412	30.59	49.42	1,565	566	36.17	66.71
Dover.....	94	23	24.47	34.48	99	30	30.30	47.22	72	29	40.27	45.06
East Orange.....	295	72	24.41	29.54	270	59	21.85	28.44	269	65	24.16	35.09
Elizabeth.....	1,100	397	36.09	67.56	946	315	33.30	48.59	1,097	398	36.28	64.00
Englewood.....	130	34	26.15	49.21	118	27	22.88	34.98	141	39	27.66	47.24
Gloucester City.....	127	44	34.65	60.01	143	56	39.16	69.52	153	56	36.60	67.49
Hackensack.....	154	34	22.08	30.43	194	49	25.26	44.15	193	61	31.61	53.37
Harrison.....	196	67	34.18	59.10	242	100	41.32	77.98	233	95	40.77	71.60
Hoboken.....	1,420	456	32.11	71.71	1,382	334	27.79	58.65	1,431	410	28.65	65.98
Irvinton.....	72	20	27.77	29.63	90	26	28.89	36.21	101	22	21.78	29.08
Jersey City.....	4,699	1,462	31.11	64.86	4,394	1,426	32.45	61.28	4,807	1,588	32.83	64.03
Kearny.....	266	66	24.81	58.81	234	58	24.79	42.64	248	69	27.82	48.79
Long Branch.....	226	53	23.45	52.45	262	59	22.52	48.43	233	48	20.60	37.37
Millville.....	179	39	21.79	35.27	163	60	36.51	50.49	166	61	36.75	50.23
Montclair.....	131	50	38.17	60.36	116	39	33.62	54.91	91	34	37.37	50.23
Morrisstown.....	227	59	25.99	48.97	248	86	34.68	70.81	290	84	28.97	68.17
Newark.....	5,301	1,679	31.67	62.12	4,943	1,320	26.70	46.60	5,547	1,840	33.17	68.29
New Brunswick.....	445	163	36.63	81.17	484	144	29.77	62.25	422	164	38.86	69.63
North Plainfield.....	63	13	20.63	35.47	67	14	20.90	37.35	55	13	23.64	25.66
Orange.....	551	143	25.95	64.63	534	172	32.21	65.90	530	166	31.32	62.66
Passaic City.....	661	371	56.13	103.96	691	373	53.98	98.56	638	317	49.55	79.55
Paterson.....	1,988	647	32.59	68.06	1,841	590	32.05	68.31	1,992	681	34.18	60.37
Perth Amboy.....	294	125	42.52	61.17	316	156	49.37	60.24	355	190	53.52	69.01
Phillipsburg.....	168	47	27.98	43.41	134	40	29.85	29.06	161	53	32.92	38.06
Plainfield.....	283	75	26.61	44.75	289	67	23.16	36.28	304	85	27.96	44.53
Rahway.....	111	14	12.61	17.64	118	18	15.23	20.81	110	15	13.64	17.06
Red Bank.....	93	29	31.18	49.49	100	20	20.00	31.93	92	30	32.61	46.86
Salem City.....	118	27	22.88	46.61	124	27	21.77	34.82	111	25	22.52	31.11
South Amboy.....	112	45	40.18	64.53	125	42	33.60	67.11	137	49	35.77	78.30
Summit.....	78	17	21.79	28.41	84	23	27.47	33.60	101	19	18.81	26.56
Town of Union.....	1,262	91	30.74	54.60	1,220	81	36.82	47.63	1,287	87	30.81	50.09
Trenton.....	1,482	411	27.41	61.38	1,484	448	30.10	53.22	1,493	467	31.28	54.03
West Hoboken.....	890	154	17.19	37.18	418	134	32.06	46.08	853	134	15.81	44.25
West New York.....	92	42	45.65	79.74	111	50	45.05	69.48	104	40	38.46	52.76
West Orange.....	85	29	34.12	37.58	107	26	24.30	33.03	86	22	25.58	27.26

TABLE 23.—SHOWING DEATHS IN CERTAIN CITIES OF NEW JERSEY, ALSO DEATHS AMONG CHILDREN UNDER FIVE YEARS OF AGE; DEATHS UNDER FIVE YEARS FROM DIARRHOEA, AND DEATHS UNDER FIVE YEARS PER 10,000 INHABITANTS.

DEATHS.	NEWARK.						JERSEY CITY.					
	1901.	1902.	1903.	1904.	1905.	1906.	1901.	1902.	1903.	1904.	1905.	1906.
Total deaths.....	4826	4831	4901	5301	4943	5547	4088	4028	4130	4699	4394	4607
Deaths under five years.....	1513	1516	1386	1679	1330	1940	1426	1443	1335	1462	1426	1538
Deaths under five years from diarrhoea.....	431	216	199	324	325	330	213	270	242	315	315	354
Percentage of deaths under five years to total deaths.....	32.27	31.38	28.28	31.57	26.70	33.17	35.31	35.81	32.08	32.14	32.45	33.38
Deaths under five years per 10,000 population.....	59.06	58.72	52.22	62.12	46.60	63.29	67.53	66.78	60.37	64.85	61.28	64.63

DEATHS.	PATERSON.						CAMDEN.					
	1901.	1902.	1903.	1904.	1905.	1906.	1901.	1902.	1903.	1904.	1905.	1906.
Total deaths.....	1871	1773	1730	1988	1841	1992	1377	1368	1381	1547	1347	1565
Deaths under five years.....	627	634	505	647	550	681	323	445	448	539	417	566
Deaths under five years from diarrhoea.....	246	112	91	152	144	130	155	58	68	102	83	89
Percentage of deaths under five years to total deaths.....	35.08	36.00	29.11	30.73	29.88	34.18	38.13	31.87	34.97	28.70	30.59	36.17
Deaths under five years per 10,000 population.....	69.36	59.00	44.60	58.06	49.31	60.37	66.56	55.60	56.13	62.74	49.42	66.71

DEATHS.	HOBOKEN.						TRENTON.					
	1901.	1902.	1903.	1904.	1905.	1906.	1901.	1902.	1903.	1904.	1905.	1906.
Total deaths.....	1128	1156	1140	1420	1382	1431	1284	1334	1405	1482	1484	1493
Deaths under five years.....	361	406	349	456	384	440	340	409	359	421	458	467
Deaths under five years from diarrhoea.....	125	51	55	76	70	81	73	92	85	69	99	108
Percentage of deaths under five years to total deaths.....	32.22	34.86	30.61	31.14	27.79	30.75	27.55	30.66	25.55	28.41	30.58	31.28
Deaths under five years per 10,000 population.....	62.07	65.55	55.14	71.71	58.65	65.98	45.05	52.69	46.77	51.38	58.22	54.08

TABLE 24.—SHOWING DEATHS IN NEW JERSEY UNDER FIVE YEARS OF AGE PER 10,000 POPULATION FOR TWENTY-EIGHT YEARS, TOGETHER WITH AVERAGES FOR THE NINETEEN YEARS, 1879-1897, AND ALSO AVERAGES FOR THE NINE YEARS, 1898-1906.

YEARS.	Deaths under five years per 10,000 population.	YEARS.	Deaths under five years per 10,000 population.
1879.....	75.55	1898.....	51.74
1880.....	65.90	1899.....	53.26
1881.....	65.65	1900.....	55.49
1882.....	88.36	1901.....	49.59
1883.....	72.70	1902.....	49.81
1884.....	63.86	1903.....	52.46
1885.....	71.36	1904.....	53.00
1886.....	65.14	1905.....	46.01
1887.....	68.85	1906.....	51.21
1888.....	79.41		
1889.....	73.56		
1890.....	74.74		
1891.....	72.26		
1892.....	81.82		
1893.....	73.48		
1894.....	72.72		
1895.....	67.46		
1896.....	68.42		
1897.....	60.16		
Average death-rate for nineteen years ending 1897.....	71.69	Average death-rate for nine years ending 1906.....	51.62

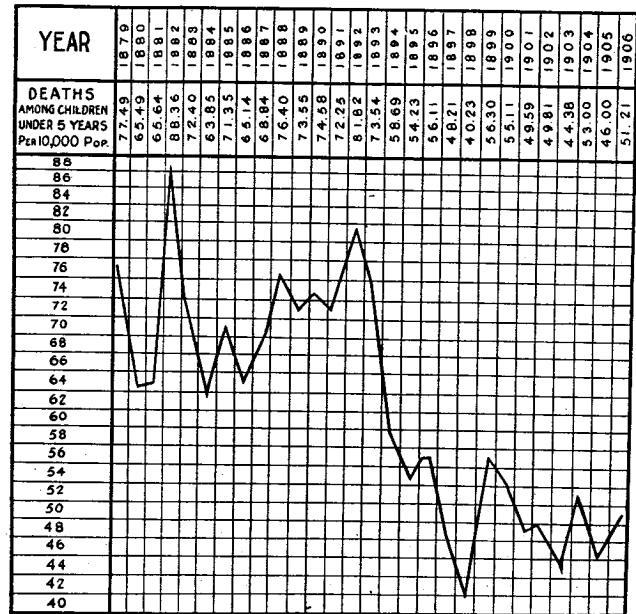
TABLE 25.—SHOWING PERCENTAGE OF DEATHS UNDER FIVE YEARS TO TOTAL DEATHS, AND DEATHS UNDER FIVE YEARS PER 10,000 INHABITANTS, FOR THE CITIES OF NEW JERSEY HAVING OVER 5,000 POPULATION, FOR THE YEAR ENDING DECEMBER 31, 1906.

NAMES OF CITIES.	Percentage of deaths under 5 years to total deaths.	Deaths under 5 years per 10,000 inhabitants.
Asbury Park.....	29.77	40.60
Atlantic City.....	23.94	42.99
Englewood.....	27.66	47.24
Garfield.....	67.10	94.26
Hackensack.....	31.61	53.37
Bordentown.....	17.14	29.46
Burlington.....	29.45	52.85
Camden.....	36.17	66.71
Gloucester.....	36.60	67.49
Bridgeton.....	22.56	32.30
Millville.....	36.75	50.23
Bloomfield.....	30.00	42.26
East Orange.....	24.16	25.09
Irvington.....	21.73	29.08
Montclair.....	34.87	54.00
Newark.....	33.17	63.29
Orange.....	30.79	62.66
West Orange.....	25.58	27.26
Bayonne.....	47.43	81.50
Harrison.....	40.77	71.60
Hoboken.....	30.75	65.98
Jersey City.....	33.38	64.63
Kearny.....	27.82	48.79
Town of Union.....	30.31	50.09
West Hoboken.....	34.81	44.25
West New York.....	38.46	52.76
Lambertville.....	35.00	54.98
Princeton.....	32.95	44.92
Trenton.....	31.23	54.08
New Brunswick.....	38.86	69.03
Perth Amboy.....	53.52	69.01
South Amboy.....	35.77	78.30
Long Branch.....	20.69	37.37
Red Bank.....	32.61	46.66
Dover.....	40.27	45.06
Morristown.....	32.18	68.17
Passaic.....	48.55	79.55
Paterson.....	34.18	60.37
Salem.....	22.52	38.06
North Plainfield.....	27.36	22.66
Elizabeth.....	36.28	64.00
Plainfield.....	27.96	44.53
Rahway.....	13.64	17.06
Summit.....	18.81	26.56
Westfield.....	34.61	33.01
Phillipsburg.....	34.16	48.34

TABLE 26.—SHOWING NUMBER OF DEATHS IN NEW JERSEY AMONG CHILDREN UNDER FIVE YEARS OF AGE IN MANUFACTURING DISTRICTS, AND ALSO IN COUNTIES OUTSIDE OF THE LARGER TOWNS, WITH COMPARATIVE MORTALITY.

NAMES OF MANUFACTURING TOWNS.	Estimated population.	Number of deaths occurring in children under five years of age.	Number of deaths of children under five years of age for each 1,000 of population.	Estimated population of counties outside of larger cities.	Number of deaths of children under five years of age in counties outside of larger cities.	Number of deaths of children under five years of age for each 1,000 of population in counties outside of larger cities.
Bayonne (Hud. Co.).....	44,170	360	8.15	31,193	171	5.48
Beverly (Bur. Co.).....	2,220	21	9.05	50,562	198	3.92
Boonton (Mor. Co.).....	3,942	14	3.55	49,732	171	3.44
Bordentown (Bur. Co.).....	4,073	12	2.95	50,562	198	3.92
Bound Brook (Som. Co.).....	3,542	23	6.49	31,197	103	3.30
Bridgeton (Cumb. Co.).....	13,024	44	3.23	26,325	71	2.68
Burlington (Bur. Co.).....	8,167	43	5.27	50,562	198	3.92
Camden (Cam. Co.).....	84,849	566	6.57	31,190	104	3.33
Carlstadt (Ber. Co.).....	3,205	11	3.43	79,220	343	4.20
Elizabeth (U. Co.).....	62,135	398	6.40	18,112	79	4.36
Garfield (Ber. Co.).....	8,410	31	3.69	79,220	343	4.20
Gloucester City (Cam. Co.).....	8,298	56	6.75	31,190	104	3.33
Hoboken (Hud. Co.).....	66,689	440	6.60	31,193	171	5.48
Jersey City (Hud. Co.).....	237,952	1,538	6.46	31,193	171	5.48
Lambertville (Hunt. Co.).....	5,092	25	5.50	28,166	82	2.91
Lodi (Ber. Co.).....	2,968	14	4.72	79,220	343	4.20
Millburn (E. Co.).....	3,251	9	2.77	32,414	100	3.09
Milltown (Mdx. Co.).....	1,340	2	1.49	42,941	182	4.24
Millville (Cumb. Co.).....	12,144	61	5.03	26,325	71	2.68
Newark (E. Co.).....	290,733	1,810	6.23	32,414	100	3.09
New Brunswick (Mdx. Co.).....	23,758	164	6.90	42,941	182	4.24
Orange (E. Co.).....	26,498	166	6.27	32,414	100	3.09
Passaic City (Pas. Co.).....	39,849	317	7.96	27,339	119	4.35
Paterson (Pas. Co.).....	112,301	682	6.05	27,339	119	4.35
Perth Amboy (Mdx. Co.).....	27,534	192	6.97	42,941	182	4.24
Phillipsburg (W. Co.).....	14,012	55	3.93	26,915	76	2.82
Plainfield (U. Co.).....	19,088	83	4.35	18,112	79	4.36
Rahway (U. Co.).....	8,732	14	1.59	18,112	79	4.36
Raritan (Som. Co.).....	4,096	27	6.59	31,177	103	3.30
Riverton Bor. (Bur. Co.).....	1,662	5	3.12	50,562	198	3.92
Salem City (Salem Co.).....	6,569	25	3.25	19,869	56	2.82
South River (Mdx. Co.).....	8,744	36	4.12	42,941	182	4.24
Town of Union (Hud. Co.).....	17,369	87	5.01	31,193	171	5.48
Trenton (Mer. Co.).....	86,355	458	5.30	20,786	80	3.86
Vineland (Cumb. Co.).....	4,638	28	5.61	26,325	71	2.68
Wharton (Mor. Co.).....	2,328	16	6.87	49,732	171	3.44

CHART SHOWING DEATHS IN NEW JERSEY AMONG CHILDREN UNDER FIVE YEARS OF AGE, PER 10,000 POPULATION, FOR TWENTY-EIGHT YEARS.

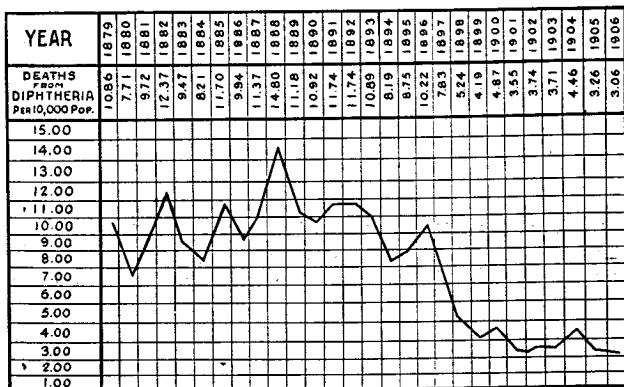


Diphtheria.—The mortality from diphtheria has continued to be low during the past year, the deaths numbering 673, this being the smallest number recorded for any year since the establishment of this bureau (1878). The striking decrease in deaths due to this cause which occurred in 1898 has been maintained during the past nine years, the average deaths from that period having been 784.22 per annum, while for the previous nineteen years the average number of deaths from this disease was 1430.21.

TABLE 27.—SHOWING DEATHS IN NEW JERSEY FROM DIPHTHERIA, WITH AGES OF DECEDENTS, FOR YEAR ENDING DECEMBER 31, 1906.

AGE PERIODS.	Deaths from diphtheria.	AGE PERIODS.	Deaths from diphtheria.	AGE PERIODS.	Deaths from diphtheria.
Under 1 month.....	5	25 to 30.....	4	60 to 70.....
Under 1 year.....	57	30 to 35.....	3	70 to 80.....
1 to 5.....	363	35 to 40.....	2	80 to 90.....	1
5 to 10.....	176	40 to 45.....	Over 90.....
10 to 15.....	47	45 to 50.....	1	Not stated.....
15 to 20.....	6	50 to 55.....	Total.....	673
20 to 25.....	8	55 to 60.....		

CHART SHOWING DEATHS FROM DIPHTHERIA, PER 10,000 POPULATION, IN NEW JERSEY, FOR THE TWENTY-EIGHT YEARS ENDING DECEMBER 31, 1906.



Typhoid Fever.—The deaths from typhoid fever in New Jersey during the year ending December 31st, 1906, numbered 408, or 1.86 per 10,000 inhabitants. In built-up districts the rate was slightly higher (1.93), and in rural localities it was slightly lower (1.69). These figures vary but little from the records of the last six years, and show, when compared with the deaths caused by typhoid fever during the preceding twenty-one years (1879-1899) a very great reduction in the mortality from this cause. Compared

with the deaths from typhoid fever in the entire registration area of the United States, the number of deaths from this cause in New Jersey per 10,000 inhabitants is shown in the following table:

TABLE 28.—SHOWING COMPARATIVE DEATH-RATES FROM TYPHOID FEVER, PER 10,000 INHABITANTS, IN THE REGISTRATION AREA OF THE UNITED STATES AND IN NEW JERSEY, FOR THE FIVE YEARS ENDING DECEMBER 31, 1905.

	DEATHS FROM TYPHOID FEVER, PER 10,000 INHABITANTS.					
	Annual average, 1901-1905.	1901.	1902.	1903.	1904.	1905.
Registration area of United States.....	3.37	3.24	3.44	3.43	3.19	2.81
New Jersey.....	1.91	1.93	2.17	1.92	1.87	1.65

Reference to table 33 shows that in the larger towns the number of deaths from typhoid fever is not excessive except in cases where the water-supply is known to be polluted or of doubtful purity. Periodical inspections of the water-sheds of all of the surface sources of public water-supplies in the State are regularly made, and the results of laboratory examinations of the water supplied for public uses are furnished to the local authorities.

TABLE 29.—SHOWING DEATHS PER 10,000 POPULATION FROM TYPHOID FEVER IN NEW JERSEY FOR TWENTY-EIGHT YEARS.

YEAR.	Population.*	Number of deaths from typhoid fever.	Deaths from typhoid fever, per 10,000 inhabitants.	YEAR.	Population.*	Number of deaths from typhoid fever.	Deaths from typhoid fever, per 10,000 inhabitants.
1879.....	1,020,584	324	3.17	1896.....	1,538,799	506	3.28
1880.....	1,130,892	373	3.29	1894.....	1,578,373	485	3.07
1881.....	1,160,275	374	4.94	1895.....	1,672,942	568	3.39
1882.....	1,189,658	884	7.43	1896.....	1,718,543	577	3.35
1883.....	1,209,048	564	4.66	1897.....	1,764,141	476	2.70
1884.....	1,248,224	640	5.12	1898.....	1,810,006	450	2.48
1885.....	1,275,033	649	5.02	1899.....	1,855,872	486	2.62
1886.....	1,310,431	545	4.15	1900.....	1,898,669	356	1.87
1887.....	1,342,829	522	3.88	1901.....	1,925,781	332	1.71
1888.....	1,375,227	620	4.50	1902.....	1,967,893	428	2.17
1889.....	1,407,625	724	5.14	1903.....	2,016,797	388	1.92
1890.....	1,441,017	782	5.42	1904.....	2,056,909	384	1.87
1891.....	1,478,784	695	4.69	1905.....	2,144,143	360	1.68
1892.....	1,511,653	628	4.15	1906.....	2,196,238	408	1.86

* Population estimated except for census years.

TABLE 30.—SHOWING DEATHS FROM TYPHOID FEVER IN NEW JERSEY, PER 10,000 POPULATION, BY COUNTIES, FOR THE SIX YEARS ENDING DECEMBER 31, 1906, WITH AVERAGES FOR SIX YEARS.

COUNTIES.	YEARS.						Averages for six years.
	1901.	1902.	1903.	1904.	1905.	1906.	
Atlantic County.....	2.67	2.74	2.81	1.97	2.01	1.60	2.30
Bergen County.....	.99	1.08	1.16	1.24	1.10	1.15	1.12
Burlington County.....	2.58	2.23	3.61	2.89	2.58	3.18	2.86
Camden County.....	2.11	2.44	1.07	2.46	1.81	2.98	2.15
Cape May County.....	2.28	.60	.75	1.73	1.65	1.17
Cumberland County.....	1.94	2.32	.96	2.29	2.88	1.15	1.73
Essex County.....	1.93	2.12	2.04	1.41	1.33	1.79	1.78
Gloucester County.....	2.81	2.17	2.16	1.54	1.16	3.14	2.16
Hudson County.....	1.74	1.86	1.66	1.99	2.66	1.71	2.10
Hunterdon County.....	1.45	2.03	1.74	1.45	.90	1.80	1.56
Mercer County.....	1.75	6.04	5.14	3.87	2.35	3.26	3.74
Middlesex County.....	1.47	1.95	1.05	2.63	1.55	.70	1.66
Monmouth County.....	1.92	2.36	1.63	1.95	2.62	2.47	2.16
Morris County.....	1.06	1.21	1.75	1.00	2.21	1.75	1.50
Ocean County.....	1.00	2.98	.49	2.43	3.35	.95	2.02
Passaic County.....	2.19	2.50	2.02	.75	1.14	1.33	1.66
Salem County.....	1.96	1.96	3.53	2.28	3.03	2.13
Somerset County.....	.60	.59	1.16	.86	2.48	1.35	1.34
Sussex County.....	.41	2.51	.80	1.97	.43	1.71	1.31
Union County.....	2.64	2.57	2.32	1.99	1.37	1.66	2.09
Warren County.....	1.85	4.74	1.05	2.35	1.73	1.95	2.28
The State.....	1.83	2.17	1.92	1.87	1.68	1.86	1.89

TABLE 31.—SHOWING DEATHS FROM TYPHOID FEVER IN NEW JERSEY, FOR YEAR ENDING DECEMBER 31, 1906 AND SHOWING ALSO THE NUMBER OF DEATHS FROM THIS DISEASE IN URBAN AND RURAL DISTRICTS, TOGETHER WITH POPULATION AND DEATHS PER 10,000 INHABITANTS

	Aggregate population.	Deaths from typhoid fever.	Deaths from typhoid fever per 10,000 population.
State.....	2,196,238	408	1.86
Cities.....	1,505,142	291	1.93
Rural Districts.....	691,096	117	1.69

TABLE 32.—DEATHS FROM TYPHOID FEVER IN NEW JERSEY, BY AGE PERIODS, FOR SIX YEARS.

YEARS.	AGE PERIODS.											Totals.
	Under 1 year.	1 to 10.	10 to 20.	20 to 30.	30 to 40.	40 to 50.	50 to 60.	60 to 70.	70 to 80.	Over 80.	Not stated.	
1901.....	2	35	57	107	74	36	17	13	9	1	1	352
1902.....	1	25	72	124	92	33	18	8	1	1	1	428
1903.....	3	26	77	108	88	49	19	17	288
1904.....	2	24	77	108	83	31	35	16	5	3	384
1905.....	3	33	73	86	65	49	28	16	6	1	360
1906.....	1	34	85	110	67	59	28	11	10	3	408
Totals.....	12	177	441	643	469	277	160	91	38	9	3	2,320

TABLE 33.—SANITARY DISTRICTS IN NEW JERSEY IN WHICH DEATHS FROM TYPHOID FEVER OCCURRED DURING THE YEAR ENDING DECEMBER 31, 1906, WITH POPULATION, NUMBER OF DEATHS, SOURCE OF WATER-SUPPLY AND NATURE OF DRAINAGE.

NAME OF SANITARY DISTRICT.	Population, census 1905.	Number of deaths from typhoid fever.	Water-supply.	Drainage.
Alexandria township.....	1,007	1	Domestic	No sewers.
Alloway township.....	1,562	1	"	"
Asbury Park.....	4,526	3	Public	Sewers.
Atlantic City.....	37,693	7	"	"
Bayonne.....	42,262	3	"	"
Belleville.....	7,632	1	"	No sewers.
Belmar borough.....	1,089	1	"	Sewers.
Belvidere.....	1,869	1	"	"
Bethlehem township.....	1,594	1	Domestic	No sewers.
Beverly City.....	2,253	1	Public	Sewers.
Blainstown township.....	1,537	1	Domestic	No sewers.
Bloomfield.....	11,668	8	Public	Sewers.
Bordentown.....	4,073	2	"	"
Bound Brook borough.....	3,389	1	"	"
Bridgeton.....	13,624	1	"	"
Buena Vista township.....	2,624	1	Domestic	No sewers.
Burlington City.....	8,038	3	Public	Sewers.
Camden City.....	88,363	16	"	"
Carlstadt borough.....	3,100	1	Domestic	No sewers.
Centre township.....	2,651	1	"	"
Chester township (Burlington).....	4,849	1	"	"
Chester township (Morris).....	1,378	1	"	"
Chesterfield township.....	1,141	2	"	"
Clayton borough.....	1,864	4	Public	"
Commercial township.....	2,676	2	Domestic	"
Delran township.....	1,340	2	"	"
Eagleswood township.....	534	1	"	"
East Amwell township.....	1,256	1	"	"
East Orange.....	25,175	5	Public	"
Elizabeth.....	60,509	11	"	Sewers.
Englewood.....	7,922	3	"	"
Farmingdale borough.....	399	2	Domestic	No sewers.
Franklin township (Gloucester).....	2,137	1	"	"
Frelinghuysen township.....	728	1	"	"
Garfield borough.....	5,092	2	"	"
Glassboro township.....	2,607	3	"	"
Gloucester City.....	8,055	10	Public	Sewers.
Gloucester township.....	2,300	3	Domestic	No sewers.
Greenwich township.....	854	2	"	"
Hackensack.....	2,098	2	Public	Sewers.
Hackettstown.....	2,594	1	"	"
Haddon township.....	1,009	1	Domestic	No sewers.
Haddon Heights borough.....	654	1	"	"
Hamilton township (Mercer).....	5,150	2	"	"
Hammonton township.....	4,334	1	"	"

TABLE 33.—SANITARY DISTRICTS IN NEW JERSEY IN WHICH DEATHS FROM TYPHOID FEVER OCCURRED DURING THE YEAR ENDING DECEMBER 31, 1906, WITH POPULATION, NUMBER OF DEATHS, SOURCE OF WATER-SUPPLY AND NATURE OF DRAINAGE—(Continued).

NAME OF SANITARY DISTRICT.	Population census 1905.	Number of deaths from typhoid fever.	Water-supply.	Drainage.
Hanover township.....	5,294	1	Domestic.....	No sewers.
Hardyston township.....	3,434	3	" " " " " "	" " " " " "
Harmony township.....	1,086	1	" " " " " "	" " " " " "
Hoboken.....	65,468	11	Public.....	Sewers.
Holmdel township.....	1,221	1	Domestic.....	No sewers.
Jefferson township.....	1,259	1	" " " " " "	" " " " " "
Jersey City.....	232,699	51	Public.....	Sewers.
Kearny.....	13,601	2	" " " " " "	" " " " " "
Knowlton township.....	1,222	1	Domestic.....	No sewers.
Lakewood.....	4,265	1	Public.....	Sewers.
Landis township.....	5,851	1	Domestic.....	No sewers.
Lebanon township.....	1,983	1	" " " " " "	" " " " " "
Linwood borough.....	408	1	" " " " " "	" " " " " "
Little Falls township.....	8,073	1	" " " " " "	" " " " " "
Lodi borough.....	2,793	1	" " " " " "	" " " " " "
Long Branch.....	12,183	7	Public.....	Sewers.
Lopatcong township.....	695	1	Domestic.....	No sewers.
Madison borough.....	4,115	1	Public.....	" " " " " "
Matawan township.....	1,385	1	Domestic.....	" " " " " "
Medford township.....	2,030	1	" " " " " "	" " " " " "
Merchantville borough.....	1,622	2	Public.....	Sewers.
Middle township.....	2,884	2	Domestic.....	No sewers.
Middletown township.....	5,600	1	" " " " " "	" " " " " "
Millstone township.....	156	1	" " " " " "	" " " " " "
Millville.....	11,884	2	Public.....	Sewers.
Monclair.....	16,570	2	" " " " " "	" " " " " "
Montgomery township.....	1,944	1	Domestic.....	No sewers.
Morristown.....	12,146	7	Public.....	" " " " " "
Neptune township.....	9,357	1	Domestic.....	" " " " " "
Newark.....	283,289	53	Public.....	Sewers.
New Brunswick.....	23,183	2	" " " " " "	" " " " " "
Newton township.....	4,422	1	Domestic.....	No sewers.
Northampton township.....	5,509	7	" " " " " "	" " " " " "
North Bergen township.....	11,134	1	Public.....	" " " " " "
Orange City.....	1,835	1	" " " " " "	" " " " " "
Oldmans township.....	1,374	3	Domestic.....	No sewers.
Orange.....	26,101	8	Public.....	Sewers.
Oxford township.....	2,964	1	Domestic.....	No sewers.
Palmyra township.....	2,643	1	" " " " " "	" " " " " "
Passaic City.....	37,837	16	Public.....	Sewers.
Paterson.....	111,829	5	" " " " " "	" " " " " "
Pensauken township.....	3,957	2	Domestic.....	No sewers.
Perth Amboy.....	25,865	4	Public.....	" " " " " "
Pittsgrove township.....	2,154	1	Domestic.....	No sewers.
Plainfield.....	18,468	2	Public.....	Sewers.
Prospect Park borough.....	1,911	1	" " " " " "	" " " " " "
Rahway.....	8,649	7	" " " " " "	" " " " " "
Red Bank.....	6,283	1	" " " " " "	" " " " " "
Ridgewood town and township.....	3,980	3	Domestic.....	No sewers.
Rocky Hill borough.....	479	1	" " " " " "	" " " " " "
Salem City.....	6,443	2	Public.....	Sewers.
Shrewsbury township.....	2,402	1	Domestic.....	No sewers.
Somerville.....	4,782	2	Public.....	Sewers.
South Orange borough.....	4,982	2	" " " " " "	" " " " " "
South Orange township.....	1,946	1	Domestic.....	No sewers.
Stockton borough.....	2,589	1	" " " " " "	" " " " " "
Town of Union.....	17,005	4	Public.....	Sewers.
Trenton.....	84,180	34	" " " " " "	" " " " " "
Wall township.....	3,518	2	Domestic.....	No sewers.
Wayne township.....	2,017	1	" " " " " "	" " " " " "
Weehawken township.....	8,027	2	" " " " " "	" " " " " "
Wenonah borough.....	569	1	" " " " " "	" " " " " "
West Cape May borough.....	902	1	Public.....	" " " " " "
West Hoboken.....	29,682	4	" " " " " "	Sewers.
West New York.....	7,496	1	" " " " " "	" " " " " "
West Orange.....	7,872	1	" " " " " "	No sewers.
West Windsor township.....	1,820	1	Domestic.....	" " " " " "
Wharton borough.....	2,285	1	" " " " " "	" " " " " "
Winslow township.....	2,856	1	" " " " " "	" " " " " "
Woodbridge township.....	10,221	1	Public.....	" " " " " "
Woodstown borough.....	1,500	1	Domestic.....	" " " " " "

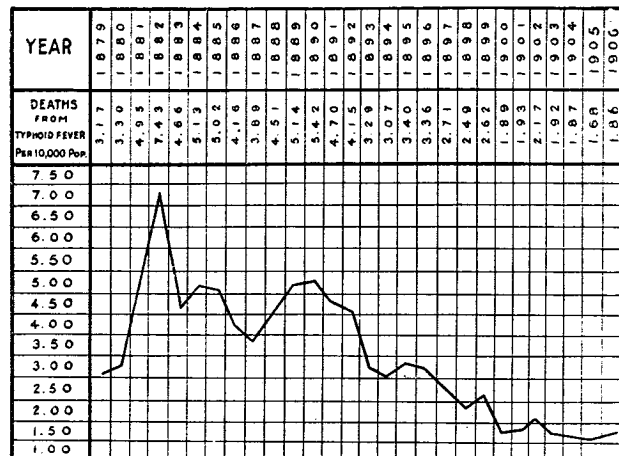
TABLE 34.—DEATHS FROM SCARLET FEVER, DIPHTHERIA AND TYPHOID FEVER IN NEW JERSEY FOR THE TWENTY-EIGHT YEARS ENDING DECEMBER 31, 1906, COMPARED WITH TOTAL DEATHS.

YEARS.	Popu- lation.	Total deaths.	Death- rate per 1,000 popu- lation.	SCARLET FEVER.		DIPHTHERIA.		TYPHOID FEVER.	
				Number of deaths.	Death- rate per 1,000 popu- lation.	Number of deaths.	Death- rate per 1,000 popu- lation.	Number of deaths.	Death- rate per 1,000 popu- lation.
1879.....		20,440	13.07	627	.61	1,100	1.09	824	.82
1880.....	1,130,892	18,967	16.77	573	.51	873	.77	373	.33
1881.....		20,810	18.39	499	.43	1,128	.97	574	.49
1882.....		25,910	22.90	853	.71	1,472	1.24	884	.74
1883.....		13,310	20.60	347	.44	1,146	.95	564	.47
1884.....		21,716	19.20	547	.44	1,027	.82	640	.51
1885.....	1,278,063	23,807	18.63	646	.51	1,496	1.17	642	.50
1886.....		22,734	17.80	222	.17	1,303	.99	545	.42
1887.....		24,831	19.04	255	.19	1,527	1.14	522	.39
1888.....		27,173	17.01	374	.42	2,066	1.48	620	.45
1889.....		26,543	18.99	333	.38	1,574	1.12	724	.51
1890.....	1,441,017	28,530	19.80	209	.15	1,575	1.09	782	.54
1891.....		28,840	19.50	288	.19	1,737	1.17	695	.47
1892.....		32,683	21.62	1,008	.67	1,776	1.17	628	.42
1893.....		30,596	19.88	445	.29	1,677	1.09	606	.33
1894.....		30,004	19.09	272	.17	1,294	.82	485	.31
1895.....	1,672,942	30,634	18.31	264	.16	1,464	.88	563	.34
1896.....		30,767	17.90	133	.11	1,738	1.02	577	.34
1897.....		29,822	16.90	203	.12	1,332	.78	478	.27
1898.....		27,337	15.11	201	.11	950	.52	450	.26
1899.....		30,999	16.70	187	.10	777	.42	486	.26
1900.....	1,888,669	31,474	16.62	220	.12	927	.49	356	.19
1901.....		31,739	16.43	179	.09	683	.36	352	.19
1902.....		31,319	15.91	217	.11	683	.35	428	.22
1903.....		31,820	15.78	299	.15	748	.37	388	.19
1904.....		33,296	17.14	416	.20	918	.45	384	.19
1905.....	2,144,143	33,864	15.79	164	.07	699	.33	360	.17
1906.....	2,196,238	35,670	16.24	193	.09	673	.31	408	.19

TABLE 35.—SHOWING DEATHS FROM TYPHOID FEVER AND DEATHS PER 10,000 INHABITANTS FROM TYPHOID FEVER IN THE COUNTIES OF NEW JERSEY FOR YEAR ENDING DECEMBER 31, 1906, ALSO CHART SHOWING DEATHS FROM TYPHOID FEVER PER 10,000 INHABITANTS IN THE COUNTIES OF NEW JERSEY FOR SAME PERIOD.

NAMES OF COUNTIES.	Number of deaths from typhoid fever.	Deaths from typhoid fever per 10,000 inhabitants.	Chart showing deaths from typhoid fever per 10,000 inhabitants.
Atlantic County.....	10	1.60	—————
Bergen County.....	12	1.15	—————
Burlington County.....	20	3.18	—————
Camden County.....	37	2.98	—————
Cape May County.....	3	1.63	—————
Cumberland County.....	6	1.15	—————
Essex County.....	75	1.79	—————
Gloucester County.....	11	3.14	—————
Hudson County.....	79	1.71	—————
Hunterdon County.....	6	1.80	—————
Mercer County.....	37	3.26	—————
Middlesex County.....	7	.70	—————
Monmouth County.....	22	2.47	—————
Morris County.....	12	1.75	—————
Ocean County.....	2	.95	—————
Passaic County.....	24	1.33	—————
Salem County.....	8	3.02	—————
Somerset County.....	5	1.35	—————
Sussex County.....	4	1.71	—————
Union County.....	20	1.66	—————
Warren County.....	8	1.95	—————

CHART SHOWING DEATHS FROM TYPHOID FEVER IN NEW JERSEY, PER 10,000 POPULATION FOR TWENTY-EIGHT YEARS.

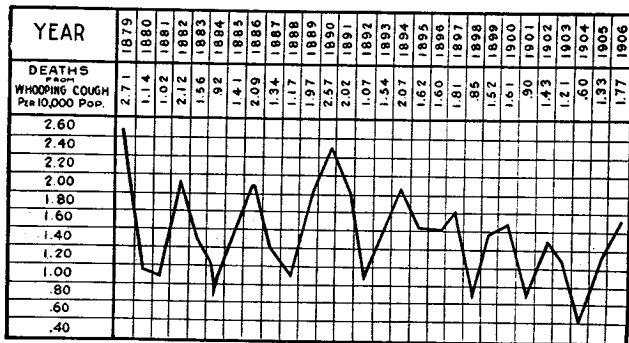


Whooping Cough.—Three hundred and eighty-eight deaths from whooping cough were reported during the year, or 1.77 per 10,000 inhabitants. These figures show a greater mortality during the past year from this disease than has been recorded since the year 1894, when the death-rate from whooping cough in the State was 2.07 per 10,000 of the population. Official sanitary precautions have thus far had little, if any, influence in restricting the spread of this disease, for, like measles, it is often unrecognized in its early stages, and the infection is spread before the true nature of the cough is known, and moreover, like certain other minor infectious diseases, it is treated with indifference by many parents, and the isolation of the patients during the long period of infectiousness is difficult to maintain, and the prevailing public sentiment, based on the small proportion of fatalities compared with the large number of cases, does not sustain rigid isolation restrictions.

TABLE 36.—SHOWING DEATHS IN NEW JERSEY FROM WHOOPING COUGH, WITH AGES OF DECEDENTS, FOR YEAR ENDING DECEMBER 31, 1906.

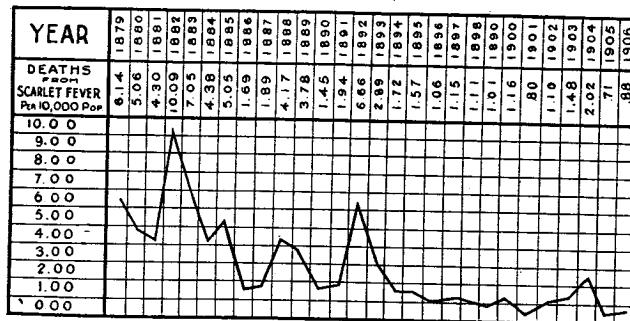
AGE PERIODS.	Deaths from whooping cough.	AGE PERIODS.	Deaths from whooping cough.	AGE PERIODS.	Deaths from whooping cough.
Under 1 month....	13	20 to 25.....	1	50 to 55.....
Under 1 year.....	208	25 to 30.....	55 to 60.....
1 to 5.....	148	30 to 35.....	60 to 70.....
5 to 10.....	11	35 to 40.....	2	70 to 80.....
10 to 15.....	3	40 to 45.....	80 to 90.....
15 to 20.....	1	45 to 50.....	1	Over 90.....
				Total.....	388

CHART SHOWING DEATHS FROM WHOOPING COUGH IN NEW JERSEY, PER 10,000 POPULATION, FOR THE TWENTY-EIGHT YEARS ENDING DECEMBER 31, 1906.



Scarlet Fever.—The average number of deaths from scarlet fever in New Jersey during the past twenty-eight years has been 413, and during the fifteen years, 1879-1892, the average number was 572. During the year ending December 31st, 1906, this disease caused 193 deaths, and the average for the past thirteen years has been 230. This decided diminution in the mortality from this disease, which has continued with very little variation since 1892, has been generally attributed to a change in type which this affection has assumed, and which has not only diminished the fatalities, but has also diminished the prevalence of the disease.

CHART SHOWING DEATHS FROM SCARLET FEVER IN NEW JERSEY, PER 10,000 POPULATION, FOR TWENTY-EIGHT YEARS.

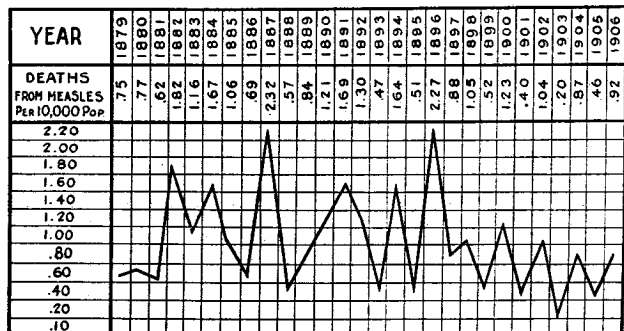


Measles.—The number of deaths reported as having been caused by measles was 203, and the average number for the past twenty-eight years has been 156. The records show that epidemics of measles have occurred with much regularity, and that no locality has escaped the infection. The measures which are successful in preventing the spread of certain other infectious diseases, for example, scarlet fever, are unavailing in dealing with measles, for the disease is communicable before the rash appears, and during the time from the inception of the disease until the appearance of the eruption, especially in the first cases, the infectious nature of the affection escapes recognition, and the seed for an epidemic has thus been planted before any isolation restrictions are resorted to. This history is repeated in every town, and frequently the disease has become well established before any physician is called to see a case, and before the character of the prevailing malady has been made known. The growing opinion among health officers is that measles is transmitted from patient to patient only, and that no disinfection of apartments, clothing, &c., will avail to prevent the spread of this disease; that the infective organism is short-lived, and that the isolation of cases, especially the first case, at the very beginning of the disease, is the most effective measure which can be employed to restrict the spread of the infection.

TABLE 37.—SHOWING DEATHS IN NEW JERSEY FROM MEASLES, WITH AGE AT DEATH, FOR YEAR ENDING DECEMBER 31, 1906.

AGE PERIODS.	Deaths from measles.	AGE PERIODS.	Deaths from measles.	AGE PERIODS.	Deaths from measles.
Under 1 month.....	4	25 to 30.....	1	60 to 70.....
Under 1 year.....	52	30 to 35.....	70 to 80.....
1 to 5.....	121	35 to 40.....	1	80 to 90.....
5 to 10.....	19	40 to 45.....	Over 90.....
10 to 15.....	2	45 to 50.....
15 to 20.....	1	50 to 55.....	1
20 to 25.....	1	55 to 60.....	Total.....	203

CHART SHOWING DEATHS IN NEW JERSEY FROM MEASLES, PER 10,000 POPULATION, FOR TWENTY-EIGHT YEARS ENDING DECEMBER 31, 1906.

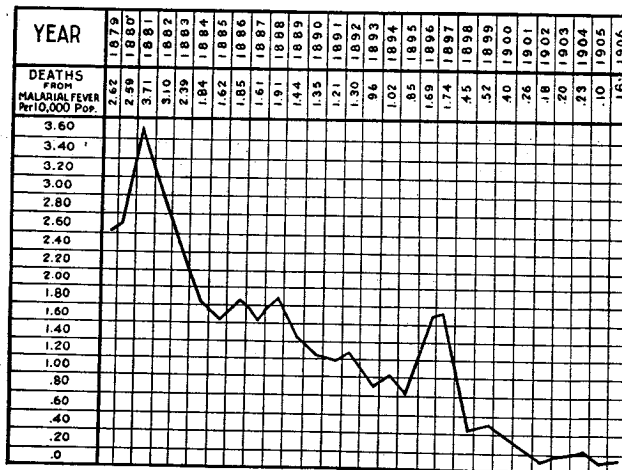


Malarial Diseases.—The following table and chart show the mortality in New Jersey from malarial affections for the twenty-eight years, 1879-1906:

TABLE 38.—SHOWING DEATHS IN NEW JERSEY FROM MALARIAL FEVER FOR TWENTY-EIGHT YEARS.

YEARS.	Deaths from malarial fever.	YEARS.	Deaths from malarial fever.	YEARS.	Deaths from malarial fever.
1879.....	268	1888.....	264	1897.....	132
1880.....	293	1889.....	203	1898.....	82
1881.....	431	1890.....	195	1899.....	96
1882.....	379	1891.....	180	1900.....	84
1883.....	290	1892.....	198	1901.....	50
1884.....	230	1893.....	148	1902.....	36
1885.....	209	1894.....	162	1903.....	40
1886.....	243	1895.....	144	1904.....	47
1887.....	217	1896.....	119	1905.....	21
				1906.....	33

CHART SHOWING DEATHS FROM MALARIAL AFFECTIONS, PER 10,000 INHABITANTS, IN NEW JERSEY, FOR TWENTY-EIGHT YEARS.



Small-pox.—During the year ending December 31st, 1906, eighty-four cases of small-pox were reported in New Jersey, and one death occurred from this disease.

TABLE 39.—SHOWING DEATHS IN NEW JERSEY FROM SMALL-POX FOR TWENTY-EIGHT YEARS.

YEARS.	Deaths from small-pox.	YEARS.	Deaths from small-pox.	YEARS.	Deaths from small-pox.
1879.....		1888.....	5	1897.....	
1880.....	15	1889.....	3	1898.....	
1881.....	254	1890.....		1899.....	
1882.....	367	1891.....		1900.....	5
1883.....	54	1892.....	33	1901.....	142
1884.....	7	1893.....	43	1902.....	432
1885.....	2	1894.....	11	1903.....	16
1886.....	4	1895.....	23	1904.....	24
1887.....	5	1896.....	2	1905.....	1
				1906.....	1

Cancer.—The following tables and chart show the number of deaths certified as having been caused by cancer during the year ending December 31st, 1906:

TABLE 40.—SHOWING DEATHS FROM CANCER IN NEW JERSEY FOR TWENTY-EIGHT YEARS.

YEARS.	1879.	1880.	1881.	1882.	1883.	1884.	1885.	1886.	1887.	1888.	1889.	1890.	1891.	1892.
Deaths from cancer	378	425	451	402	461	484	498	546	574	612	579	640	642	688
Deaths from cancer per 10,000 population.....)	3.70	3.75	3.88	3.37	3.81	3.87	3.89	4.15	4.21	4.45	4.11	4.41	4.34	4.55

YEARS.	1893.	1894.	1895.	1896.	1897.	1898.	1899.	1900.	1901.	1902.	1903.	1904.	1905.	1906.
Deaths from cancer	723	731	770	811	857	852	946	921	1,042	1,031	1,132	1,125	1,232	1,389
Deaths from cancer per 10,000 population.....)	4.69	4.63	4.60	4.71	4.33	4.70	5.10	4.84	5.43	5.24	5.61	5.46	5.98	6.32

TABLE 41.—DEATHS FROM CANCER IN NEW JERSEY, BY AGE PERIODS, FOR SIX YEARS.

YEARS.	AGE PERIODS.											Totals.
	Under 1 year.	1 to 10.	10 to 20.	20 to 30.	30 to 40.	40 to 50.	50 to 60.	60 to 70.	70 to 80.	Over 80.	Not stated.	
1901.....	1	6	9	19	85	196	280	240	159	47	1	1,043
1902.....		7	5	24	92	190	322	216	136	31	7	1,031
1903.....		10	2	22	79	179	293	308	177	57	5	1,132
1904.....		5	9	21	81	168	286	302	199	47		1,125
1905.....		7	13	11	22	37	239	294	353	190	1	1,282
1906.....		2	12	6	25	104	241	350	350	225	74	1,389
Totals.....	17	55	42	133	528	1,213	1,825	1,769	1,086	320	14	7,002

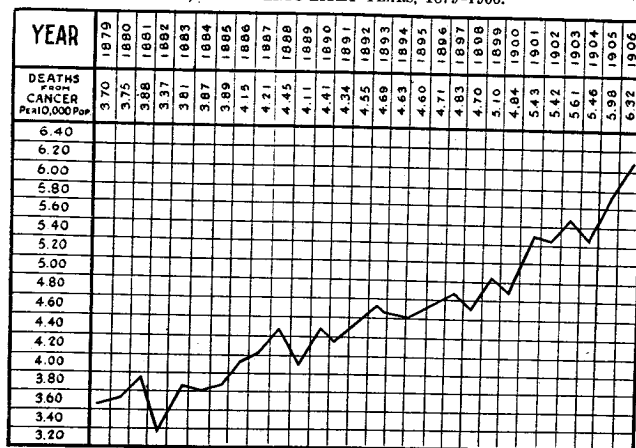
TABLE 42.—DEATHS FROM CANCER IN NEW JERSEY, SHOWING ORGANS AFFECTED AND AGE AT DEATH, FOR THE YEAR ENDING DECEMBER 31, 1906.

CANCER.	Under 1 mo.	Under 1 year.											Age not stated.	Totals.					
	Under 1 mo.	1 to 5.	5 to 10.	10 to 15.	15 to 20.	20 to 25.	25 to 30.	30 to 35.	35 to 40.	40 to 45.	45 to 50.	50 to 55.			55 to 60.	60 to 70.	70 to 80.	80 to 90.	Over 90.
Of the mouth.....				1	1	3	1	3	3	3	5	15	13	16	15	8	1	88	
Of the stomach and liver.....		1	3	1			5	2	13	21	29	58	80	77	103	25		589	
Of the intestines and rectum.....			2					2	6	10	11	7	15	14	32	24	9	133	
Of the female genital organs.....								4	7	12	36	37	25	35	43	18	3	221	
Of the breast.....					1	2			6	12	8	20	24	17	32	24	8	155	
Of the skin.....												2	2	3	8	10	4	29	
Others.....	1		5	1	2	1	2	4	3	9	6	19	15	13	43	31	12	174	
Totals.....	1	1	10	2	3	3	12	13	37	67	93	148	176	174	350	225	69	5	1,889

TABLE 43.—DEATHS FROM CANCER IN NEW JERSEY FOR THE YEAR ENDING DECEMBER 31, 1906, PER 10,000 POPULATION, BY COUNTIES AND BY CITIES OF OVER 5,000 INHABITANTS.

NAME OF PLACE.	Deaths from cancer.	Deaths per 10,000 population.
Atlantic County.....	13	5.65
Atlantic City.....	24	6.07
Bergen County.....	86	4.34
Englewood.....	7	8.47
Hackensack.....	8	6.99
Burlington County.....	29	5.74
Burlington City.....	10	12.24
Camden County.....	13	4.17
Camden City.....	54	6.56
Gloucester City.....	2	2.41
Cape May County.....	6	3.29
Cumberland County.....	17	6.41
Bridgeton.....	12	8.81
Millville.....	6	4.94
Essex County.....	13	4.01
Bloomfield.....	7	5.80
East Orange.....	22	8.49
Irvington.....	4	5.29
Montclair.....	12	7.12
Newark.....	209	7.19
Orange.....	23	8.68
West Orange.....	6	7.44
Gloucester County.....	13	5.14
Hudson County.....	24	7.69
Bayonne.....	18	4.08
Harrison.....	5	3.77
Hoboken.....	70	10.50
Jersey City.....	138	5.80
Kearny.....	3	2.12
Town of Union.....	8	4.61
West Hoboken.....	12	3.96
West New York.....	1	1.32
Hunterdon County.....	28	8.41
Mercer County.....	8	3.86
Trenton.....	84	9.73
Middlesex County.....	13	3.03
New Brunswick.....	15	6.31
Perth Amboy.....	12	4.36
South Amboy.....	7	11.19
Monmouth County.....	15	4.38
Long Branch.....	15	11.68
Red Bank.....	1	1.56
Morris County.....	24	4.83
Dover.....	1	1.54
Morristown.....	23	13.67
Ocean County.....	12	5.69
Passaic County.....	12	4.39
Passaic City.....	18	4.82
Paterson.....	83	7.36
Salem County.....	12	6.04
Salem City.....	3	4.57
Somerset County.....	20	6.41
North Plainfield.....	5	5.75
Sussex County.....	20	8.72
Union County.....	9	4.97
Elizabeth.....	41	6.59
Plainfield.....	16	8.33
Rahway.....	1	1.14
Summit.....	7	9.79
Warren County.....	16	5.94
Phillipsburg.....	9	6.42
Total in cities of over 5,000 inhabitants.....	1,007	
Total for State.....	1,389	
Rate per 10,000 population (State).....		6.32

CHART SHOWING DEATHS IN NEW JERSEY FROM CANCER, PER 10,000 POPULATION, FOR TWENTY-EIGHT YEARS, 1879-1906.



Suicide.—Three hundred and thirty-eight deaths were reported from this cause during the last statistical year. The average number of deaths from suicide for the past six years has been 311.

TABLE 44.—SHOWING DEATHS IN NEW JERSEY FROM SUICIDE FOR SIX YEARS, 1901-1906.

YEARS.	Deaths from suicide.	YEARS.	Deaths from suicide.
1901.....	265	1904.....	330
1902.....	271	1905.....	354
1903.....	314	1906.....	338

TABLE 45.—DEATHS IN NEW JERSEY FROM SUICIDE, SHOWING MODE OF DEATH AND AGE AT DEATH, FOR THE YEAR ENDING DECEMBER 31, 1906.

MODE OF DEATH.	AGE AT DEATH.																	Totals.
	1 to 5.	5 to 10.	10 to 15.	15 to 20.	20 to 25.	25 to 30.	30 to 35.	35 to 40.	40 to 45.	45 to 50.	50 to 55.	55 to 60.	60 to 70.	70 to 80.	80 to 90.	Over 90.	Not stated.	
By poison.....																		
By asphyxia.....					8	16	9	13	15	14	14	13	8	13	6	1		130
By strangulation.....					1	3	1	3	6	6	8	8	5	8	9			81
By firearms.....				2	7	6	6	12	11	6	7	5	6	1	1			57
By cutting instruments.....			1				1	3	4	1	1	1	2		1			70
By drowning.....					1	5	1	2	1	2	3	1	3	1	1			21
By crushing.....												1	1	1				2
By precipitation from height.....					1					2	1	2		1	2			10
Others.....																		
Totals.....			1	13	24	23	36	42	39	36	31	27	32	21	3			338

TABLE 46.—SHOWING NUMBER OF DEATHS BY SUICIDE RECORDED IN NEW JERSEY, BY CITIES, AND BY COUNTIES, EXCLUSIVE OF CITIES, FOR THE YEAR ENDING DECEMBER 31, 1906.

NAME OF PLACE.	COUNTRY OF BIRTH.										Total.	
	United States.	England.	France.	Germany.	Ireland.	Italy.	Scotland.	Hungary.	Sweden.	Other foreign.		Not stated.
Atlantic County.....												5
Atlantic City.....	6											15
Bergen County.....												1
Englewood.....	1											1
Hackensack.....						1						1
Burlington County.....												9
Burlington.....												1
Camden County.....												1
Camden City.....	10	1			1					1	1	14
Gloucester City.....												1
Cape May County.....												1
Cumberland County.....												3
Bridgeton.....	1											1
Millville.....												1
Essex County.....												3
Bloomfield.....												1
East Orange.....	3	1										4
Irvington.....	1											1
Montclair.....	1											1
Newark.....	34	3	2	22	5	1		2	1	3	1	79
Orange.....						1						3
West Orange.....	4											4
Gloucester County.....												3
Hudson County.....												4
Bayonne.....				2	1				1			4
Harrison.....	1											1
Hoboken.....	4			11	3	1				1	1	21
Jersey City.....	14			4	3		1			1	3	23
Kearny.....	2											3
Town of Union.....	2							1				3
West Hoboken.....	5			1		1				2		9
West New York.....	1											1
Hudson County.....												7
Mercer County.....												2
Trenton.....	8			1	1						1	11
Middlesex County.....												4
New Brunswick.....	2											2
Perth Amboy.....	2							1				3
South Amboy.....											1	1
Monmouth County.....												9
Long Branch.....	1											1
Red Bank.....												1
Morris County.....												3
Dover.....												1
Morrisstown.....												1
Ocean County.....												1
Passaic County.....												3
Passaic City.....	1			1								2
Paterson.....	7	1			4	1			2	2	1	15
Salem County.....												5
Salem City.....	1			1								2
Somerset County.....												5
North Plainfield.....	2											2
Sussex County.....												2
Union County.....												2
Elizabeth.....	4				1					1	1	7
Plainfield.....	1											1
Rahway.....												1
Summit.....											1	1
Warren County.....												6
Phillipsburg.....												1
Totals.....	120	6	2	48	20	6	1	7	2	19	10	338

Rabies.—Nine deaths from rabies occurred during the year, distributed as follows: Two in Camden county, two in Essex, two in Hudson, two in Passaic county and one in Somerset. In previous years deaths from this cause have been recorded as follows: 1901, ten; 1902, nine; 1903, two; 1904, five; 1905, six. The prevalence of this disease among dogs in New England during the past two years, and its recent extension into the State of New York, should arouse the local authorities of New Jersey to energetic action for the prevention of its spread in this State. Homeless dogs should be destroyed and all others should be muzzled when they are allowed to run at large and unattended. These precautions, when faithfully applied, will effectually prevent the spread of this truly frightful malady, and the owners of dogs should lead in advocating the general enforcement of these protective measures. Unfortunately effective requirements for preventing the spread of rabies will not, under the laws as they at present stand, be uniformly enforced, and in the various townships and municipalities there will doubtless be, in the future as in the past, active efforts in one locality to prevent the spread of the infection, while in the adjoining community no official action whatever will be taken to prevent dogs from biting each other, nor for preventing unclaimed dogs from running at large. In the violent variety of rabies the dog is inclined to run away from home, and he is liable to pass the boundary line of the district in which the disease developed, and therefore it is essential that precautionary regulations for preventing the spread of this affection should be enforced by an act of the legislature, and that they should not be dependent upon the varying views and opinions of local sanitary authorities. Misguided opposition to the employment of precautionary measures (destruction of unclaimed animals and muzzling of all others when they are at large) predominates in some communities, but the experience in Great Britain shows conclusively the protection which those precautions afford. The official reports show that in the year 1887, 217 cases of rabies occurred in the British Isles; in the year 1888, 160 cases occurred; in 1889, there were 312 cases. Muzzling of dogs was then adopted, and the result is shown by the following figures: 1890, 129 cases; 1891, seventy-nine cases; 1892, thirty-eight cases. The muzzling regulation was then relaxed, with the following result: 1893, ninety-three cases; 1894, 248 cases; 1895, 672 cases. Muzzling was again resorted to, and

in 1896 there were 438 cases; in 1897, 151 cases; in 1898, seven-
teen cases; in 1899, nine cases; in 1900, no cases occurred.

In addition to an act requiring registration, licensing and tag-
ging, it is advisable that the law should prohibit dogs at all times
from appearing at large upon the public highways or elsewhere
without muzzles; to hold the owner liable for any damage done by
his dog; to require that all unclaimed dogs be destroyed.

Notifiable Diseases.—The act of the legislature requiring re-
ports of certain infectious diseases contains the following pro-
visions:

"1. That every physician shall, within twelve hours after his first professional
attendance upon any person who is suffering from cholera, yellow fever, typhus
fever, leprosy, plague, trichinosis, small-pox, varioloid, enteric (or typhoid)
fever, diphtheria, membranous croup, scarlet fever, or any other contagious,
infectious or communicable disease which hereafter may be publicly declared
by the State board of health to be preventable and specially dangerous to the
public health, report such sickness to the clerk of the local board of health
having jurisdiction over the territory within which such sickness may be, or if
such local board of health shall have designated some other officer thereof to
receive such reports, then to such officer, which report shall be in writing,
signed by such physician, and shall set forth the name, age and precise location
of the person suffering from such disease; and every houseowner or house-
holder who knows that any person living, dwelling or being in any building
under his control is affected by any of the contagious, infectious or communi-
cable diseases hereinabove specified or referred to shall, when no physician has
professionally attended such sick person, within twelve hours after discovering
the same, report the fact in writing to the same person and in the same manner
as any physician attending such sick person would be required to do as herein-
above set forth: and on the thirtieth day of June and the thirty-first day of
December, in each and every year, every physician, houseowner and house-
holder making any report or reports as in this section required, shall be entitled
to receive from the officer to whom such report or reports shall have been made
during the preceding six months, a certificate in writing under the hand of such
officer, setting forth the number of names of persons reported to have been
affected with any of the diseases hereinabove specifically named or referred to,
which certificate when presented by such physician, houseowner or householder
to the proper disbursing officer of the city, borough, town or other local
municipal government or township within which such affected person may have
been, shall entitle such physician, houseowner or householder to receive from
such disbursing officer the sum of ten cents for each and every name by such
certificate certified to have been reported, unless such notification shall be found
to have been erroneous; and any physician, houseowner or householder who
shall refuse or neglect to perform the duty hereinabove required of him shall
be liable to a penalty of fifty dollars.

"2. That the facts contained in every report filed with the clerk or other
officer of any local board of health, pursuant to the provisions of the first sec-
tion of this act, shall be entered by the officer to whom the same shall be de-
livered in a book kept exclusively for that purpose, which book shall be subject

to the inspection of the local board of health and its proper officers, and to the
State board of health and its officers only; the officers of the local board of
health to whom such report shall be delivered, and whose duty it is to make
record of same, as in this section above set forth, shall also, at least once in
each week, and daily when required by the State board of health, transmit the
facts stated therein by mail to the board of health of the State of New Jersey,
at Trenton, and shall further keep the said State board of health constantly
informed concerning the measures which are employed by the local board of
health to prevent the spread of the diseases in such reports mentioned, which
facts and information shall be conveyed to the said State board of health in writ-
ing, and upon such blank forms as may be furnished by the said State board of
health; any officer whose duty it is to make any report to said State board of
health, as in this section above provided, and who neglects or fails to perform
such duty, shall be liable to a penalty of fifty dollars for each and every such
neglect or failure of duty."

By resolution of the State board of health, adopted October 11th,
1904, the following diseases were added to the notifiable list:
Malaria, tuberculosis (in any of its manifestations), trachoma,
hydrophobia, glanders, anthrax and chicken-pox. Objections were
made by a member of one local board of health to the inclusion of
chicken-pox in the list, and at a meeting of the State board, held
April 20th, 1907, the matter having been referred to a committee,
the following report was presented:

"To the Board of Health of the State of New Jersey:

"GENTLEMEN—The committee to which was referred the communication from
the board of health of the borough of Princeton, dated December 31st, 1906,
desire to report that in consequence of errors in diagnosis, and also because of
deception for the purpose of evading isolation restrictions, small-pox has very
often been called chicken-pox, and therefore it is desirable to include chicken-
pox in the list of notifiable diseases. To eliminate questions concerning the
lawful authority now existing to require reports of cases of certain infectious
diseases the following bill was prepared and submitted to the legislature:

"WILLIAM M. LANNING,

"HENRY MITCHELL,

Committee."

"TRENTON, N. J., April 20th, 1907.

"1. Every physician shall, in addition to the diseases named in section one of
the act to which this is a supplement, within twelve hours after his first pro-
fessional attendance upon any person who is suffering from or affected with
malaria, tuberculosis, trachoma, rabies, glanders, anthrax or chicken-pox, report
such sickness to the clerk or secretary of the local board of health having juris-
diction over the territory within which such sickness may be; or if such local
board of health shall have designated some other officer thereof to receive such
reports, then to such officer."

¹ This bill was introduced April 5th (S. 349), but it did not become a law.

TABLE 47.—INFECTIOUS DISEASES REPORTED FOR EACH QUARTER DURING THE YEAR ENDING JUNE 30, 1907—(Continued).

NAME OF SANITARY DISTRICT.	DIPHTHERIA.				SCARLET FEVER.				TYPHOID FEVER.				SMALL-POX.			
	1.	2.	3.	4.	1.	2.	3.	4.	1.	2.	3.	4.	1.	2.	3.	4.
Lambertville city.....			2				5	2	3							
Lawrence township (Merver).....		1							6							
Leonia borough.....		1				1										
Lodi township.....	1		2				3	2								
Long Branch city.....			6	8				1	12			4				
Longport borough.....																2
Madison borough.....	34	39								2						
Maurice River township.....					2	1				2						
Medford township.....	1	8		2												
Metuchen borough.....			1					14								
Middle township.....		8														
Middletown township.....							1									
Midland township.....		2														
Millsboro city.....	4	4		2	26				2	5						
Montclair city.....	3	10	11	7	5	10	9	15	5	7	3	2				
Moorestown borough.....			5	8	6			12	6	2	7	8	1			
Morristown city.....	1		1	4	2			14	18							
Mount Holly borough.....										7	6	9	2			
Mount Laurel township.....			1													
Newark city.....	149	373	329	257	71	93	351	289	79	193	79	51				
New Brunswick city.....	1	5	9	10	13	13	40	17	8	3		1				
New Providence borough.....						15										
Northampton township.....																
North Bergen township.....			4	1												
North Plainfield borough.....	1	3			3	1	2	3			4		1			
Norwood borough.....		1														
Oaklyn borough.....	1															
Orange city.....	11	9	11	9	14	44	37	52	5	4	2	2				
Palmyra township.....																
Passaic city.....	6	3	1	3	1			3	6	2	53					
Paterson city.....	40	115	72	72	25	57	90	66	30	18	2	2				
Paulsboro borough.....																
Pennington borough.....																
Perry Amboy city.....	46															
Piscataway township.....																
Pitman borough.....			5													
Plainfield city.....	4	6	4	14	4	17	18	8	6	1	1	1				
Pleasantville borough.....				3												
Princeton borough.....	3	1			3	4	10	11			1					
Randolph township.....					1	3										
Red Bank town.....																
Ridgewood village.....											1					
Riverside borough.....	1															
Riverton borough.....			2	2	1	1					1					
Roselle Park borough.....																
Salem city.....	14	18	3	2	9				1	6			1			
Sayreville township.....																
Somerville town.....	1			2	4	2		16			3	3	2			
South Brunswick township.....							3									
South Orange township.....	1		1						1	6						
South Orange village.....			2			1		9		13	2	1	1			
South River borough.....	1	22	6	2				12								
Springfield township (Union).....	1															
Spring Lake borough.....																
Stow Creek township.....		1									1					
Summit city.....	1	5	2	6	2	1										
Sussex borough.....	1						1									
Swedesboro borough.....	1		3													
Tenafly borough.....																
Trenton city.....	36	49	39	24	25	30	40	39	62	31	47	46				
Union township (Hunterdon).....																
Union township (Union).....	1	3		1			1	1								
Upper Pittsgrove township.....																
Wineand borough.....		7	1	3							4	1	3	2		
Voorhees township.....							1	2								
Wantage township.....																
Warren township.....	2	2														

TABLE 47—INFECTIOUS DISEASES REPORTED FOR EACH QUARTER DURING THE YEAR ENDING JUNE 30, 1907—(Continued).

NAME OF SANITARY DISTRICT.	DIPHTHERIA.				SCARLET FEVER.				TYPHOID FEVER.				SMALL-POX.			
	1.	2.	3.	4.	1.	2.	3.	4.	1.	2.	3.	4.	1.	2.	3.	4.
Washington borough.....			2													
Washington township (Berg).....													1			
Washington township (Glen).....		1					1						2			
West Amwell township.....			1				1								1	
West Deptford township.....																2
Westfield township.....			3	1							6	13		2		
West Hoboken town.....	19	15	10	35	3	3	5	52			1	3	1			
West Orange township.....	3		1		8	8	1				3	2				
Westwood borough.....			1													
Woodbine borough.....																
Woodstown borough.....													1			
Total cases reported by quarters.....	644	1332	1043	1045	345	543	1113	1237	342	492	196	160	6		5	2
Total cases reported for year.....					4067			8241			3190					13

Laboratory Diagnosis.—The bacteriological examination of specimens of diseased tissues for diagnosis is conducted in the State laboratory of hygiene under the direction of Mr. R. B. Fitz-Randolph. A detailed statement of the service rendered in this department will be found further on in this report. The following table shows the yearly increase in the number of specimens examined:

TABLE 48.—SHOWING THE NUMBER OF SPECIMENS OF EACH KIND EXAMINED SINCE THE LABORATORY WAS ORGANIZED.

	1896-97.	1898.	1899.	1900.	1901.	1902.	1903.	1904.	1905.	1906.	1907.
Diphtheria.....	627	600	577	974	1,864	1,487	2,090	2,949	2,896	3,277	3,348
Tuberculosis.....	253	516	766	892	1,211	1,467	1,853	2,344	2,601	2,948	3,402
Typhoid fever.....	27	175	339	431	733	884	1,333	1,272	1,268	1,556	1,975
Malaria.....	4	*		55	113	196	131	98	109	126	149
Miscellaneous.....	7	18	*	39	23	55	132	67	84	129	119
Totals.....	914	1,313	1,682	2,380	3,955	4,089	5,559	6,780	7,048	8,033	8,993

* The number of these specimens has not been recorded.

Food and Drugs.—For the purpose of causing the regulations governing the sale of food and drugs in New Jersey to correspond closely with those of the Federal government, the act approved May 20th, 1907, was passed, but to meet the demands of manufacturers of certain articles the law will remain inoperative until October

1st, 1908. Until that date the act approved March 21st, 1901, will continue in full force, and inspections will proceed as heretofore during the coming year. During the year ending October 31st, 1907, the number of inspections of milk was largely in excess of the inspections made during the previous year. The number of samples of milk and cream sent to the State laboratory of hygiene for analysis was 2,838, but this number represents only that portion of the inspected samples which, in the judgment of the inspector, gave some evidence of adulteration. As the inspectors become more and more skillful in judging of the quality of milk by its appearance and by the use of the lactometer, a smaller proportion of samples is forwarded to the laboratory for the determination of solids and fat, and unnecessary expenses for packing, icing and expressage are thereby avoided. The number of articles of food received and examined in the laboratory during the year was 3,605, and the number found to be below the standard fixed by law was 696, or 18 per cent. The number of specimens of drugs analyzed was 571, and the number found to be adulterated was 367, or 64 per cent. The number of cases in which the evidence was believed to be sufficient to secure a conviction, and in which cases suit was begun, was 362. The following table shows the disposition made of each case. The amount of penalties paid to the State treasurer for violations of the food and drug law for the past seven years has been as follows: 1901, \$3,000.00; 1902, \$4,900.00; 1903, \$5,500.00; 1904, \$4,308.30; 1905, \$6,462.48; 1906, \$7,462.48; 1907, \$8,553.68. These sums do not constitute a criterion by which the degree of activity with which the law has been enforced can be judged, for the object in view is to prevent the sale of adulterated and unwholesome articles, and this end is accomplished by warning notices in many cases, without prosecution. The report of Mr. R. B. Fitz-Randolph, which is forwarded herewith, presents a detailed account of the work performed in the laboratory. Attention is particularly drawn to the results of the examination of samples of tincture of iodine. Three hundred and eleven specimens of this preparation were received in the laboratory, and 249 were found to be below the legal standard. As this article is in almost all cases prepared by the druggist himself, the extensive adulteration which is disclosed by the laboratory investigations cannot be charged, as in the case of some other remedies, to the manufacturer, wholesaler or jobber.

TABLE 49.—SHOWING THE NUMBER OF SUITS INSTITUTED FOR VIOLATION OF THE ACT TO PREVENT THE SALE OF ADULTERATED FOOD AND DRUGS, TOGETHER WITH THE DATE OF ANALYSIS OF SAMPLE AND THE DISPOSITION OF THE CASE, FOR THE YEAR ENDING OCTOBER 31, 1907.

Date of analysis.	Number of sample.	Name of article.	Termination of each case.
Nov. 1, 1906.....	A-6386.....	Milk.....	Convicted, fine paid.
Nov. 3, 1906.....	D-8101.....	Milk.....	Suit discontinued.
Nov. 5, 1906.....	D-8090.....	Milk.....	Convicted, fine paid.
Nov. 6, 1906.....	D-8092.....	Cream.....	Convicted, fine paid.
Nov. 8, 1906.....	D-8105.....	Milk.....	Convicted, fine paid.
Nov. 8, 1906.....	D-8107.....	Milk.....	Convicted, fine paid.
Nov. 9, 1906.....	A-6381.....	Milk.....	Paid penalty.
Nov. 9, 1906.....	A-6383.....	Milk.....	Convicted fine paid.
Nov. 9, 1906.....	A-6385.....	Milk.....	Paid penalty.
Nov. 9, 1906.....	A-6387.....	Milk.....	Convicted, fine paid.
Nov. 10, 1906.....	G-9.....	Milk.....	Paid penalty.
Nov. 10, 1906.....	G-13.....	Milk.....	Pending.
Nov. 14, 1906.....	A-6471.....	Milk.....	Convicted, fine paid.
Nov. 14, 1906.....	A-6472.....	Milk.....	Defendant not found.
Nov. 15, 1906.....	C-7825.....	Milk.....	Convicted, fine paid.
Nov. 15, 1906.....	C-7827.....	Milk.....	Convicted, fine paid.
Nov. 15, 1906.....	G-31.....	Milk.....	Convicted, fine paid.
Nov. 21, 1906.....	D-8134.....	Milk.....	Paid penalty.
Nov. 21, 1906.....	D-8135.....	Milk.....	Paid penalty.
Nov. 21, 1906.....	D-8136.....	Milk.....	Paid penalty.
Nov. 21, 1906.....	D-8137.....	Milk.....	Pending.
Nov. 27, 1906.....	A-6522.....	Milk.....	Paid penalty.
Nov. 28, 1906.....	D-8149.....	Milk.....	Convicted, fine paid.
Nov. 28, 1906.....	D-8152.....	Milk.....	Acquitted, appealed.
Dec. 1, 1906.....	C-7871.....	Milk.....	Convicted, fine paid.
Dec. 6, 1906.....	C-7887.....	Milk.....	Paid penalty.
Dec. 7, 1906.....	A-6575.....	Milk.....	Paid penalty.
Dec. 7, 1906.....	A-6578.....	Milk.....	Paid penalty.
Dec. 13, 1906.....	C-7931.....	Milk.....	Suit discontinued.
Dec. 14, 1906.....	A-6579.....	Milk.....	Paid penalty.
Dec. 14, 1906.....	A-6584.....	Milk.....	Paid penalty.
Dec. 19, 1906.....	G-95.....	Milk.....	Paid penalty.
Dec. 19, 1906.....	G-98.....	Milk.....	Paid penalty.
Dec. 20, 1906.....	A-6628.....	Milk.....	Convicted.
Dec. 20, 1906.....	A-6637.....	Milk.....	Paid penalty.
Jan. 5, 1907.....	D-8179.....	Milk.....	Convicted, fine paid.
Jan. 9, 1907.....	A-6702.....	Milk.....	Paid penalty.
Jan. 15, 1907.....	A-6739.....	Milk.....	Paid penalty.
Jan. 16, 1907.....	D-8194.....	Butter.....	Suit discontinued.
Jan. 17, 1907.....	C-8011.....	Cider vinegar.....	Convicted, fine paid.
Jan. 26, 1907.....	D-8217.....	Butter.....	Convicted, fine paid.
Feb. 5, 1907.....	A-6315.....	Milk.....	Convicted.
Feb. 8, 1907.....	A-6852.....	Butter.....	Paid penalty.
Feb. 8, 1907.....	D-8219.....	Butter.....	Convicted.
Feb. 13, 1907.....	D-8230.....	Butter.....	Defendant not found.
Feb. 13, 1907.....	D-8231.....	Butter.....	Convicted.
Feb. 13, 1907.....	D-8233.....	Butter.....	Convicted.
Feb. 13, 1907.....	D-8234.....	Butter.....	Convicted, appealed.
Feb. 13, 1907.....	D-8235.....	Butter.....	Duplicate of D-8233.
Feb. 13, 1907.....	D-8235.....	Butter.....	Convicted.

TABLE 49.—SHOWING THE NUMBER OF SUITS INSTITUTED FOR VIOLATION OF THE ACT TO PREVENT THE SALE OF ADULTERATED FOOD AND DRUGS, TOGETHER WITH THE DATE OF ANALYSIS OF SAMPLE AND THE DISPOSITION OF THE CASE, FOR THE YEAR ENDING OCTOBER 31, 1907—(Continued).

Date of analysis.	Number of sample.	Name of article.	Termination of each case.
Feb. 14, 1907.....	D-8232.....	Cider vinegar.....	Settled.
Feb. 15, 1907.....	D-8253.....	Milk.....	Pending.
Feb. 15, 1907.....	D-8250.....	Butter.....	Convicted.
Feb. 16, 1907.....	C-8103.....	Tincture iodine.....	Convicted, fine paid.
Feb. 19, 1907.....	C-8108.....	Milk.....	Paid penalty.
Feb. 21, 1907.....	D-8272.....	Milk.....	Convicted, fine paid.
Mar. 2, 1907.....	D-8287.....	Butter.....	Convicted, appealed.
Mar. 8, 1907.....	A-6962.....	Butter.....	Acquitted.
Mar. 8, 1907.....	A-6964.....	Butter.....	Convicted, appealed.
Mar. 13, 1907.....	A-6977.....	Butter.....	Convicted, appealed.
Mar. 13, 1907.....	A-6979.....	Butter.....	Convicted, appealed.
Mar. 13, 1907.....	A-7025.....	Butter.....	Convicted, fine paid.
Mar. 13, 1907.....	A-7028.....	Butter.....	Convicted.
Mar. 13, 1907.....	A-7030.....	Butter.....	Convicted, fine paid.
Mar. 13, 1907.....	A-7033.....	Butter.....	Convicted.
Mar. 13, 1907.....	A-7037.....	Butter.....	Convicted.
Mar. 13, 1907.....	D-8295.....	Camphor liniment.....	Pending.
Mar. 13, 1907.....	D-8307.....	Butter.....	Convicted.
Mar. 13, 1907.....	D-8308.....	Butter.....	Convicted, appealed.
Mar. 13, 1907.....	D-8310.....	Butter.....	Convicted, appealed.
Mar. 19, 1907.....	A-7039.....	Butter.....	Convicted, fine paid.
Mar. 19, 1907.....	A-7041.....	Butter.....	Convicted, appealed.
Mar. 19, 1907.....	A-7042.....	Butter.....	Convicted, fine paid.
Mar. 25, 1907.....	D-8332.....	Milk.....	Paid penalty.
Mar. 27, 1907.....	A-7089.....	Milk.....	Convicted, fine paid.
Mar. 27, 1907.....	A-7091.....	Milk.....	Paid penalty.
Mar. 30, 1907.....	B-8697.....	Milk.....	Paid penalty.
Mar. 30, 1907.....	B-8702.....	Milk.....	Convicted, fine paid.
Mar. 30, 1907.....	B-8703.....	Milk.....	Paid penalty.
Mar. 30, 1907.....	B-8708.....	Milk.....	Paid penalty.
Apr. 1, 1907.....	C-8268.....	Oleomargarine.....	Defendant not found.
Apr. 1, 1907.....	D-8335.....	Butter.....	Convicted, appealed.
Apr. 1, 1907.....	D-8336.....	Butter.....	Convicted, appealed.
Apr. 3, 1907.....	C-8274.....	Milk.....	Paid penalty.
Apr. 3, 1907.....	D-8346.....	Butter.....	Convicted, appealed.
Apr. 12, 1907.....	D-8379.....	Milk.....	Convicted.
Apr. 13, 1907.....	C-8336.....	Milk.....	Paid penalty.
Apr. 15, 1907.....	D-8349.....	Butter.....	Convicted, appealed.
Apr. 15, 1907.....	D-8351.....	Butter.....	Convicted, appealed.
Apr. 15, 1907.....	D-8377.....	Butter.....	Convicted.
Apr. 15, 1907.....	D-8397.....	Butter.....	Convicted, appealed.
Apr. 15, 1907.....	D-8398.....	Butter.....	Convicted, appealed.
Apr. 15, 1907.....	D-8399.....	Butter.....	Convicted, appealed.
Apr. 15, 1907.....	D-8400.....	Butter.....	Convicted, appealed.
Apr. 19, 1907.....	C-8344.....	Oleomargarine.....	Convicted, fine paid.
Apr. 19, 1907.....	C-8346.....	Oleomargarine.....	Convicted, fine paid.
Apr. 19, 1907.....	D-8396.....	Butter.....	Convicted, appealed.
Apr. 19, 1907.....	D-8353.....	Butter.....	Convicted.
Apr. 24, 1907.....	D-8413.....	Butter.....	Convicted, appealed.

TABLE 49.—SHOWING THE NUMBER OF SUITS INSTITUTED FOR VIOLATION OF THE ACT TO PREVENT THE SALE OF ADULTERATED FOOD AND DRUGS, TOGETHER WITH THE DATE OF ANALYSIS OF SAMPLE AND THE DISPOSITION OF THE CASE, FOR THE YEAR ENDING OCTOBER 31, 1907—(Continued).

Date of analysis.	Number of sample.	Name of article.	Termination of each case.
Apr. 26, 1907.....	D-8423.....	Milk.....	Paid penalty.
Apr. 26, 1907.....	D-8424.....	Milk.....	Paid penalty.
Apr. 30, 1907.....	C-8375.....	Milk.....	Convicted, fine paid.
May 1, 1907.....	D-8443.....	Butter.....	Convicted, appealed.
May 3, 1907.....	C-8384.....	Milk.....	Paid penalty.
May 3, 1907.....	D-8446.....	Milk.....	Paid penalty.
May 3, 1907.....	D-8448.....	Milk.....	Convicted, fine paid.
May 4, 1907.....	D-8439.....	Butter.....	Convicted, appealed.
May 4, 1907.....	G-251.....	Butter.....	Convicted, appealed.
May 4, 1907.....	D-8442.....	Oleomargarine.....	Pending.
May 4, 1907.....	D-8441.....	Oleomargarine.....	Duplicate of D-8442.
May 4, 1907.....	D-8451.....	Oleomargarine.....	Pending.
May 7, 1907.....	C-8401.....	Milk.....	Paid penalty.
May 10, 1907.....	C-8405.....	Milk.....	Convicted.
May 10, 1907.....	D-8456.....	Milk.....	Pending.
May 10, 1907.....	C-8412.....	Milk.....	Paid penalty.
May 10, 1907.....	D-8453.....	Oleomargarine.....	Convicted.
May 10, 1907.....	A-7187.....	Butter.....	Convicted, appealed.
May 10, 1907.....	A-7184.....	Butter.....	Convicted, fine paid.
May 13, 1907.....	D-8452.....	Oleomargarine.....	Defendant not found.
May 24, 1907.....	C-8473.....	Butter.....	Convicted, fine paid.
June 6, 1907.....	D-8486.....	Milk.....	Convicted, fine paid.
June 6, 1907.....	D-8487.....	Milk.....	Duplicate of D-8486.
June 7, 1907.....	A-7330.....	Milk.....	Paid penalty.
June 7, 1907.....	D-8491.....	Milk.....	Suit discontinued.
June 12, 1907.....	D-8503.....	Milk.....	Convicted, fine paid.
June 12, 1907.....	D-8502.....	Milk.....	Duplicate of D-8503.
June 15, 1907.....	A-7403.....	Milk.....	Pending.
June 25, 1907.....	D-8515.....	Milk.....	Paid penalty.
June 25, 1907.....	D-8518.....	Milk.....	Suit discontinued.
June 27, 1907.....	C-8599.....	Milk.....	Convicted, fine paid.
June 28, 1907.....	C-8612.....	Milk.....	Paid penalty.
July 5, 1907.....	C-8690.....	Milk.....	Paid penalty.
July 6, 1907.....	A-7453.....	Milk.....	Pending.
July 10, 1907.....	H-1.....	Milk.....	Paid penalty.
July 10, 1907.....	A-7462.....	Milk.....	Paid penalty.
July 10, 1907.....	A-7463.....	Milk.....	Convicted, fine paid.
July 10, 1907.....	A-7464.....	Milk.....	Paid penalty.
July 10, 1907.....	A-7467.....	Milk.....	Paid penalty.
July 10, 1907.....	A-7471.....	Milk.....	Paid penalty.
July 10, 1907.....	A-7473.....	Milk.....	Pending.
July 10, 1907.....	A-7474.....	Milk.....	Convicted, fine paid.
July 10, 1907.....	A-7475.....	Milk.....	Paid penalty.
July 10, 1907.....	C-8687.....	Milk.....	Convicted, fine paid.
July 10, 1907.....	C-8692.....	Milk.....	Paid penalty.
July 11, 1907.....	D-8595.....	Milk.....	Convicted, fine paid.
July 11, 1907.....	D-8598.....	Milk.....	Paid penalty.
July 12, 1907.....	D-8604.....	Milk.....	Convicted, fine paid.
July 13, 1907.....	H-19.....	Milk.....	Paid penalty.

TABLE 49.—SHOWING THE NUMBER OF SUITS INSTITUTED FOR VIOLATION OF THE ACT TO PREVENT THE SALE OF ADULTERATED FOOD AND DRUGS, TOGETHER WITH THE DATE OF ANALYSIS OF SAMPLE AND THE DISPOSITION OF THE CASE, FOR THE YEAR ENDING OCTOBER 31, 1907—(Continued).

Date of analysis.	Number of sample.	Name of article.	Termination of each case.
July 13, 1907.	H-21	Milk	Paid penalty.
July 17, 1907.	D-8625.	Milk	Convicted.
July 17, 1907.	D-8627.	Milk	Convicted.
July 17, 1907.	D-8628.	Milk	Convicted.
July 17, 1907.	D-8630.	Milk	Convicted, fine paid.
July 17, 1907.	G-301	Milk	Convicted.
July 19, 1907.	G-306	Milk	Convicted.
July 19, 1907.	D-8651.	Milk	Convicted, fine paid.
July 19, 1907.	D-8653.	Cream	Convicted, fine paid.
July 19, 1907.	D-8658.	Milk	Convicted, fine paid.
July 19, 1907.	D-8659.	Milk	Convicted.
July 19, 1907.	D-8662.	Milk	Convicted.
July 19, 1907.	C-8751.	Milk	Paid penalty.
July 19, 1907.	G-325.	Milk	Convicted, fine paid.
July 19, 1907.	G-326.	Milk	Paid penalty.
July 19, 1907.	G-327.	Milk	Convicted.
July 22, 1907.	G-336.	Milk	Paid penalty.
July 24, 1907.	C-8777.	Milk	Pending.
July 24, 1907.	C-8782.	Milk	Paid penalty.
July 24, 1907.	C-8784.	Milk	Convicted, fine paid.
July 24, 1907.	C-8790.	Milk	Paid penalty.
July 24, 1907.	D-8701.	Cream	Convicted, fine paid.
July 24, 1907.	D-8705.	Cream	Convicted, fine paid.
July 24, 1907.	G-359.	Milk	Paid penalty.
July 24, 1907.	G-364.	Cream	Convicted.
July 25, 1907.	C-8812.	Milk	Paid penalty.
July 25, 1907.	C-8816.	Milk	Paid penalty.
July 25, 1907.	D-8715.	Milk	Convicted, fine paid.
July 25, 1907.	D-8717.	Milk	Convicted, fine paid.
July 30, 1907.	C-8835.	Milk	Paid penalty.
July 30, 1907.	G-394.	Milk	Paid penalty.
July 30, 1907.	G-395.	Milk	Paid penalty.
July 30, 1907.	G-398.	Milk	Paid penalty.
July 30, 1907.	G-400.	Milk	Convicted, fine paid.
July 30, 1907.	G-409.	Cream	Convicted.
July 30, 1907.	G-401.	Cream	Convicted, fine paid.
July 30, 1907.	G-415.	Cream	Duplicate of D-8744.
July 31, 1907.	C-8847.	Milk	Paid penalty.
July 31, 1907.	D-8737.	Milk	Paid penalty.
July 31, 1907.	D-8742.	Milk	Paid penalty.
July 31, 1907.	D-8744.	Cream	Paid penalty.
July 31, 1907.	D-8751.	Cream	Convicted.
July 31, 1907.	D-8-55.	Milk	Convicted.
Aug. 1, 1907.	G-433.	Milk	Convicted, appealed.
Aug. 2, 1907.	C-8882.	Milk	Convicted.
Aug. 2, 1907.	D-8785.	Cream	Convicted, fine paid.
Aug. 6, 1907.	D-8605.	Tincture iodine	Convicted, fine paid.
Aug. 6, 1907.	D-8609.	Tincture iodine	Convicted.
Aug. 6, 1907.	G-295.	Tincture iodine	Pending.

TABLE 49.—SHOWING THE NUMBER OF SUITS INSTITUTED FOR VIOLATION OF THE ACT TO PREVENT THE SALE OF ADULTERATED FOOD AND DRUGS, TOGETHER WITH THE DATE OF ANALYSIS OF SAMPLE AND THE DISPOSITION OF THE CASE, FOR THE YEAR ENDING OCTOBER 31, 1907—(Continued).

Date of analysis.	Number of sample.	Name of article.	Termination of each case.
Aug. 6, 1907.	G-309.	Tincture iodine	Pending.
Aug. 6, 1907.	G-310.	Tincture iodine	Pending.
Aug. 7, 1907.	A-7482.	Milk	Settled.
Aug. 7, 1907.	A-7487.	Milk	Convicted.
Aug. 7, 1907.	A-7490.	Milk	Suit discontinued.
Aug. 7, 1907.	A-7494.	Milk	Settled.
Aug. 7, 1907.	A-7496.	Milk	Settled.
Aug. 7, 1907.	A-7497.	Milk	Paid penalty.
Aug. 7, 1907.	A-7525.	Milk	Settled.
Aug. 7, 1907.	A-7526.	Milk	Suit discontinued.
Aug. 7, 1907.	A-7529.	Milk	Settled.
Aug. 7, 1907.	A-7530.	Milk	Paid penalty.
Aug. 7, 1907.	D-8664.	Tincture iodine	Pending.
Aug. 7, 1907.	D-8681.	Tincture iodine	Pending.
Aug. 7, 1907.	D-8684.	Tincture iodine	Pending.
Aug. 7, 1907.	G-294.	Tincture iodine	Pending.
Aug. 7, 1907.	G-296.	Tincture iodine	Pending.
Aug. 7, 1907.	G-312.	Tincture iodine	Pending.
Aug. 7, 1907.	G-315.	Tincture iodine	Pending.
Aug. 7, 1907.	G-322.	Tincture iodine	Pending.
Aug. 7, 1907.	G-323.	Tincture iodine	Pending.
Aug. 8, 1907.	C-8905.	Milk	Paid penalty.
Aug. 8, 1907.	C-8908.	Milk	Convicted, fine paid.
Aug. 8, 1907.	C-8910.	Milk	Paid penalty.
Aug. 8, 1907.	G-489.	Milk	Paid penalty.
Aug. 8, 1907.	D-8687.	Tincture iodine	Pending.
Aug. 8, 1907.	D-8689.	Tincture iodine	Pending.
Aug. 8, 1907.	D-8690.	Tincture iodine	Pending.
Aug. 8, 1907.	D-8693.	Tincture iodine	Pending.
Aug. 8, 1907.	G-341.	Tincture iodine	Pending.
Aug. 8, 1907.	G-342.	Tincture iodine	Pending.
Aug. 8, 1907.	G-351.	Tincture iodine	Pending.
Aug. 9, 1907.	C-8935.	Milk	Pending.
Aug. 9, 1907.	G-508.	Milk	Paid penalty.
Aug. 12, 1907.	C-8938.	Butter	Convicted, fine paid.
Aug. 13, 1907.	A-7504.	Milk	Convicted, fine paid.
Aug. 14, 1907.	C-8948.	Milk	Paid penalty.
Aug. 14, 1907.	G-540.	Milk	Settled.
Aug. 14, 1907.	D-8790.	Milk	Paid penalty.
Aug. 14, 1907.	D-8794.	Milk	Convicted.
Aug. 15, 1907.	G-552.	Milk	Settled.
Aug. 15, 1907.	G-554.	Milk	Paid penalty.
Aug. 15, 1907.	G-562.	Milk	Paid penalty.
Aug. 16, 1907.	C-8973.	Milk	Convicted, fine paid.
Aug. 19, 1907.	C-8984.	Butter	Paid penalty.
Aug. 20, 1907.	C-8994.	Milk	Convicted, fine paid.
Aug. 20, 1907.	C-8996.	Milk	Convicted, fine paid.
Aug. 20, 1907.	C-8997.	Milk	Pending.
Aug. 20, 1907.	C-9003.	Milk	Duplicate of C-8996.
Aug. 20, 1907.			Convicted, fine paid.

TABLE 49.—SHOWING THE NUMBER OF SUITS INSTITUTED FOR VIOLATION OF THE ACT TO PREVENT THE SALE OF ADULTERATED FOOD AND DRUGS, TOGETHER WITH THE DATE OF ANALYSIS OF SAMPLE AND THE DISPOSITION OF THE CASE, FOR THE YEAR ENDING OCTOBER 31, 1907—(Continued).

Date of analysis.	Number of sample.	Name of article.	Termination of each case.
Aug. 20, 1907	C-9004	Milk	Pending
Aug. 20, 1907	C-9011	Milk	Suit discontinued.
Aug. 21, 1907	A-7575	Milk	Paid penalty.
Aug. 21, 1907	A-7581	Milk	Paid penalty.
Aug. 21, 1907	A-7584	Milk	Convicted, fine paid.
Aug. 21, 1907	C-9015	Milk	Paid penalty.
Aug. 21, 1907	G-588	Milk	Paid penalty.
Aug. 21, 1907	G-591	Milk	Paid penalty.
Aug. 21, 1907	D-8807	Milk	Paid penalty.
Aug. 21, 1907	D-8809	Milk	Convicted, fine paid.
Aug. 21, 1907	D-8810	Milk	Paid penalty.
Aug. 21, 1907	D-8811	Milk	Paid penalty.
Aug. 21, 1907	D-8812	Milk	Convicted, fine paid.
Aug. 21, 1907	D-8813	Milk	Duplicate of D-8812.
Aug. 22, 1907	D-8818	Milk	Paid penalty.
Aug. 22, 1907	D-8819	Milk	Convicted, fine paid.
Aug. 22, 1907	D-8820	Milk	Paid penalty.
Aug. 22, 1907	G-596	Milk	Suit discontinued.
Aug. 22, 1907	G-599	Milk	Duplicate of G-596.
Aug. 23, 1907	D-8832	Milk	Pending.
Aug. 27, 1907	G-608	Milk	Convicted.
Aug. 27, 1907	D-8746	Tincture iodine	Pending.
Aug. 27, 1907	D-8708	Tincture iodine	Pending.
Aug. 27, 1907	D-8710	Tincture iodine	Pending.
Aug. 27, 1907	D-8711	Tincture iodine	Pending.
Aug. 27, 1907	D-8713	Tincture iodine	Pending.
Aug. 27, 1907	D-8714	Tincture iodine	Pending.
Aug. 27, 1907	G-371	Tincture iodine	Pending.
Aug. 27, 1907	G-373	Tincture iodine	Pending.
Aug. 27, 1907	G-492	Tincture iodine	Pending.
Aug. 29, 1907	D-8846	Milk	Convicted.
Aug. 29, 1907	D-8848	Milk	Convicted.
Aug. 29, 1907	D-8849	Milk	Duplicate of D-8848.
Aug. 29, 1907	G-622	Milk	Pending.
Aug. 30, 1907	G-625	Milk	Settled.
Aug. 30, 1907	D-8797	Tincture iodine	Pending.
Aug. 30, 1907	G-500	Tincture iodine	Pending.
Aug. 30, 1907	G-547	Tincture iodine	Pending.
Aug. 31, 1907	D-8850	Milk	Convicted, fine paid.
Aug. 31, 1907	D-8851	Milk	Duplicate of D-8850.
Aug. 31, 1907	G-627	Milk	Convicted, fine paid.
Sept. 2, 1907	D-8858	Milk	Convicted.
Sept. 3, 1907	D-8860	Milk	Convicted.
Sept. 3, 1907	D-8802	Tincture iodine	Pending.
Sept. 3, 1907	D-8803	Tincture iodine	Pending.
Sept. 3, 1907	D-8805	Tincture iodine	Pending.
Sept. 3, 1907	G-580	Tincture iodine	Pending.
Sept. 3, 1907	G-581	Tincture iodine	Pending.
Sept. 3, 1907	G-584	Tincture iodine	Pending.

TABLE 49.—SHOWING THE NUMBER OF SUITS INSTITUTED FOR VIOLATION OF THE ACT TO PREVENT THE SALE OF ADULTERATED FOOD AND DRUGS, TOGETHER WITH THE DATE OF ANALYSIS OF SAMPLE AND THE DISPOSITION OF THE CASE, FOR THE YEAR ENDING OCTOBER 31, 1907—(Continued).

Date of analysis.	Number of sample.	Name of article.	Termination of each case.
Sept. 3, 1907	G-585	Tincture iodine	Pending.
Sept. 3, 1907	G-602	Tincture iodine	Pending.
Sept. 3, 1907	G-603	Tincture iodine	Pending.
Sept. 3, 1907	G-604	Tincture iodine	Pending.
Sept. 6, 1907	C-9122	Milk	Pending.
Sept. 6, 1907	D-8868	Milk	Convicted.
Sept. 6, 1907	D-8869	Milk	Duplicate of D-8868.
Sept. 6, 1907	G-639	Milk	Pending.
Sept. 6, 1907	G-640	Milk	Settled.
Sept. 6, 1907	D-8854	Tincture iodine	Pending.
Sept. 6, 1907	D-8855	Tincture iodine	Pending.
Sept. 6, 1907	G-631	Tincture iodine	Pending.
Sept. 7, 1907	A-7625	Milk	Paid penalty.
Sept. 7, 1907	A-7628	Milk	Settled.
Sept. 7, 1907	A-7634	Milk	Paid penalty.
Sept. 7, 1907	A-7639	Milk	Settled.
Sept. 7, 1907	A-7641	Milk	Paid penalty.
Sept. 7, 1907	C-9135	Milk	Suit discontinued.
Sept. 7, 1907	C-9138	Milk	Paid penalty.
Sept. 7, 1907	C-9141	Milk	Pending.
Sept. 10, 1907	A-7650	Milk	Convicted.
Sept. 10, 1907	C-9167	Skim milk	Settled.
Sept. 10, 1907	G-662	Milk	Convicted, fine paid.
Sept. 10, 1907	G-663	Milk	Suit discontinued.
Sept. 10, 1907	D-8870	Tincture iodine	Pending.
Sept. 10, 1907	D-8873	Tincture iodine	Pending.
Sept. 11, 1907	C-9176	Milk	Pending.
Sept. 13, 1907	C-9197	Milk	Paid penalty.
Sept. 13, 1907	G-666	Milk	Convicted, fine paid.
Sept. 13, 1907	G-669	Milk	Paid penalty.
Sept. 13, 1907	D-8878	Milk	Pending.
Sept. 13, 1907	D-8879	Milk	Paid penalty.
Sept. 13, 1907	G-673	Tincture iodine	Pending.
Sept. 18, 1907	A-7685	Milk	Convicted, fine paid.
Sept. 18, 1907	A-7686	Milk	Duplicate of A-7685.
Sept. 18, 1907	C-9204	Tincture iodine	Pending.
Sept. 20, 1907	D-8888	Milk	Paid penalty.
Sept. 20, 1907	D-8887	Milk	Settled.
Sept. 20, 1907	D-8889	Milk	Convicted.
Sept. 27, 1907	G-681	Tincture iodine	Pending.
Sept. 27, 1907	G-684	Tincture iodine	Pending.
Oct. 2, 1907	G-693	Tincture iodine	Pending.
Oct. 2, 1907	G-694	Tincture iodine	Pending.
Oct. 2, 1907	G-698	Tincture iodine	Pending.
Oct. 2, 1907	G-701	Tincture iodine	Pending.
Oct. 2, 1907	G-707	Tincture iodine	Pending.
Oct. 2, 1907	G-708	Tincture iodine	Pending.
Oct. 3, 1907	C-9233	Skim milk	Pending.
Oct. 3, 1907	C-9232	Skim milk	Duplicate of C-9233.

TABLE 49.—SHOWING THE NUMBER OF SUITS INSTITUTED FOR VIOLATION OF THE ACT TO PREVENT THE SALE OF ADULTERATED FOOD AND DRUGS, TOGETHER WITH THE DATE OF ANALYSIS OF SAMPLE AND THE DISPOSITION OF THE CASE, FOR THE YEAR ENDING OCTOBER 31, 1907.—(Continued).

Date of analysis.	Number of sample.	Name of article.	Termination of each case.
Oct. 10, 1907.....	D-8901.....	Milk.....	Settled.
Oct. 11, 1907.....	C-9257.....	Skim milk.....	Pending.
Oct. 11, 1907.....	C-9258.....	Skim milk.....	Duplicate of C-9257.
Oct. 11, 1907.....	C-9260.....	Skim milk.....	Duplicate of C-9257.
Oct. 11, 1907.....	C-9264.....	Skim milk.....	Pending.
Oct. 15, 1907.....	C-9268.....	Skim milk.....	Pending.
Oct. 15, 1907.....	C-9269.....	Skim milk.....	Pending.
Oct. 15, 1907.....	C-9271.....	Skim milk.....	Duplicate of C-9268.
Oct. 15, 1907.....	H-65.....	Milk.....	Pending.
Oct. 16, 1907.....	C-9246.....	Tincture iodine.....	Pending.
Oct. 16, 1907.....	C-9249.....	Tincture iodine.....	Pending.
Oct. 16, 1907.....	H-68.....	Milk.....	Pending.
Oct. 18, 1907.....	D-8914.....	Milk.....	Pending.
Oct. 18, 1907.....	D-8917.....	Milk.....	Pending.
Oct. 18, 1907.....	H-84.....	Milk.....	Pending.
Oct. 23, 1907.....	H-88.....	Milk.....	Settled.
Oct. 25, 1907.....	C-9333.....	Milk.....	Pending.
Oct. 28, 1907.....	B-4751.....	Milk.....	Pending.
Oct. 28, 1907.....	B-4753.....	Milk.....	Pending.
Oct. 28, 1907.....	B-4755.....	Milk.....	Pending.

Creameries.—The number of licensed creameries in the State is 133; of this number, twenty-two were originally occupied as dwellings, but only two are now occupied in this manner. Licenses have been refused in the case of five of these establishments because the owners or lessees have failed to meet the requirements of the law. Suits have been begun for violation of section 1 of chapter 139 of the laws of 1906, as follows: George H. Scott, Baptistown; Buzby & Miller, Woodstown; William Richman, Salem. Further on in this report is a statement of conditions which exist on creamery premises. Numerous establishments for the sale of milk in cities and the larger towns not only sell milk by the pint and quart, but also dispose of it in can lots, and the question whether these places are included in the definition contained in section 6 of the act approved April 20th, 1906, has not yet been judicially decided. These depots are usually located in thickly built-up portions of the city, often in stores in tenements, and if the act above referred to is operative in the case of these places they would be required to remove their places

of business to other buildings. Inasmuch as the sale of milk in these establishments can be controlled by ordinances made by local boards of health, unsanitary conditions which have been observed on these premises by the inspectors of this board have been brought to the attention of the local board having jurisdiction in the locality.

Inspection of Streams.—The terms of the opinion of the Court of Appeals in the case of the State board of health *v.* the borough of Vineland, which was rendered in June, 1907, do not affect the operations of the board except where plans for the discharge of sewage into streams has been approved by the State sewerage commission. The text of the opinion is published further on in this report. By the advice of the Attorney-General, the inspection of streams by the board was discontinued upon the announcement of the decree of Vice Chancellor Leaming, but the work was resumed after the filing of the decision of the Court of Appeals, and since that time investigations have been regularly made concerning the purity of public water-supplies.

Notices have been sent drawing attention to one hundred and forty sources of pollution, and suits have been ordered in all cases where the parties responsible for maintaining the nuisance failed to take action to remove the sources of contamination. A detailed statement of the pollutions detected is included in this report.

Sanitary Inspection Service.—At the meeting of the State sanitary examiners held in December, 1906, eleven applicants for license to serve as health officer and twenty to serve as sanitary inspectors were examined, and at the meeting held in June, 1907, twenty-six were examined, three for health officer's license and twenty-three for that of inspector. Of the total number, ten were licensed. The quality of the local sanitary service in New Jersey has greatly improved in consequence of the work already accomplished under the provisions of the act of 1903, and it is upon the service of the officials appointed under the restrictions contained in this act that dependence is mainly placed for further improvement in the local sanitary administration in New Jersey, but before the best attainable service can be procured, higher salaries and long tenure of office must be offered. Sanitary inspectors should not only be tested for fitness by examination, but a thorough and comprehensive course of instruction should be provided, and

health officers should be chosen only from among a class of highly educated and especially prepared individuals.

Local Sanitary Administration.—Questions are still arising concerning the duty of the local board of health and the responsibility of the householder in cases where disinfection of dwellings is to be performed to prevent the spread of infectious diseases. Disinfection, if it is to serve any useful purpose, must be skillfully applied, and therefore it should always be conducted by or under the personal supervision of a trained employe of the local sanitary authority, and never left to the unaided efforts of persons who are unacquainted with the purpose of each step in the process. Moreover, inasmuch as this procedure is employed, in almost all instances, for the protection of the public and not for the benefit of the householder, it should be performed at public expense and by a representative of the local health department. Ordinances governing this matter should hold the householder responsible for prompt notification of the proper officials when the infectious patient has recovered or has been removed, and the householder should be penalized if he permits persons who are not needed as attendants to enter or leave the infected dwelling before it has been treated and released by the health officer, but he cannot be relied upon to possess that degree of knowledge of the measures which are to be depended upon for germicidal effects, and of which it must be admitted many of the employes of health boards are still innocent. Therefore it is inadvisable for any sanitary authority to shirk its duty if disinfection is to be done, and preparation for this work should be made by every local health board. At least one inspector should be instructed and drilled¹ in the various procedures which are essential to the purification of infected articles and which are appropriate for the rational application of the knowledge thus far gained concerning the avenues through which infection is spread: There is reason to hope that in course of time the enforcement of

¹ In Prussia during 1905 about sixty-four official nine-day courses of lectures on practical disinfection were given at seventeen different points; 533 persons attended the lectures and 533 passed the examinations and received certificates as officially tested disinfectors. Besides the above courses a number of three-day courses were held for nurses, and about 200 nurses were thus trained for the disinfecting service, especially for continuous bedside disinfection, while the licensed disinfectors were trained especially for the terminal disinfection. Every three years the licensees must submit to further tests, and take another course of lectures at the end of six years.—*Jour. A. M. A.*, April 20th, 1907.

the act requiring that all sanitary inspectors and health officers who are hereafter appointed shall be tested for fitness, will bring to the service of every sanitary district a well informed and capable agent who can be trusted to employ disinfection whenever it can reasonably be expected to destroy the organisms which may reproduce disease, and who will also be wise enough to refrain from needless efforts in this direction.

The ventilation of public buildings, especially churches and public halls, is worthy of much more attention than it receives at the hands of local health officers. Serious difficulty is encountered by architects in efforts to prescribe adequate provision for the admission into these structures of a sufficient supply of properly warmed fresh air in cold weather, and janitors are inclined to close the air exits during the warming-up period, often forgetting to open them after the audience has assembled. But many of these buildings are in need of radical changes in the provisions which have been made for the admission of pure air and the discharge of that which has been breathed, and inspections for determining these questions should be assigned to competent persons, preferably architects, especially employed for this service. Uniformity in the practice of local boards of health concerning the closing of schools, churches and public assemblies for the purpose of restricting the spread of infectious diseases has not yet been secured, and ill-advised action in this particular has been taken in several localities during the past year. Possibly conditions may sometimes exist which will justify the closing of public schools, but such occasions are at least extremely rare. School buildings and all of their contents can be freed from the infection of diphtheria every day during an outbreak of this disease, and probably the same fact applies to scarlet fever, and the cost of this work should not deter school authorities from causing it to be done. Daily medical inspection of the teachers and pupils during the prevalence of diphtheria and scarlet fever will promptly weed out the infected individuals, and with these precautions, school attendance may be rendered safer for the children than unrestricted contact in the streets.

Infectious Diseases of Animals.—The State has been free from anthrax during the past year, no case of that disease having occurred since August, 1906. Similar exemptions have occurred in other years, and this fortunate escape from the losses which attend

an outbreak of this affection cannot be regarded as an indication that the disease will not reappear in future. Recent investigations have confirmed the opinion that the infectious organisms of anthrax are sometimes present in the milk of cows affected with this disease, and therefore the use of the milk of animals which have been subjected to protective inoculations may disseminate the affection, for the protection which is afforded by inoculation depends upon the actual causation of a mild attack of anthrax. Until the elevation of the temperature which follows the protective inoculation subsides, the milk should be treated as an infectious fluid. One hundred and eight cases of glanders were reported during the year, as follows: Bergen county, 6; Burlington county, 10; Camden county, 1; Essex county, 47; Gloucester county, 3; Hudson county, 28; Middlesex county, 2; Monmouth county, 3; Morris county, 2; Passaic county, 2; and Somerset county, 4.

As in previous years, this infection has been brought into New Jersey from points outside of the borders of the State, and there should be no further delay in providing a sufficient number of inspectors to effectually prevent the importation of glandered animals. Three capable and active men stationed along the Hudson river water front and one to protect the Delaware river boundary would at once put an end to the traffic in glandered horses which is at present conducted without interruption by lawless and unprincipled dealers.

Nuisances.—The power to abate nuisances which has been given by the legislature to boards of health has not been employed with that degree of uniformity in the various sanitary districts which is desirable, but progress in this direction may be confidently expected as a consequence of the influence which will be exerted at the annual conferences provided for in the act of April 19th, 1906. The proposal to attack smoke nuisances under the provisions of the health laws has been disapproved by the legal advisers of the cities of Newark and Atlantic City, and in both of these municipalities ordinances have been adopted by the governing bodies having for their object the lessening of the smoke evil. This example should be followed in other localities where smoke is causing annoyance to residents and damaging property values. The Atlantic City ordinance reads as follows:

Section 1. Be it ordained by the city council of Atlantic City, that it shall be unlawful to permit the emission of dense smoke from any chimney or smokestack connected with any stationary engine, steam boiler, furnace, range or fireplace within the limits of Atlantic City, which smoke contains soot or other substance in sufficient quantity to permit the deposit of such soot or other substance on any surface within said limits.

Section 2. Be it further ordained, that any owner, agent, manager, lessee or occupant of any building within the limits of Atlantic City to which is attached any chimney or smokestack connected with any stationary engine, steam boiler, furnace, range or fireplace, who permits or allows to be emitted from such chimney or smokestack dense smoke, which contains soot or other substance in sufficient quantity to permit the deposit of such soot or other substance on any surface within the limits of Atlantic City shall, upon conviction thereof before the recorder or other proper officer having jurisdiction, pay a fine of any amount not less than twenty-five dollars and not more than two hundred dollars, as may be imposed by said officer, and be imprisoned in the city jail for ten days in default of the payment of any such fine, and any repetition of said act on any one day following such conviction or any subsequent conviction shall be deemed a new offense.

Section 3. Be it further ordained, that all ordinances inconsistent herewith be and the same are hereby repealed, and that this ordinance shall take effect immediately.

A nuisance caused by a livery stable located in Asbury Park, near hotels and boarding-houses, was unsuccessfully attacked under the health laws several years ago, but an order permanently restraining the owner from further use of the building as a stable for horses was procured when the owners of neighboring property joined in an application for relief from the noise, stench and flies incident to the keeping of horses near dwellings. A decree was subsequently issued in the case of two other livery stables located in Asbury Park, enjoining them from continuing business.

Noise nuisances, like stench nuisances and smoke nuisances, cannot be successfully dealt with under the provisions of the health laws; for such a nuisance anyone whose property is injured can bring suit at law for damages or procure an injunction from the Court of Chancery. "Persons who are not injured in their property, but are annoyed by the nuisance, can apply to the grand jury for an indictment. This is the simplest and most efficient remedy. It covers not only nuisances injurious to health, but other nuisances. There remains a remedy through the action of the State board of health under the act of 1894. To enforce this remedy it is necessary to establish, to the satisfaction of the Chancellor, not merely that there is a nuisance and noisome smells, but that the nuisance is, to a substantial extent, injurious to the public health.

The witnesses to establish such injury are usually the physicians attending sick people in the vicinity and citizens living nearby who claim to have been made ill by the nuisance."

Ice Cream Factories.—Reports of inspections of buildings and apartments in which ice cream is manufactured show that the business is at present conducted almost altogether without sanitary supervision, and that the degree of cleanliness with which the business is managed depends upon the natural or acquired inclinations of the manufacturer and his employes. In too many instances there is entire disregard of cleanly methods in handling the materials which enter into the composition of the finished product, and the washing of utensils is not a cleansing process. Supervision by local boards of health can alone be depended upon, under the laws now operative, to improve these conditions, and copies of reports relating to premises where ice cream is prepared under filthy conditions, and amid unclean surroundings, have been forwarded to the local boards having jurisdiction in the locality.

Tabulation of Deaths in Summer Resorts.—The following form for the construction of a table to separately show the number of deaths in summer resorts among residents and non-residents has been found satisfactory, and its employment by local registrars of vital statistics in localities where the mortality figures are considerably increased by deaths among transient residents is recommended:

YEAR.	Resident population.	DEATHS.			Deaths among residents per 1,000 resident population.
		Resident.	Non-resident.	Total.	

NOTE.—See page 212 of Annual Report of New Jersey State Board of Health for 1906.

Slaughter-houses.—The inspections of slaughter-houses which have been made under the direction of the State board of health during the past year have shown that the sale of diseased meat cannot be prevented unless every carcass is examined while the dressing process is being performed. So long as a large number of private slaughter-houses are in daily use, inspection and condemnation of diseased carcasses cannot be completely and effectively conducted, and the establishment of public abattoirs has therefore been urged by sanitary authorities. The reports of the inspections show that the business of slaughtering animals, as conducted in the ordinary country slaughter-house in New Jersey, is attended with objectionable conditions, and that a nuisance is maintained on nearly every such premises. The buildings are usually primitive in construction, without drainage and without a sufficient water supply. The floors are generally made of plank and are leaky; the side walls are rough and, like the floors, are soaked with blood; the yards and pens are filthy, and the offal is disposed of in a manner which creates a nuisance. In great contrast with these establishments is the modern abattoir conducted under municipal control: A fireproof building, six stories high, with cattle pens and slaughtering-rooms on the top floor, the animals being brought up on elevators. A rendering plant on the fifth floor; cooling-rooms on the fourth floor; cutting-rooms on the third, and on the second, storerooms for the various meat products. The ground floor is used for shipping and offices. All of the interior surfaces of the building are impervious to water, and all portions of the building are abundantly supplied with water and provided with drainage, and refuse substances are quickly removed. Every step in the process of slaughtering and preparing the meat for sale can, in such an establishment, be watched by competent inspectors, and no diseased carcass can escape inspection. Three or four abattoirs of this sort, located in the larger cities of the State, and operated under municipal control, would insure a supply of wholesome meat in New Jersey, and would also render the use of rural slaughter-houses no longer necessary. Until public abattoirs can be established, it is advisable that legislative authority be given to regulate the slaughtering of animals under the permit system, and that permits be granted only in cases where the location, construction and management of the building is such that the business can be carried on without creating a nuisance.

Following is the text of a legislative bill which was introduced at the session of 1907. This bill failed to become a law:

1. Every building which is used as a place for slaughtering animals for sale for human food shall be well lighted and ventilated, and shall be provided with an abundant supply of pure water; every such building shall be equipped with adequate facilities for the disposal of all waste fluids: the floor, and also the interior of the side walls to a height of at least six feet, of every such building, shall be constructed of concrete or other water-proof material, and all soiled surfaces of any such building shall be kept clean by washing and scrubbing: all offal and refuse materials shall be disposed of in a manner which will not create a nuisance, and no decomposing materials shall be allowed to accumulate in or about any such building, nor upon the premises attached thereto.

2. No person or persons shall operate or conduct any slaughter-house, abattoir or place where animals are slaughtered for sale for human food unless a license has first been issued by the Board of Health of the State of New Jersey to the owner or owners, manager or operator of said slaughter-house, abattoir or place where animals are slaughtered for sale for human food, authorizing said person or persons to operate and conduct a slaughter-house, abattoir or place where animals are slaughtered for sale for human food, and no person shall conduct or operate, or continue to conduct or operate, any slaughter-house, abattoir or place where animals are slaughtered for sale for human food after the revocation of any such license, and the said board is hereby empowered to cause inspections to be made of every building and premises in or upon which animals are slaughtered for human food, and to grant licenses for the operation of the same when, in the judgment of the board, the business conducted in said buildings or upon said premises is managed in a sanitary manner and in accordance with the requirements of law.

3. Every license granted under the provisions of section two of this act shall be issued under such rules and regulations as the said board may establish, but no license shall be granted to conduct or operate a slaughter-house, abattoir or place where animals are slaughtered for sale for human food, unless, in the judgment of the said State board of health, the said building is so located and constructed that the business of slaughtering animals can be there conducted in a cleanly manner and without creating a nuisance.

4. Every license issued under the provisions of this act may be revoked by the Board of Health of the State of New Jersey if the requirements of this act, or of the rules and regulations established by the said board under authority herein contained, shall be violated; and every person who shall conduct or operate a slaughter-house, abattoir or place where animals are slaughtered for sale for human food in violation of the provisions of this act, or in violation of the rules and regulations herein provided for, or who shall operate or conduct any such establishment without holding a license as herein specified, or who shall conduct or operate, or shall continue to conduct or operate, a slaughter-house, abattoir or place where animals are slaughtered for sale for human food after revocation by said board of the license to conduct or operate the same, and after notice in writing of said revocation has been served on said person, shall, upon conviction thereof, be subject to a penalty of two hundred dollars.

5. All penalties prescribed by the provisions of this act shall be recovered in an action of debt by and in the name of the Board of Health of the State of New Jersey as plaintiff. The pleadings shall conform in all respects to the practice prevailing in the court in which any such action shall be instituted,

but no pleading or process shall be set aside or invalidated by reason of any formal or technical defects therein if the same contain a statement of the nature of the alleged violation and of the section of the act alleged to have been violated.

6. When judgment shall be rendered against any defendant other than a body corporate execution shall be issued against his goods and chattels and body without any order of the court first had and obtained. If the officer executing any such writ shall be unable to find sufficient goods and chattels of said defendant in his bailiwick to make the amount of said judgment, he shall take the body of the said defendant and deliver him to the keeper of the common jail of said county, there to be detained until discharged by the court in which said judgment was obtained, or by one of the justices of the Supreme Court when such court or justice shall be satisfied that further confinement will not result in the payment of the judgment and costs. In case judgment shall be rendered against a body corporate execution shall be issued against said body corporate as in other actions of debt. All penalties collected under this act shall be paid into the treasury of the State of New Jersey.

7. Whenever any person shall violate any of the provisions of this act it shall be lawful for the State board of health, either before or after the institution of proceedings for the collection of the penalty imposed by this act for such violation, to file a bill in the Court of Chancery in the name of the State at the relation of such board for an injunction to restrain such violation, and for such other or further relief in the premises as the Court of Chancery shall deem proper, but the filing of such bill, nor any of the proceedings thereon, shall not relieve any party to such proceeding from the penalty or penalties prescribed by this act for such violation.

Combined Sanitary Districts.—The act of 1906 provides for the joint employment by two or more sanitary districts of one health officer, and this arrangement offers opportunity to secure the services of a superior official, and diminishes the cost of good service. A highly-qualified man could thus be paid a sufficient sum to enable him to devote his entire time to the work, and he could give personal supervisions to all conditions affecting the public health in several small adjoining municipalities, and also in adjacent townships. This arrangement is now on trial to a limited extent and the outcome will be observed with interest.

Quarantine and Disinfection.—Questions having no relation to the value of disinfection and relating only to the payment of the cost of labor and materials employed have recently arisen, and it is desirable that there shall be a clear understanding of the law bearing upon this subject and that uniformity shall prevail throughout the State in the application of the principles which should govern local boards of health in the enforcement of isolation restrictions and the disinfection of infected apartments.

Under authority contained in paragraph 3 of section 12 of chapter 68 of the laws of 1887, local boards of health are empowered to make and enforce ordinances to prevent the spreading of dangerous communicable diseases, and paragraph 13 of the same section provides that ordinances may be made to cause infected persons to be removed and to cause infected premises to be disinfected. In progressive localities the ordinances which have been adopted for the purpose of isolating the sick and for the purification of infected apartments correspond very closely, and an examination of the law will show that no procedure for these purposes is lawful unless it is prescribed by ordinance, rule or regulation, nor unless said rule, regulation or ordinance is closely adhered to. All notices of domestic quarantine should be in writing, and they should be personally served upon one or more of the parties affected by the terms of the notice, or they may be posted upon a prominent part of the quarantined building. Letter-book copies of all such notices should be preserved in the office of the board. Written notices of the termination of the period of quarantine should be sent to the householder or other proper person. In cases where the patient or his guardian makes demand for supplies of food, fuel, medical attendance, nursing, &c., it is advisable to offer removal to hospital or other suitable place, and to reach an agreement that if the infected person elects to remain in his own dwelling, then no payments for attendance and maintenance will be allowed by the city. If, however, it should become necessary for the effectual isolation of the patient to cause his removal from his home, then all expenses connected with the care of the case should be paid from the public treasury. If disinfection of private property is deemed necessary by the board of health it should never be entrusted to persons who are unfamiliar with the effects of the materials which are employed, and all responsibility for its efficiency and for the suitability of the measures adopted in each case should rest upon the board or its authorized agents. The general practice is to cause this work to be done at public expense, and there is reason to believe that payment for services of this character could not be legally enforced against the householder.

Conference of State and Local Boards of Health.—The second annual conference of State and local boards of health was held in

the State House, Trenton, October 25th. About one hundred delegates were present, and the meeting proved to be of great interest. A report of the proceedings is published on subsequent pages of this volume. The act of 1903 providing for the improvement of the local sanitary inspection service, and the act of 1906 making provision for an annual gathering of representatives of the boards of health of the State, promise, more than any previous acts of the legislature, to raise the standard of sanitary administration in municipalities and townships, and to secure a greater degree of uniformity in the measures officially employed to promote the public health.

Milk.—The effort to improve the quality of the milk sold in New Jersey began with the enforcement of the act approved March 25th, 1881, and the inspection which was then performed was directed solely against the reduction of the commercial value of milk by the addition of water and removal of the cream.

The act of 1901 repealed the previous acts relating to food and drugs, abolished the office of dairy commissioner, and placed the supervision of the sale of milk in the hands of the State board of health. Measures to prevent the sale of unclean and contaminated milk were adopted and the inspection of dairies was undertaken. Laboratory analyses of milk for the detection of adulteration by the addition of preservatives, removal of cream and addition of water were actively conducted, and the collection of penalties increased in proportion to the number of samples collected, but especial attention was paid to conditions on dairy premises, to the collection, handling and cooling of the milk, its transportation and distribution to consumers.

The temptation to sell water for milk and to abstract cream is so strong in the case of unprincipled dealers that inspections to prevent commercial frauds in the sale of milk will always be required, but very much more important is the necessity of close supervision over the practices of some of the slovenly persons who handle the milk. The purity of the water-supply of dairies, creameries and places where milk is retailed; the effectual cleansing of utensils and containers; the immediate cooling of the milk to a temperature of fifty degrees Fahrenheit or less, and keeping it at this temperature until it is sold, and the distribution of the milk in a cleanly manner and before it becomes stale, are the

precautions which are entitled to first consideration. Over 1,500 records of inspections of dairy premises have been filed in the office of the board, and in a majority of these cases reinspections, sometimes several reinspections, have been made. Letters to dairymen drawing attention to defects and suggesting improvements, are sent in cases where the reports show that unsanitary conditions exist, and copies of these letters are, in some instances, sent to the local health board of the district in which the dairy is situated, and sometimes also to the local board in the locality where the milk is sold. Circular 116 has been widely distributed among milk producers and dealers. The blank forms for reports of inspections of dairies have undergone several modifications, and the following is in use at present:

RECORD OF DAIRY INSPECTION.

(Date.) 1. Tenant, owner (Name of dairyman and P. O. address). 2. (Location of dairy. Township and county.) 3. Number of cows. 4. Number milking. 5. Breed. 6. State of health. 7. In good flesh? 8. Have cows been tuberculin tested? 9. Ever examined? 10. By whom? 11. Date of last examination. 12. Were cows in a cleanly condition at time of inspection? 13. Are cows turned out for sun and air in winter? 14. Cows pastured? 15. Sources of water-supply for watering stock. 16. Sources of water-supply for washing cans, bottles and utensils. 17. Distance of well or spring from stable. 18. From manure pile. 19. Distance from privy vault. 20. Distance from other sources of contamination. 21. Is well apparently liable to contamination? 22. Was sample of water taken for analysis? 23. Marks. 24. Location of well from which sample was taken. 25. Size of stable. 26. Cubic feet per cow. 27. Number and size of windows. 28. How is stable ventilated? 29. Material, construction and drainage of floor. 30. Condition and drainage of stable yard. 31. Location of manure pile. 32. Was stable clean at time of inspection? 33. Are side walls, ceilings and ledges kept free from cobwebs and dust? 34. Construction of ceiling and side walls. 35. When last lime-washed? 36. Quantity of milk produced daily. 37. Are milkers' hands washed before milking? 38. Are clean garments put on? 39. Udders of cows cleaned? 40. How? 41. Location of milkhouse. 42. Construction of milkhouse floor. 43. How is milkhouse lighted and ventilated? 44. Is milkhouse kept clean? 45. Is milk cooled? 46. How? 47. How long after milking? 48. To what temperature? 49. Is milk bottled? 50. How long after cooling? 51. Where is milk bottled? 52. Where is milk stored? 53. How long is milk stored before being shipped? 54. Source of ice-supply. 55. How and where are utensils washed and dried? 56. Utensils clean? 57. Any appliances for sterilizing cans, bottles, pails and dippers? 58. If shipped, to whom, and where? 59. Where is milk retailed? 60. Quarts retailed from cans. 61. Quarts sold in bottles. 62. Ever run short? 63. If so, where is supply obtained? 64. How many persons handle the milk? 65. All in good health? 66. Date of last sickness among persons on dairy premises. 67. Diseases.

SCORING RECORD.

<i>Cows.</i>	<i>Perfect.</i>	<i>Milkhouse—(Con.)</i>	<i>Perfect.</i>	
Condition (2)	} 10	Cleanliness	5	
Health (8)		Care and cleanliness of utensils	5	
Cleanliness		5	Water-supply (Temp....°F.),	5-20
Water-supply	5-20			
<i>Stables.</i>				
Construction	5	<i>Milkers and Milking.</i>		
Cleanliness	5	Health of attendants	5	
Light	5	Cleanliness of milking	10-15	
Ventilation (4)	} 7	<i>Handling of Milk.</i>		
Cubic space per cow (3)		7	Prompt and efficient cooling..	10
Removal of manure (2)	} 3-25	(Temperature of milk:—°F.),	5	
Stable yard (1)		3-25	Storing at a low temperature, Protection during transportation	5-20
<i>Milkhouse.</i>				
Location (1)	} 5	Total score	100	
Construction (2)		5		
Equipment (2)		5		

Signature of Inspector.....

GUIDE FOR SCORING.

<i>Cows—Condition and healthfulness.</i> —Deduct 2 points if in poor flesh and 8 points if not apparently free from disease.....	10
<i>Cleanliness.</i> —Clean, 5; good, 4; fair, 2; bad, 0.....	5
<i>Water-supply</i> —If from safe source and unpolluted, 5; fair, 3; otherwise, 0.....	5
<i>STABLES—Construction.</i> —For cement floor in good condition allow 2 points; fair, 1; poor, 0; wood floor or other material in good condition, 1; fair, ½; poor, 0; good tie, ½.....	
<i>Cleanliness.</i> —If thoroughly clean, including floor, windows and ceilings and side walls, 5; good, 4; medium, 3; fair, 2; poor, 1; bad, 0.....	5
<i>Light.</i> —Four square feet of glass per 600 cubic feet, 5; 1 point off for each 20 per cent. less than 4 square feet per cow.....	5
<i>Ventilation.</i> —Good provision for ventilation, 4; fair, 3; poor, 2; bad, 0.....	4
<i>Cubic space per cow.</i> —If 500 cubic feet or over per cow, 3; less than 500 and over 400, 2; less than 400, 0.....	3
<i>Removal of manure.</i> —Hauled to field daily, 2; removed at least 30 feet from stable, 1; otherwise, 0.....	2
<i>Stable yard.</i> —In good condition, ½; well drained, ½; otherwise, 0.....	1

MILKHOUSE—Construction. —Tight, sound floor, and not connected with any other building, well lighted, well ventilated, 2; if connected with another building under good conditions, 1; otherwise, 0; if no milkhouse, 0.....	2
Equipment. —Hot water for cleaning utensils, 1; cooler, 1; proper pails and strainers used for no other purposes, 1.....	3
Cleanliness. —Interior clean, 5; good condition, 4; medium, 3; fair, 2; poor, 1; bad, 0.....	5
Care and cleanliness of utensils. —Clean, 3; kept in milkhouse or suitable outside rack, 2; otherwise, 0.....	5
Water-supply. —If pure and clean running water, 5; pure and clean still water, 3; otherwise, 0.....	5
MILKING—Attendants. —Healthy, 5; otherwise, 0.....	5
Cleanliness and milking. —Clean milking suits, milking with clean dry hands, and attention to cleanliness of udder and teats while milking, 10; no special suits, but otherwise clean, 7; deduct 3 points for uncleanly teats and udder and 4 points for uncleanly hands.....	10
HANDLING THE MILK—Prompt and efficient cooling. —If prompt, 5; if 50° F. or under, 5; over 50° and not over 55°, 4; over 55° and not over 60°, 3; over 60°, 0; if neither prompt nor efficient, 0.....	10
Storing at low temperature. —If 50° F. or under, 5; over 50° and not over 55°, 4; over 55° and not over 60°, 3; over 60°, 0.....	5
Protection during transportation to market. —If thoroughly protected (iced), 5; good protection, 4; partly protected, 2; otherwise, 0.....	5
SCORE. —If total score is 90 or above and each division 85 per cent. perfect or over, the dairy is <i>Excellent</i> .	
If total score is 80 or above and each division 75 per cent. perfect or over, the dairy is <i>Good</i> .	
If total score is 70 or above and each division 65 per cent. perfect or over, the dairy is <i>Fair</i> .	
If total score is below 70 and any division is below 65 per cent. perfect, the dairy is <i>Poor</i> .	

Commercial pasteurization of milk for the purpose of prolonging the period during which it will remain salable has recently been widely adopted in New Jersey, and its disadvantages have already appeared. The demand on the part of creamerymen and milk dealers for cleanly conditions on dairy premises is less urgent than formerly, for the keeping qualities of the milk can now be increased by passing the milk through the heating apparatus, and therefore one of the strongest aids in the effort to obtain improvements on dairy premises has been in part withdrawn. "By heating the milk the beneficent bacteria are destroyed, while noxious bacteria may be preserved to proliferate later, and, moreover, chemical changes of an undesirable character are produced in milk

by heat. Commercially pasteurized milk should be prohibited by law or ordinance unless the process is under official control."¹

Experience has shown that the provisions of chapter 126 of the laws of 1903, which are intended to prevent the use of polluted water on dairy premises for washing milk cans, bottles and utensils, is not well adapted to the purpose for which it is designed. This act fixes a penalty for the use of the polluted water, but the evidence necessary to secure a conviction requires testimony to show that the water used is actually taken from the polluted source, and such evidence can rarely be obtained by ordinary methods. In cases where the dairyman denies that he is taking water from the polluted well the inspector is compelled to resort to detective practices and to suddenly appear, with his witness, when the water is being used in violation of the law. He must not only see it used, but he must see it collected from the polluted well. To get evidence of this character is not only extremely difficult, but usually impossible, and in the efforts to obtain it much valuable time is necessarily expended. It is therefore desirable that a change be made in the law which will provide that polluted wells on dairy premises, where milk is produced for sale, shall be filled with clean earth and abandoned as sources of water-supply, and to require that all other sources of polluted water supplied on dairy premises or in shops or depots where milk is sold shall be cut off. Very great improvement in the degree of cleanliness with which the business of collecting and distributing milk is conducted has resulted from the inspection of dairies and the communications which have been sent to dairymen, and it will unquestionably be advisable to continue this work. Thus far these inspections have been made from time to time, as opportunity has permitted, by the assistant inspectors of food, but the value of the service which has been rendered has shown that the public interests will be promoted by providing additional inspectors who will devote their entire time to this duty.

At a meeting of the State board of health, held May 21st, 1907, the following resolutions were adopted:

¹ *Journal A. M. A.*, September 21st, 1907.

"WHEREAS, The inspection of dairies in New Jersey for the purpose of preventing the sale of milk from diseased animals, and to secure improvement of defects which may be observed in the water-supply, the construction, ventilation, lighting and drainage of cow stables and milkhouses, and for the establishment of a high standard of cleanliness in the collection and handling of milk, has been continuously performed under the direction of this board during the past twelve years, and records of these inspections are now on file in this office.

"WHEREAS, The reports of these inspections have been followed by letters of advice to the owner or tenant where conditions on dairy premises have been found defective, and as a result of these measures improvements have been made in many localities in the conditions under which milk is produced and distributed.

"WHEREAS, The commissioner of health of the city of New York has stationed one of his agents in Sussex county, New Jersey, and said agent has, for several months, been engaged in the inspection of the dairies from which milk is shipped to New York City, many of these inspections being duplications of work already performed by the inspectors of this board.

"WHEREAS, It has been found that the methods employed in the inspection of dairies in New Jersey, under the system adopted by the commissioner of health of New York City, is strongly at variance with that which is authorized by the laws of this State, and consequently there has arisen much dissatisfaction among dairymen because of arbitrary requirements from the New York agent, often in opposition to the suggestions which are sent out under the direction of this board.

"WHEREAS, On two occasions a personal interview has been had by a representative of this board with the health commissioner of New York City, and he has been informed that if a list of the dairies in New Jersey from which milk is shipped to New York is provided reports of conditions on said dairy premises will be immediately and also periodically supplied for the information of the sanitary authorities of said city, and in a letter addressed to said authorities, dated February 5th, 1907, the following appears: 'If you will send to us a list of the dairies in New Jersey, concerning which your department desires information, we will be glad to cause inspections to be made in all cases where recent records are not now on file in this office and furnish the desired information. * * * If at any time it is desired by your department that the information furnished by us shall be verified by an officer or agent from your city we shall be glad to cause one of our inspectors to meet your representative in order that they may go over the work together. Upon receipt of the list above referred to we will at once begin the collection of the information which you desire.'

"Resolved, That this board hereby again states its intention to continue to cause inspections and reinspections to be made of all dairy premises in New Jersey from which milk is shipped to the city of New York, and to furnish upon request records of these inspections for the information of the health authorities of said city.

"Resolved, That we hereby again request that hereafter all dairy inspections in New Jersey which are conducted by any agent of the health commissioner of the city of New York shall be performed only when accompanied by an officer or inspector of this board."

Very respectfully,

HENRY MITCHELL,

Secretary.

List of Sanitary Districts.

With Names and Addresses of Officers and Members.

CITIES.

Asbury Park, Monmouth County; population, 4,526. Members and Officers—Theodore H. Beringer, President; David W. Sexton, George F. Wilbur, M.D., Asher S. Burron, Harry C. Millar, Joseph H. Bryan, M.D., William C. Weeden, Samuel A. Patterson, Attorney; B. H. Obert, Secretary, Registrar and Health Officer; Thomas J. Duffield, Inspector; Harry R. Ingalls, Inspector; Miss Sadie H. Layton, Clerk.

***Atlantic City, Atlantic County;** population, 37,593. Members and Officers—M. LeRoy Somer, M.D., Secretary.

Bayonne, Hudson County; population, 42,262. Members and Officers—Pierre P. Garven, President; Garret L. Post, Edward S. Benson, George T. Greenley, James Knight, J. H. Mahuken, John Gottko, James D. Bord, Secretary; John T. Connolly, Health Inspector; H. S. Winterhalter, Sanitary Inspector; Frederick Wilson, Inspector.

***Belvidere, Warren County;** population, 1,869. Members and Officers—F. P. Lefferts, M.D., Secretary.

Beverly, Burlington County; population, 2,258. Members and Officers—R. P. Haines, President; B. F. Soby, M.D., Berten Kiple, George Smith, Charles Parsons, Jr., W. S. Fenimore, Clerk and Registrar; George T. Tracy, M.D., Inspector.

Bordentown, Burlington County; population, 4,073. Members and Officers—Samuel E. Burr, President; Samuel R. Magee, David R. Brown, Edwin L. Thompson, Wm. H. Shippis, M.D., Wm. M. Kester, Clerk; Harry W. Kunzi, Registrar; Amos P. Thorn, Inspector.

***Bridgeton, Cumberland County;** population, 13,624. Members and Officers—Jacob B. Jones, Secretary.

Burlington, Burlington County; population, 3,028. Members and Officers—J. B. Cassady, M.D., President; Franklin S. Carter, Wm. C. Farner, Neal D. Keeler, Wm. R. Schuyler, Thomas S. Mooney, Clerk and Registrar; M. W. Newcomb, M.D., Inspector.

Camden, Camden county; population, 82,912. Members and Officers—M. K. Mines, M.D., President; M. F. Middleton, M.D., E. W. Collins, H. H. Davis, M.D., R. H. Gaskill, Wm. I. Kelchmer, M.D., S. G. Bushey, M.D., Eugene B. Roberts, Clerk; I. V. Bradley, Registrar; John F. Leavitt, M.D., Inspector; Henry B. Francis, Inspector; Jos. A. Starr, Inspector; A. T. Sellers, Inspector; G. H. Robinson, Inspector.

Cape May, Cape May County; population, 3,006. Members and Officers—A. L. Leach, M.D., President; George Lovett, Robert S. Hand, Samuel F. Eldredge, Wm. Porter, Clerk; V. M. D. Marcy, M.D., Inspector.

Dover, Morris County; population, 6,353. Members and Officers—Eustice F. Rudine, President; S. B. Johnson, M.D., Edward Jenkins, A.

* No report received.

W. Condict, M.D., J. H. C. Hunter, Clerk and Registrar; John G. Taylor, Inspector.

East Orange, Essex County; population, 25,175. Members and Officers—Roger H. Butterworth, President; Frank B. Lane, M.D., Charles M. Matthews, H. L. De Nourie, Harvey Mott, F. W. Lockwood, M.D., Clerk; Lincoln E. Rowley, Registrar; Edward W. Lindsley, Inspector; Wm. T. Bowman, Health Officer.

Egg Harbor, Atlantic County; population, 2,280. Members and Officers—August A. Breder, President; Henry G. Regensburg, Henry Otts, Valentine P. Hofmann, Clerk and Registrar; J. U. Elmer, M.D., Inspector.

Elizabeth, Union County; population, 60,509. Members and Officers—John W. Whelan, President; L. R. Brown, M.D., J. L. Bauer, J. S. Green, M.D., H. R. Livengood, M.D., S. T. Quinn, M.D., A. Stern, M.D., John F. Kenah, Clerk and Registrar; L. J. Richards, Inspector; P. J. Connell, Inspector; Henry Toole, Inspector.

Englewood, Bergen County; population, 7,922. Members and Officers—William C. Tucker, President; Charles A. Bogert, F. C. Bradner, M.D., R. A. Sheppard, M.D., Gilliam D. Bogert, Clerk and Registrar; Irving Middleton, Inspector.

Gloucester City, Gloucester County; population, 8,055. Members and Officers—George W. Turner, President; J. Alonzo Beek, M.D., John Kandle, Harlan S. Miner, Charles E. Rang, Harry Reeves, Carlos B. Allen, Clerk; George C. Wynkoop, Registrar; Duncan W. Blake, M.D., Inspector.

Hackensack, Bergen County; population, 11,098. Members and Officers—Lemuel Lozier, President; Peter Xylander, E. B. Walden, F. W. Smith, Charles F. Stephens, John Klauer, J. G. Ackerson, Secretary; F. S. Hallett, M.D., Health Officer; Robert Ballagh, Inspector; A. C. Hart, Counsel.

Hoboken, Hudson County; population, 65,468. Members and Officers—E. T. Steadman, President; D. Van Weak, Israel Weiman, D. B. Pindar, Joseph Tucker, Clerk and Registrar; Antonio Granelli, Health Inspector; John Marnell, Plumbing Inspector.

Jersey City, Hudson County; population, 232,699. Members and Officers—F. E. Lambert, M.D., President; J. H. Finnerty, M.D., Norman L. Rowe, M.D., Wm. Delaney, Joseph A. Sprouls, Henry Hilton, Seth A. Chester, J. Morgan Jones, M.D., Henry Smellie, Clerk; Thomas H. Giblin, Registrar.

Lambertville, Hunterdon County; population, 5,916. Members and Officers—George L. Romine, M.D., President; A. D. Anderson, William R. Bowne, Edward W. Closson, M.D., John Cooney, Harry K. Kramer, James H. Reynolds, Clerk and Registrar; John L. Coryell, Inspector.

Long Branch, Monmouth County; population, 12,133. Members and Officers—John W. Bennett, M.D., President; L. Rothenberg, B. D. Woolley, John L. Price, Wm. T. Burke, Jos. T. Welch, M.D., Edward B. Blaisdell, Clerk and Registrar; James Milmore, Inspector; M. C. Burns, Plumbing Inspector.

Millville, Cumberland County; population, 11,884. Members and Officers—L. H. Hogate, Secretary.

Montclair, Essex County; population, 16,370. Members and Officers—M. N. Baker, President; Richard P. Francis, M.D., Levi W. Halsey, M.D., Herbert M. Lloyd, J. N. Holton, Secretary; Chester H. Wells, Health

* No report received.

Officer and Registrar; J. G. Foose and J. L. Ebbels, Sanitary Inspectors; David H. Baldwin, Chemist; Edwin B. Goodell, Attorney.

Morrisstown, Morris County; population, 12,146. Members and Officers—John Rosevear, President; Isaac R. Pierson, John R. Burr, O. N. Hughson, James Douglas, M.D., David H. Wilday, Clerk and Registrar; Robert S. Van Dyke, Inspector; John Beibey, Inspector; E. A. Quayle, Counsel.

Newark, Essex County; population, 283,289. Members and Officers—H. C. H. Herold, M.D., President; W. S. Disbrow, M.D., J. T. Wrightson, M.D., L. L. Davenport, J. W. Dobbins, L. E. Hollister, M.D., J. R. Rutan, G. R. Kent, M.D., I. Rolfe Denman, J. B. Wood, Jas. F. Connelly, Registrar; David D. Chandler, Health Officer.

New Brunswick, Middlesex County; population, 23,133. Members and Officers—Fred. B. Kilmer, President; Geo. B. Rule, A. L. Smith, M.D., Prof. F. C. Van Dyck, Irving Cronk, M.D., Benjamin Guttman, M.D., Secretary and Inspector; James Morrison, Registrar.

Orange, Essex County; population, 26,101. Members and Officers—G. H. Richards, M.D., President; Thomas C. Colt, D. W. Poor, M.D., L. B. Clark, James Kane, John T. Davis, O. S. Williams, Eugene H. Sullivan, Secretary; Willet B. Gano, Registrar; Richard Savage, Inspector; Thomas F. Harris, Plumbing Inspector.

Passaic City, Passaic County; population, 37,837. Members and Officers—Ernest Remig, President; John J. Slater, James A. Hanlon, Anton L. Petterson, Bernard G. Volger, Rob't R. Armstrong, Wm. B. Davidson, Clerk and Plumbing Inspector; Geo. F. Grear, Registrar; Hiram Williams, M.D., Health Officer; J. Payne Low, Veterinary Inspector.

Paterson, Passaic County; population, 111,529. Members and Officers—John R. Hurley, President; James F. Briody, M.D., Andrew F. McBride, M.D., Wm. McKeon, Franklin Van Winkle, James P. McNair, Clerk; Chas. S. Gall, Registrar; J. Alex. Brown, M.D., Health Inspector; Wm. S. Green, M.D., Wm. H. Lowe and James Fitzpatrick, Sanitary Inspectors; Wm. H. MacDonald, Plumbing Inspector.

Perth Amboy, Middlesex County; population, 25,895. Members and Officers—Charles M. MacWilliam, Secretary.

Phillipsburg, Warren County; population, 13,325. Members and Officers—Joseph Pfeiffer, President; A. Williston, M.D., P. F. Haggerty, M. T. Lynch, Frank Coyne, Daniel Zeigler, Frank Knesdler, Clerk and Registrar; Howard R. Carey, Inspector; B. C. Frost, Attorney.

Plainfield, Union County; population, 18,468. Members and Officers—B. V. Hedges, M.D., President; F. W. Dunn, Chas. H. Dunham, William C. Kinney, T. S. Davis, M.D., Secretary; Miss H. O. Mattison, Registrar; L. R. Thurlow, Health Officer; William Addis, Sr., and James O'Brien, Jr., Inspectors.

Rahway, Union County; population, 3,649. Members and Officers—Elihu B. Silvers, M.D., President; George R. Van Sant, Walter E. Cladek, M.D., Jos. G. Smith, David Armstrong, Wm. H. Randolph, Jr., G. Otto Graves, Chas. H. Lambert, Clerk and Registrar; Fred. J. Mix, Sanitary Inspector, Fred. W. Sell, M.D., Health Officer.

Salem, Salem County; population, 6,443. Members and Officers—Warren T. Sparks, President; Charles E. Markley, Henry Chavanne, M.D., L. H. Hummel, M.D., Clinton Bowen, Clerk and Registrar; Austin T. Walton, Inspector.

Summit, Union County; population, 6,845. Members and Officers—Wm. H. Lawrence, M.D., President; James G. Ovens, Franklin D. Peale,

* No report received.

Henry B. Twombly, Allan B. Wallace, Dr. J. E. Rowe, Health Officer, Secretary and Registrar; N. M. Bullard and J. J. McGrath, Inspectors.

*Trenton, Mercer County; population, 84,147. Members and Officers—Thos. Holmes, Secretary.

Woodbury, Gloucester County; population, 4,560. Members and Officers—Wm. T. Cooper, President; S. B. Burkett, H. B. Diverty, M.D., Wm. Duffield, A. W. Cattell, Wm. A. Fisher, Arthur Starr, Secretary; Joshua Dawson, Health Inspector; T. D. Clark, Plumbing Inspector.

BOROUGHES.

Allendale, Bergen County; population, 762. Members and Officers—Wallace E. Carver, President; W. W. Pollock, W. C. Ilsley.

*Allenhurst, Monmouth County; population, 247. Members and Officers—Wm. H. Conover, Secretary.

Allentown, Monmouth County; population, 653. Members and Officers—Dr. Emly, President; Dr. Johnson, C. A. Spaulding, J. S. Robbins, Clerk; W. R. Forsythe, Registrar and Inspector.

Alpine, Bergen County; population, 448. Members and Officers—W. S. Opdyke, President, Alpine; Douglas Green, Closter; J. H. Conklin, Alpine; L. H. Tavernier, Clerk and Registrar, Alpine.

Andover, Sussex County; population, 427. Members and Officers—J. C. Clark, M.D., President; Thomas A. Decker, Samuel S. Willis, W. E. Willson, Clerk; Samuel H. Willson, Registrar.

*Anglesea, Cape May County; population, 400. Members and Officers—Geo. W. Dougherty, Secretary.

Atlantic Highlands, Monmouth County; population, 1,480. Members and Officers—H. A. Hendrickson, M.D., President; A. G. Hall, J. G. Brooks, L. D. Morrison, T. J. Emery, L. B. Morris, Thomas H. Leonard, Clerk, Registrar and Inspector.

Audubon, Camden County; population, 525. Members and Officers—Frederick Wiechard, President; James Carmen, James Yardley, Wm. Osborn, Howard Callingham, Clerk and Registrar; James Mackintosh, Inspector.

Avalon, Cape May County; population, 86. Members and Officers—John E. Peters, President; Elbert B. High, Fred. P. Canfield, Chas. B. Kates, Clerk and Registrar; Hugh H. Holmes, Inspector.

Avon, Monmouth County; population, 328. Members and Officers—Walter Harris, President; James Brighton, Monroe Newman, Frank Soffeld, H. M. Dolan, Clerk and Registrar.

*Barnegat City, Ocean County; population, 78. Members and Officers—Alfred W. Brown, Borough Clerk.

*Bay Head, Ocean County; population, 278. Members and Officers—Julius Foster, Assessor.

Beach Haven, Ocean County; population, 301. Members and Officers—John T. Fox, President; Thos. E. Gifford, Thomas Cale, W. F. Beer, Clerk; Thomas A. Gavin, Registrar and Inspector.

Belmar, Monmouth County, population, 1,089. Members and Officers—Harry E. Snow, M.D., President; Wm. M. Bergen, Cyrus B. Honce, Frank P. Philbrick, Fred. M. Davison, Charles C. Wood, George G. Titus, Charles O. Hudnut, Clerk and Registrar; Wm. A. Robinson, Inspector.

* No report received.

Bergen Fields, Bergen County; population, 1,095. Members and Officers—Malcolm L. Birnie, President; William B. May, W. B. Van Saun, M. J. Pratt, John J. Huyler, Registrar and Secretary.

Bogota, Bergen County; population, 522. Members and Officers—John McNaughton, President; Henry Wehrnaker, R. B. Lord, Peter Bogart, Jr., John F. Hill, Clerk; H. P. Ross, Registrar; M. G. Theurit, Inspector.

Bound Brook, Somerset County; population, 3,389. Members and Officers—R. H. Brokaw, President; C. R. P. Fisher, M.D., George Stryker, W. S. Negus, Clerk; Chas. McNabb, Registrar.

Bradley Beach, Monmouth County; population, 1,037. Members and Officers—A. W. Allen, President; W. Hallmeyer, A. I. Jones, C. F. Burney, Clerk and Registrar; Geo. W. Bostick, Inspector.

*Branchville, Sussex County; population, 591. Members and Officers—E. S. Dalrymple, M.D., Secretary.

*Brigantine, Atlantic County; population, 95. Members and Officers—J. A. Price, Registrar.

Butler, Morris County; population, 2,188. Members and Officers—Geo. C. Coates, M.D., President and Inspector, Butler; Edmond P. Smithyman, Butler; Rudolph Gunter, Butler; Allen Looker, Registrar, Bloomingdale; Dr. Samuel K. Owen, Secretary, Butler.

*Caldwell, Essex County; population, 1,670. Members and Officers—Isaac E. Baldwin, Secretary.

*Cape May Point, Cape May County. Members and Officers—Lafayette Miller, Registrar.

Carlstadt, Bergen County; population, 3,100. Members and Officers—Frank Hoffmann, President; Ernst F. Sickenberger, Charles Lonz, Herman Foth, Secretary and Registrar; Charles Schmidt, Inspector.

Chatham, Morris County; population, 1,554. Members and Officers—Jos. H. Conklin, President; Walter V. Sayre, Joseph E. Pollard, M.D., J. Thomas Scott, D. H. Crawford, Clerk and Registrar; John J. McCormack, Inspector.

Cheslinhurst, Camden County; population, 258. Members and Officers—James Brearey, President; Harry Horton, Clarence Glatterer, Louis Salmon, Alfonso Curado, Jacob T. Humphries, Clerk and Registrar.

Clayton, Gloucester County; population, 1,864. Members and Officers—A. G. Silver, President; D. W. Moore, Jr., N. D. Brown, J. W. Dooling, C. F. Fiesler, Secretary, Registrar and Inspector.

Cliffside Park, Bergen County; population, 2,128. Members and Officers—Charles S. Brady, M.D., President, Grantwood; Albert E. Wicks, Hudson Heights; Daniel P. Woods, Grantwood; Leonard P. Winkler, Cliffside; Robert H. Nutt, Clerk, Cliffside; J. H. Raas, Registrar, Grantwood.

Clinton, Hunterdon County; population, 830. Members and Officers—A. S. Leatherman, President; Wm. Knight, M.D., Geo. A. Hart, Clerk and Registrar; James Mulligan, Inspector; Wm. Carpenter, Inspector.

*Closter, Bergen County; population, 1,272. Members and Officers—Alfred Anderson, Registrar.

Collingswood, Camden County; population, 2,588. Members and Officers—Charles Fletcher, President, Collingswood; Wm. H. Hambrecht, Collingswood; Benj. F. Gardiner, Collingswood; Walter Patterson, Collingswood; Thomas Peacock, M.D., West Collingswood; H. B. Earnest,

* No report received.

Clerk, Registrar and Inspector, Collingswood; E. S. Sheldon, M.D., Inspector, Collingswood; C. R. Shinn, Plumbing Inspector, Collingswood; George Noakes, Inspector, Collingswood.

Cresskill, Bergen County; population, 503. Members and Officers—C. A. Lewis, President, Cresskill; J. W. Flecke, Cresskill; P. O. E. Ruhl, Cresskill; J. Diehl, Cresskill; H. V. Westervelt, Clerk, Cresskill; Geo. Y. Allaire, Registrar, Cresskill; J. B. W. Lansing, M.D., Inspector, Tenafly; C. Westervelt, Inspector, Cresskill.

Deal, Monmouth County; population, 164. Members and Officers—Chas. Fritz, President; Frederick Gerken, J. E. Dillon, Isaac C. Kiggins, Henry D. Harris, Frederick C. Weber, Clerk.

***Delford, Bergen County;** population, 841. Members and Officers—Geo. F. Moore, Secretary, Oradell.

Demarest, Bergen County; population, 480. Members and Officers—M. J. Bogert, President; C. E. Hutchinson, Geo. V. Morton, J. Lutz, Wm. Begg, Clerk and Registrar.

Dumont, Bergen County; population, 913. Members and Officers—R. D. Van Buskirk, President; V. B. Demarest, P. E. Moore, E. Stanley Clarke, Secretary and Registrar; J. E. Pratt, M.D., Inspector.

***Dunellen, Middlesex County;** population, 1,517. Members and Officers—W. S. Frederick, Clerk.

***East Newark, Hudson County;** population, 2,828. Members and Officers—

East Rutherford, Bergen County; population, 3,165. Members and Officers—P. B. S. Hodges, President; W. E. Ogden, M.D., N. Kip, George Sanders, Wm. Seeger, C. R. Wheatley, Clerk and Registrar; H. J. Harms, Inspector.

***Edgewater, Bergen County;** population, 1,392. Members and Officers—George A. Carleton, Secretary and Registrar.

Elmer, Salem County; population, 1,219. Members and Officers—C. W. Hann, President; J. B. Conover, M.D., M. F. Riley, J. M. Garrison, I. B. Reeves, D. P. Dare, Clerk; Hiram Van Meter, Registrar.

***Englewood Cliffs, Bergen County;** population, 266. Members and Officers—John G. Ropes, Registrar, Fort Lee.

***Englishtown, Monmouth County;** population, 416. Members and Officers—E. T. Reid, Registrar.

Essex Fells, Essex County; population, 393. Members and Officers—W. M. d'Espard, President; C. E. Leach, W. F. Oakes, J. C. Sprigg, F. Byrne Ivy, Clerk and Registrar; B. C. Kent, Inspector.

Etna, Bergen County; population, 681. Members and Officers—Jay W. Watkins, President; Frederick A. Maul, Harry I. Angell, Clerk and Registrar.

Fairview, Bergen County; population, 1,693. Members and Officers—Charles Sedore, President; Wm. Wingerath, John S. Tracy, C. M. Driggs, Clerk; John Bush, Registrar.

***Fanwood, Union County;** population, 445. Members and Officers—Burton P. Hall, Secretary.

Farmingdale, Monmouth County; population, 399. Members and Officers—Wm. R. Kinmouth, M.D., President; Henry Matz, G. C. Megill, Frank P. Van Note, Clerk and Registrar.

Fieldsboro, Burlington County; population, 451. Members and Officers—Samuel Church, President; Wm. H. Errickson, Walter Griffiths, William

* No report received.

Leatherbury, Clerk; George W. Carman, Registrar; Robert Bignall, Inspector.

***Florham Park, Morris County;** population, 803. Members and Officers—W. A. Hehn, Clerk, Chatham.

Folsom, Atlantic County; population, —. Members and Officers—George W. Cowden, President; John C. Eby, Clerk.

Fort Lee, Bergen County; population, 3,433. Members and Officers—Jas. F. Sheehan, President, Fort Lee; Peter Cella, Fort Lee; Edward Cavanah, Fort Lee; Gerome Sardi, Fort Lee; Ferdinand Knorz, Fort Lee; R. H. Morrow, Clerk and Registrar, Coytesville; Max Wylar, Inspector, Fort Lee.

Frenchtown, Hunterdon County; population, 975. Members and Officers—Chas. B. Salter, President; W. S. Dalrymple, Martin F. Bellis, Isaac W. Quick, Edwin W. Moore, Clerk.

***Garfield, Bergen County;** population, 5,092. Members and Officers—P. J. Scanlan, Registrar.

***Garwood, Union County;** population, 564. Members and Officers—Chas. D. Costleigh, Clerk.

***Glen Ridge, Essex County;** population, 2,062. Members and Officers—H. K. Benson, Secretary.

***Glen Rock, Bergen County;** population, 773. Members and Officers—Peter Van Winkle, Secretary and Registrar, Ridgewood.

Haddonfield, Camden County; population, 3,466. Members and Officers—Wm. J. Boning, President; Charles Hillman, Stanley Rusk, Walter H. Smith, M.D., Wm. H. Harrison, Clerk and Registrar; Edward F. Magill, Inspector.

Haddon Heights, Camden County; population, 654. Members and Officers—George W. Waters, M.D., President and Inspector; Edward Jenks, M. C. Anderson, W. M. Pollock, Secretary; Wm. Key, Registrar.

Harrington Park, Bergen County; population, 283. Members and Officers—C. Friend, President; J. F. Gleason, A. E. Taylor, Cornelius G. Eckerson, Clerk.

Hasbrouck Heights, Bergen County; population, 1,650. Members and Officers—G. J. Elwood, President; H. B. Vannote, John G. Martin, W. F. De Voy, Clerk and Registrar; S. V. Morris, M.D., Inspector.

Haworth, Bergen County; population, 400. Members and Officers—Henry E. Crocker, President; E. H. Schuyler, M. Dieck, A. Martmot, W. T. McCulloch, Henry F. Copeland, Clerk and Registrar.

Hawthorne, Passaic County; population, 2,570. Members and Officers—Paul Wieland, President, Hawthorne; F. D. Garrison, Hawthorne; C. D. Petry, Hawthorne; Bruce Beveradge, North Paterson; J. G. Whitaker, Clerk, Hawthorne; W. E. Thompson, Registrar, Hawthorne; A. B. Vanderbeek, M.D., Inspector, Paterson.

Helmetta, Middlesex County; population, 575. Members and Officers—Arthur H. Clemons, President, Helmetta; Clarence M. Thorn, Helmetta; John A. Johnson, Helmetta; Andrew A. York, Helmetta; Rob't J. Franklin, Clerk, Helmetta; Edward M. Clemons, Registrar, Helmetta; Jos. Denelsbeck, M.D., Inspector, Spotswood.

High Bridge, Hunterdon County; population, 1,332. Members and Officers—P. H. Murray, President and Registrar; M. F. Apgar, Samuel Tait, John L. Phillips, Clerk; W. C. Alpaugh, M.D., Inspector.

* No report received.

Highland Park, Middlesex County; population, 714. Members and Officers—Wm. E. Burns, President; Joseph T. Dunham, John Beekman, A. W. F. Mueller, Peter F. Senker, Charles Nourse, Clerk.

Highlands, Monmouth County; population, 1,275. Members and Officers—Henry Fraizer, President; Dr. Oppferman, Granden Johnson, Fletcher Hagerman, S. Liming, Clerk and Registrar; Alex. Weaver, Inspector

***Hightstown, Mercer County;** population, 2,093. Members and Officers—Frank V. Jemison, Registrar.

Holly Beach, Cape May County; population, 1,327. Members and Officers—Carl A. Haswin, President; William A. Shaw, Treasurer; Forrest B. Long, Clerk and Registrar; Eben Yenny, Sanitary Inspector; M. T. Lummis, M.D., Inspector.

Hopatcong, Sussex County; population, 125. Members and Officers—Lewis S. Pilcher, M.D., President, Landing; John Aldred, Landing; T. B. Atterbury, Landing; Dwight B. Smith, Landing; Theo. A. K. Gessler, Clerk and Registrar, Landing; Sherborne V. Damerall, Inspector, Landing.

Hopewell, Mercer County; population, 984. Members and Officers—R. P. Millier, M.D., President; John H. Merz, Hugh A. Smith, William H. Hart, Dr. Robert Zulauf, Clerk and Registrar.

***Island Heights, Ocean County;** population, —. Members and Officers—

***Junction, Hunterdon County;** population, 974. Members and Officers—E. E. Ridde, Clerk.

Kenilworth, Union County; population, —. Members and Officers—Christopher C. Wilbur, President; James Russel, Joseph Gow, Percival McMurtry, Ernest Dellar, Charles Kneedson, Clerk.

***Lavalette, Ocean County;** population, 22. Members and Officers—A. G. Fischer, Registrar.

Leonia, Bergen County; population, 1,041. Members and Officers—Henry R. Goesser, President; John Boyd, H. M. Thompson, Clerk and Registrar; J. T. Wyckoff, M.D., C. W. Mooney and A. D. Bogert, Inspectors.

***Linden, Union County;** population, 403. Members and Officers—Joseph B. McDonough, Clerk.

***Linwood, Atlantic County;** population, 503. Members and Officers—James Farish, Secretary and Registrar.

Little Ferry, Bergen County; population, 1,772. Members and Officers—Joseph Kavrick, President; Frank Novak, John Kavrick, Louis Brauer, Clerk and Registrar; John A. Dair, Inspector.

Lodi, Bergen County; population, 2,793. Members and Officers—Anthony De Ward, President; Walter H. Amerman, John Verhoeve, Jacob Van Hook, Clerk and Registrar; Henry H. Brevoort, M.D., Inspector.

Longport, Atlantic County; population, 133. Members and Officers—Thomas D. Sullivan, President; J. Percy Remington, Bolton E. Steelman, Wilton D. Jackson, E. Fullerton Cook, Secretary and Registrar.

Madison, Morris County; population, 4,115. Members and Officers—I. N. Van De Water, M.D., President; F. Seward, M.D., A. G. Evans, Samuel Brant, C. E. Cook, Clerk and Registrar; S. Fred. Burnett, Inspector.

Manasquan, Monmouth County; population, 1,636. Members and Off-

* No report received.

cers—A. Howell Miller, President; Ralph D. Bush, Alonzo Mount, M. R. Mulford, Robert M. Marks, Secretary, Registrar and Inspector.

Matawan, Monmouth County; population, 1,479. Members and Officers—Wm. Hardwick, President; I. T. Rue, John F. Lisk, A. J. Jackson, M.D., Wm. Rodgers, Clerk and Registrar; J. Wm. Maggs, Inspector.

Maywood, Bergen County; population, 687. Members and Officers—C. E. Breckenridge, President; Henry Heck G. Berroyer, Joseph H. Burr, G. M. Fetzer, Clerk and Registrar; Alex. Grassick, Inspector.

Merchantville, Camden County; population, 1,632. Members and Officers—F. W. Kleinz, President; A. H. Moses, J. E. Vankirk, J. W. Lawrence, M.D., John Gunnison, W. B. Stewart, Clerk and Registrar; Wm. Linderman, Inspector.

Metuchen, Middlesex County; population, 1,907. Members and Officers—A. C. Kelly, President; F. M. Orton, H. Gross, M.D., R. B. Crowell, A. L. Ellis, M.D., Secretary and Registrar.

Midland Park, Bergen County; population, 1,617. Members and Officers—Thomas Holt, President and Registrar, Midland Park; John Klopman, Wortendyke; Jacob Leenas, Clerk, Wortendyke; Joseph Payne, M.D., Inspector, Midland Park.

Millstone, Somerset County; population, 156. Members and Officers—S. O. B. Taylor, M.D., President and Inspector; W. C. Kitchen, E. M. Davis, John P. Ditmars, W. H. Polhemus, Clerk; George C. Kitchen, Registrar.

Milltown, Middlesex County; population, 1,210. Members and Officers—Conrad Wagner, President, Milltown; Adam Wagner, Milltown; Henry Kuhltham, Milltown; Charles Baurice, Milltown; Milton Brindle, Milltown; Wm. G. Evans, Clerk, Milltown; Rob't A. Harkins, Registrar, Milltown; F. E. Riva, M.D., Inspector, New Brunswick.

***Montvale, Bergen County;** population, 502. Members and Officers—Paul Pratt, Secretary and Registrar.

***Mount Arlington, Morris County;** population, 250. Members and Officers—H. C. Upchurch, M.D., Secretary.

Mountainside, Union County; population, 314. Members and Officers—Louis S. Robbins, Assessor.

***Mount Tabor, Morris County;** population, —. Members and Officers—Frank S. Waller, Secretary.

National Park, Gloucester County; population, 160. Members and Officers—Adam Tuttle, President; Stephen Abdill, Thomas Platt, Thomas Burris, Adolphus S. Dean, Clerk.

Neptune City, Monmouth County; population, 808. Members and Officers—J. B. McNulty, President, Avon; James Estell, Bradley Beach; S. H. Hendricks, Bradley Beach; John Palmer, Avon; J. H. Leming, Clerk and Registrar, Avon.

***Netcong, Morris County;** population, 1,024. Members and Officers—Chas. W. Eaton, Secretary.

New Providence, Union County; population, 754. Members and Officers—Alfred G. Nason, President, Murray Hill; Frank Schwarzwaelder, Murray Hill; Albert E. Jackson, West Summit; William T. Hickson, New Providence; William Woodruff, Clerk and Registrar, New Providence; John R. Burnett, Jr., Inspector, New Providence.

North Caldwell, Essex County; population, 483. Members and Officers—Charles B. Gould, President, Caldwell; Ralph C. Bach, Caldwell; Louis

* No report received.

Kussmaul, Caldwell; William Little, Caldwell; Sherman Paddock, Clerk, Caldwell; Fred. L. Baldwin, Registrar, Caldwell.

Northfield City, Atlantic County; population, 688. Members and Officers—Joseph Lake, President, Northfield City; T. L. McConnell, Smith's Landing; Walter Heckman, Northfield City; Wm. Oxley, Northfield City; E. C. Duberson, Clerk and Registrar, Northfield City.

North Haledon, Passaic County; population, 697. Members and Officers—William Clowes, President; Wm. J. Ellis, Chas. Ellis, John Hay, Ralph S. Torbet, Samuel Clowes, Clerk and Registrar; A. A. Lydecker, M.D., Inspector, Haledon.

North Plainfield, Somerset County; population, 5,616. Members and Officers—J. O. Osgood, President; Thomas Doud, Andrew E. Kenny, D. Adams, A. H. Dundon, M.D., Secretary and Registrar; F. Dencklan, Inspector.

***North Spring Lake, Monmouth County;** population, —. Members and Officers—F. M. Hunt, Registrar, Spring Lake Beach.

Norwood, Bergen County; population, 432. Members and Officers—Henry Elling, President, Demarest; Wm. Harra, West Norwood; A. Portz, Closter; Josh. Wood, Norwood; Paul Luebker, Clerk and Register, Norwood; A. W. Ward, M.D., Inspector, Closter.

***Nutley, Essex County;** population, 4,556. Members and Officers—F. Clements, Secretary.

***Oakland, Bergen County;** population, 586. Members and Officers—W. B. Romaine, Secretary.

Oaklyn, Camden County; population, 454. Members and Officers—J. F. Johnson, President; W. E. Anthony, Francis Ashdale, William Link, Emil C. Hessert, Clerk and Registrar.

Ocean City, Cape May County; population, 1,835. Members and Officers—Chas. E. Edwards, M.D., President; N. Howard Burt, M.D., I. N. Griscom, M.D., Chas. B. Rider, M.D., E. W. Burleigh, T. Lee Adams, Clerk, Registrar and Health Officer; J. W. Smith, Sanitary Inspector.

Ocean Grove, Monmouth County; population, —. Members and Officers—A. E. Ballard, President; J. H. Alday, M.D., W. H. Wardell, E. N. Cole, H. B. Alday, M.D., Clerk and Inspector.

***Old Tappan, Bergen County;** population, 280. Members and Officers—R. B. Haring, Secretary and Registrar, Tappan, N. Y.

Orvil, Bergen County; population, 443. Members and Officers—Robert B. Potts, President; Wm. H. Leazer, Wm. H. Rossell, James C. H. Sherwood, Francis C. Kopp, Clerk and Registrar; Charles W. Harreys, Inspector, Ridgewood.

Palisades Park, Bergen County; population, 911. Members and Officers—Henry Prigge, President; B. Steenland, Wm. Sehner, A. C. Bross, W. F. Holt, Clerk and Registrar.

Park Ridge, Bergen County; population, 1,189. Members and Officers—H. C. Neer, M.D., President; J. A. Moenic, M.D., J. H. Stark, J. G. Forbes, Clerk and Registrar; C. E. Terhune, Inspector.

Paulsboro, Gloucester County; population, 2,269. Members and Officers—W. H. Pounds, M.D., President; John H. Brown, Wilmer Leap, Jacob Ballenger, Clerk and Registrar; Geo. C. Laws, M.D., Inspector.

Pemberton, Burlington County; population, 821. Members and Officers—A. J. Morris, President; J. G. Montgomery, J. N. Clevenger, Harry Ridgway, John B. Nutt, J. J. Brander, Clerk and Registrar.

* No report received.

Pennington, Mercer County; population, 768. Members and Officers—Geo. W. Scarborough, President; Joseph C. Bunn, Frank A. Blackwell, Peter A. Caughell, Henry L. Laning, Clerk.

***Pennsgrove, Salem County;** population, 2,062. Members and Officers—C. P. Lummis, M.D., Secretary.

***Pleasantville, Atlantic County;** population, 2,824. Members and Officers—Wilbur Reed, Secretary.

Point Pleasant, Ocean County; population, 977. Members and Officers—Abraham Lower, Registrar.

Pompton Lakes, Passaic County; population, 1,013. Members and Officers—John E. Schuyler, Pompton Lakes; Frank L. Dufford, Pompton Lakes; E. J. Davies, Pompton; John Crawford, Pompton Lakes; R. G. Malloy, Pompton Lakes; Horace L. Wells, Secretary and Registrar, Pompton Lakes.

***Port Republic City, Atlantic County;** population, 451. Members and Officers—W. C. Van Sant, Secretary and Registrar.

Princeton, Mercer County; population, 6,029. Members and Officers—E. H. Loomis, President; A. A. Woodhull, R. Rowland, Jos. Hoff, B. Stockton, W. S. MacLaren, W. B. Howe, Clerk and Registrar; V. D. Bayles, Inspector.

Prospect Park, Passaic County; population, 1,911. Members and Officers—Alfred McAuly, President; John Crawford, John Boer, Jacob Doele, Clerk and Registrar; A. A. Lydecker, M.D., Inspector, Haledon.

Raritan, Somerset County; population, 3,944. Members and Officers—L. M. Lanning, M.D., President, Somerville; Thomas P. Traynor, Raritan; John Fahey, Raritan; Joseph Naratto, Raritan; Geo. M. Brightbill, Secretary and Registrar, Raritan; Michael Corcoran, Inspector, Raritan.

Ridgefield, Bergen County; population, 745. Members and Officers—H. G. Henwood, President; J. G. McGill, E. Robinson, J. C. Banta, B. F. Underwood, Clerk and Registrar.

***Riverside, Bergen County;** population, 670. Members and Officers—Wm. W. Herrick, M.D., Clerk, River Edge.

Riverton, Burlington County; population, 1,557. Members and Officers—John C. S. Davis, President; C. C. Rianhard, H. P. Wyman, Chas. S. Mills, Alex. Marcy, Jr., M.D., Clerk and Inspector; Jacob Cottrell, Registrar.

***Rockaway, Morris County;** population, 1,585. Members and Officers—Wm. A. Parlman, Registrar.

Rocky Hill, Somerset County; population, 479. Members and Officers—John H. Tilton, President; W. N. Stults, A. E. Hahns, E. R. Logan, Clerk; A. C. Skirm, Registrar.

Roosevelt, Middlesex County; population, —. Members and Officers—Ed. J. Heil, President, Carteret; Isador Schwartz, Chrome; Adolph Groohman, Chrome; Frank Born, Clerk, Carteret; C. C. Sheridan, Registrar, Carteret.

Roselle, Union County; population, 2,142. Members and Officers—Henry C. Pierson, M.D., President; Minot W. Sewall, Wm. B. Hadley, James W. Hope, Wm. J. D. Chandler, Secretary; Geo. W. Rawlins, Registrar; John Kinney, Inspector.

Roselle Park, Union County; population, 2,236. Members and Officers—S. W. Kingsland, President; Chas. Engelhard, Patrick Cooley, Henry Bangert, Fred'k E. Nichols, Clerk and Registrar; Simon Birmingham, Inspector.

* No report received.

Rutherford, Bergen County; population, 5,218. Members and Officers—F. M. Buckler, President; J. C. Sares, Chas. Calhoun, M.D., Geo. F. Schermerhorn, Frank Fleming, Geo. W. Lawton, Clerk and Registrar; Geo. K. Thomas, Inspector.

Saddle River, Bergen County; population, 474. Members and Officers—Andrew Esler, President; Cooper Ackerman, Wm. Blackledge, Robert T. Wilson, James L. Ackerman, Clerk and Registrar; Alfred Van Nostrand, Inspector.

Seabright, Monmouth County; population, 1,166. Members and Officers—A. J. Slocum, President; Edward Peterson, James P. Armstrong, Clerk.

Sea Isle City, Cape May County; population, 432. Members and Officers—A. L. Steelman, President; W. Harry Hambleton, Clerk and Registrar; H. J. Steinus, M.D., Inspector.

Seaside Park, Ocean County; population, 92. Members and Officers—Chas. Harker, M.D., President; C. B. Coles, G. H. Thatcher, Clerk and Registrar; L. J. Stone, Inspector.

***Secaucus, Hudson County;** population, 3,191. Members and Officers—Chas. Maier, Secretary.

Somers Point, Atlantic County; population, 431. Members and Officers—John Townsend, President; David Robinson, Eph. Cowley, H. C. Fleming, Lewis Mason, James E. Scull, Registrar and Inspector.

***South Amboy, Middlesex County;** population, 6,258. Members and Officers—F. E. De Graw, Secretary and Registrar.

South Atlantic City, Atlantic County; population, 115. Members and Officers—Anthony Gertzen, Jr., President; John Gertzen, Geo. A. McClain, Edward McCanen, B. A. Whittaker, Clerk.

***South Cape May, Cape May County;** population, 5. Members and Officers—James Ritchie, Mayor.

South River, Middlesex County; population, 3,585. Members and Officers—A. W. Bissett, President; Charles Anderson, Jesse Selover, Clerk; J. C. Bowne, Registrar; R. V. Reid, Inspector.

Spring Lake, Monmouth County; population, 1,039. Members and Officers—S. R. Knight, M.D., President; J. G. Newman, D. H. Hills, Clerk and Registrar; E. W. Remsen, Inspector.

Stanhope, Sussex County; population, 887. Members and Officers—Isaac Kinnicutt, President; J. J. Shaw, John McMickle, John Slaughter, T. E. Haggerty, Frank Todd, Clerk; C. K. Davison, M.D., Inspector.

Stockton, Hunterdon County; population, 588. Members and Officers—H. M. Reading, President; H. B. Neice, P. A. Shepherd, W. W. Johnson, John S. Wilson, Clerk; P. E. Rockafellow, Registrar and Inspector.

***Sussex, Sussex County;** population, 1,318. Members and Officers—S. F. Quince, Secretary.

Swedesboro, Gloucester County; population, 1,484. Members and Officers—T. B. Turner, M.D., President and Inspector; Frederick Weber, Wm. A. Homan, W. H. Rieger, Clerk and Registrar.

Tenafly, Bergen County; population, 2,142. Members and Officers—J. J. Haring, M.D., President; R. Delahanty, W. Bogert, W. R. Cattelle, Clerk; J. B. W. Lansing, M.D., Registrar and Inspector.

***Totowa, Passaic County;** population, 738. Members and Officers—Wilbur De Mott, Secretary and Registrar, Paterson.

***Tuckerton, Ocean County;** population, 1,332. Members and Officers—J. F. Mathis, Secretary.

* No report received.

Upper Saddle River, Bergen County; population, 324. Members and Officers—John G. Carlough, President; Geo. E. Goetschins, C. O. Kramer, Wm. T. Post, John Swartz, John E. Berdan, Secretary.

Ventnor City, Atlantic County; population, 116. Members and Officers—Frank R. Scull, President; Gilbert Harris, C. Stanley Grove, John F. Snyder, William Kuhl, Clerk and Registrar; Benj. F. Hilliard, Inspector.

Verona, Essex County; population, —. Members and Officers—Wm. J. Whittaker, President; Louis C. Miller, Wm. A. Schneider, Chas. M. Bloxham, Judson W. Parker, Clerk; Chas. S. Simonson, Registrar.

Vineland, Cumberland County; population, 4,593. Members and Officers—W. S. Dungan, President; W. F. McKillup, George Lawley, A. Laricks, C. M. Gray, M.D., Clerk and Registrar; J. H. Winslow, Inspector.

***Wallington, Bergen County;** population, 2,475. Members and Officers—James Brennan, Secretary and Registrar.

Washington, Warren County; population, 3,431. Members and Officers—Chas. M. Williams, M.D., President; Henry Johnston, F. P. McKenstry, M.D., F. J. La Rieu, M.D., Daniel V. Wyckoff, Wesley Fleming, A. J. Craft, Clerk and Registrar; A. J. Bigler, Inspector.

Wenonah, Gloucester County; population, 569. Members and Officers—Wm. J. Dawson, President; Wm. C. Cottell, Chas. H. Larence, M.D., A. D. Harlan, Jesse W. English, Clerk and Registrar; Harry W. Stout, M.D., and S. J. Chew, Inspectors.

West Caldwell, Essex County; population, 490. Members and Officers—Marcus S. Crane, President, Caldwell; George M. Canfield, Caldwell; C. A. Harrison, Caldwell; John R. Jacobus, Secretary, West Caldwell; Theo. Gray, Caldwell; Clifton C. Francisco, Registrar, Caldwell; Christian Herzog, Inspector, Caldwell.

West Cape May, Cape May County; population, 902. Members and Officers—Harvey Shaw, President, Eldredge; Jacob Smallwood, Eldredge; Thos. H. Hughes, Eldredge; Wm. S. Smith, Eldredge; John D. Craig, Clerk, Eldredge.

Westwood, Bergen County; population, 1,044. Members and Officers—J. J. Voorhis, President; C. E. Haring, J. W. Horn, R. Myers, N. Cleveland, Clerk, Registrar and Inspector; J. B. Speth, Plumbing Inspector.

Wharton, Morris County; population, 2,285. Members and Officers—Henry W. Kice, M.D., President; Robert F. Oram, Miller Castner, James Williams, Clerk; Daniel J. Ketrick, Inspector.

***Wildwood, Cape May County;** population, 500. Members and Officers—C. Eldredge, Clerk and Registrar.

***Woodbine, Cape May County;** population, 1,850. Members and Officers—Louis Shapiro, Secretary.

Woodcliff, Bergen County; population, 477. Members and Officers—Wm. English, President, Woodcliff; John H. Wortendyke, Woodcliff; Augustus Cleveland, Woodcliff; David H. Tice, Allendale; Peter E. Van Riper, Allendale; G. J. Wortendyke, Clerk, Allendale, R. F. D. No. 2.

Wood Lynne, Camden County; population, 388. Members and Officers—George Annesley, President; Andrew Burnside, Claude Davis, Frank G. Muggleworth, Clerk and Registrar; Frank E. Meredith, Inspector.

Wood Ridge, Bergen County; population, 721. Members and Officers—J. H. Schmitt, President; F. C. Ball, J. C. Dorfinger, F. W. Lehmann, Clerk and Registrar; Geo. Holtz, Inspector.

* No report received.

Woodstown, Salem County; population, 1,500. Members and Officers—Isaac A. Coles, President; Henry V. Foster, Wm. Coleman, E. P. McGeorge, M.D., Chalkley Haines, Wm. B. Foster, Clerk; H. H. Stepler, Registrar; F. P. Vanlier, Inspector.

TOWNS.

Absecon, Atlantic County; population, 616. Members and Officers—T. J. Hamilton, President; Henry Alexander, Samuel Giberson, Samuel Johnson, Clerk and Registrar; E. H. Madden, M.D., Inspector.

***Bloomfield, Essex County;** population, 11,668. Members and Officers—Wm. L. Johnson, Secretary.

***Boonton, Morris County;** population, 3,935. Members and Officers—N. A. Meyers, Secretary.

Freehold, Monmouth County; population, 3,064. Members and Officers—E. D. Clayton, President; W. A. Barkalow, H. S. Brown, M.D., S. L. Bennett, Alonzo White, H. W. Ingling, Clerk; Alonzo Brower, Registrar and Inspector.

***Guttenberg, Hudson County;** population, 4,563. Members and Officers—

Hackettstown, Warren County; population, 2,594. Members and Officers—A. C. Van Syckle, M.D., President; J. W. Curtis, Thomas Nolan, Alfred Hoffman, A. G. Boettiger, Clerk and Registrar; R. G. Clark, Inspector.

***Hammonont, Atlantic County;** population, 4,334. Members and Officers—J. L. O'Donnell, Clerk and Registrar.

Harrison, Hudson County; population, 12,824. Members and Officers—John T. Malone, President; Henry Allers, M.D., Peter J. Goodman, Nathaniel Comey, John J. Scannell, Clerk; John T. McClure, Inspector.

Irvington, Essex County; population, 7,180. Members and Officers—Jonah Hardgrove, President; Hugo R. Winkler, Charles Bougas, Ackerman States, Julius Bartosch, Edwin Berry, Clerk.

Kearny, Hudson County; population, 13,601. Members and Officers—Louis Hartung, President, Kearny; Nevin Kennedy, Kearny; M. W. Clouse, M.D., Kearny; John R. O'Connor, Arlington; Carl F. Zachan, Arlington; Leonard F. Philly, Clerk, Arlington; Charles Schiller, Registrar, Kearny; Albert E. Geissler, Inspector, Arlington; James A. Exton, M.D., Health Officer, Arlington; Dr. S. G. Hender, Inspector, Arlington.

***Keyport, Monmouth County;** population, 3,385. Members and Officers—Rufuo O. Walling, Clerk.

***Red Bank, Monmouth County;** population, 6,263. Members and Officers—B. H. Garrison, M.D., Secretary.

Somerville, Somerset County; population, 4,782. Members and Officers—Aaron L. Stillwell, M.D., President; Thomas L. Flynn, M.D., John B. Osbourn, Wm. V. Steele, Wm. R. Sutphen, Secretary and Registrar; George D. Totten, Inspector.

***Town of Union, Hudson County;** population, 17,005. Members and Officers—Wm. Menger, M.D., Inspector.

Westfield, Union County; population, 5,265. Members and Officers—Joseph B. Harrison, M.D., President; Homer H. Butler, Sherman Cooper, M.D., Geo. Delatour, C. W. Harden, Clerk, Registrar and Inspector.

* No report received.

***West Hoboken, Hudson County;** population, 29,082. Members and Officers—A. J. Stanton, Secretary.

West New York, Hudson County; population, 7,196. Members and Officers—James J. Benson, M.D., President; Rudolf Kunze, George Therbold, George Yhlen, John H. Everly, Clerk.

West Orange, Essex County; population, 7,872. Members and Officers—Joseph B. F. Grady, President; David Quinlan, John B. Lander, Henry J. Fiendt, Benj. L. Williams, Clerk and Registrar; Joseph Fleming, James M. Maghee, M.D., and A. W. Kinney, Inspectors.

VILLAGES.

Ridgefield Park, Bergen County; population, —. Members and Officers—J. H. Ticken, President; Joseph Fletcher, C. W. F. Muenchlhofe, G. J. Muller, Frank L. Vrooman, Secretary; C. A. Knox, Health Inspector; L. A. Olsen, Plumbing Inspector.

Ridgewood, Bergen County; population, 3,980. Members and Officers—John B. Hopper, President and Registrar; Wm. H. Moore, Edward T. White, H. S. Willard, M.D., John T. Hanks, Secretary; H. H. Pettit, M.D., Health Officer; G. H. Sout, Plumbing Inspector.

South Orange, Essex County; population, 4,932. Members and Officers—Mefford Runyon, M.D., President; Richard D. Freeman, M.D., Henry A. Pulsford, M.D., Francis Speir, Jr., Wm. T. Baird, Edwin S. Allen, Secretary; A. C. Benedict, Registrar and Inspector; H. C. Hoskier, Dairy Inspector.

TOWNSHIPS.

***Acquackanonk, Passaic County;** population, 7,187. Members and Officers—Richard Berry, Clerk, Clifton.

Alexandria, Hunterdon County; population, 1,007. Members and Officers—T. C. Cronce, President, Everittstown; Wm. V. Bloom, Little York; Joseph Hoff, Everittstown; John C. Wilson, Clerk, Everittstown; F. S. Grim, Inspector, Baptistown.

Allamuchy, Warren County; population, 571. Members and Officers—Geo. W. Guest, President, Allamuchy; Eli Deremer, Z. R. McMurtrie, Great Meadows; Benj. A. Hendershot, Clerk, Allamuchy; Geo. A. Jilson, Registrar and Inspector; L. C. Osmun, M.D., Inspector, Hackettstown.

Alloway, Salem County; population, 1,562. Members and Officers—Warren L. Ewen, M.D., President, Alloway; J. S. Watson, Yorktown; Chas. Timberman, Alloway; Jos. Garton, Cohansey; Wm. E. Simkins, Clerk and Registrar, Elmer, R. F. D. No. 3.

Andover, Sussex County; population, 478. Members and Officers—Wm. M. Siater, President, Newton; Calvin F. Rose, Newton; C. C. Cox, Lafayette; William Iliff, Clerk, Lafayette.

***Atlantic, Monmouth County;** population, 1,355. Members and Officers—J. H. Johns, Clerk, Vanderburg.

***Bass River, Burlington County;** population, 728. Members and Officers—Jos. B. Lamson, Clerk, New Gretna.

Bedminster, Scmerset County; population, 2,246. Members and Officers—Charles Hoffman, President, Pottersville; Chas. H. Tiger, Peapack;

* No report received.

R. B. Duyckinck, Lamington; M. C. Smalley, M.D., Gladstone; J. B. Beckman, M.D., Bedminster; W. D. Vanderbeek, Secretary, Gladstone.

Belleville, Essex County; population, 7,632. Members and Officers—Edward O. Cyphers, M.D., President, Belleville; J. H. Breen, Belleville; Jos. Weston, Belleville; Joseph Joule, Belleville; Wm. Hirdes, Belleville; George Stanier, Belleville; John J. Honan, Clerk, Belleville; Henry W. Underwood, Registrar, Belleville; George Williamson, Inspector, Belleville.

Berkley, Ocean County; population, 558. Members and Officers—Thomas J. Harvey, President; Charles W. Ward, S. R. Johnson, Marcus B. Allen, Clerk; Devine Butler, Registrar, Bayville.

Bernards, Somerset County; population, 4,514. Members and Officers—David Buist, President, Bernardsville; Fred. Sweickhardt, Bernardsville; John D. Cross, Lyons; Frank Bowman, Bernardsville; Julius Froehling, Liberty Corner; S. S. Baldwin, Clerk and Registrar, Liberty Corner; Dr. L. Tuttle, Inspector, Bernardsville.

Bethlehem, Hunterdon County; population, 1,594. Members and Officers—Joseph H. Painter, President, Valley; Hiram S. Opdycke, Valley; John C. Dalrymple, Valley; G. C. Lott, Clerk, Junction, R. F. D.

Beverly Township, Burlington County; population, 2,181. Members and Officers—Wm. T. Baggs, President, Beverly; Alfred Heal, Beverly; Frank H. Story, Delanco; H. K. Weller, M.D., Delanco; Jos. B. Carter, Registrar, Delanco.

Blairstown, Warren County; population, 1,537. Members and Officers—Henry P. Lindberry, President, Walnut Valley; Theodore Dawes, Blairstown; John E. Jones, Blairstown; Jos. A. Dugan, Clerk and Registrar, Vail; H. O. Carhart, M.D., Inspector, Blairstown.

Boonton, Morris County; population, 343. Members and Officers—James C. Simms, President, Boonton; Eben C. Lyon, Boonton; Cornelius Byrnes, Boonton; George W. Blanchard, Boonton; John L. Taylor, M.D., Boonton; Harry Gordon, Clerk and Registrar, Boonton; J. L. Hutt, Inspector, Boonton.

Bordentown, Burlington County; population, 534. Members and Officers—C. Mendenhall, M.D., President, Bordentown; C. F. Neese, Bordentown; Samuel Johnson, Bordentown; Dr. Hugh Le Jambre, Clerk, Registrar and Inspector, Bordentown.

Branchburg, Somerset County; population, 979. Members and Officers—Tunis Ten Eyck, President, North Branch; Wm. V. D. Jelliffe, North Branch Station; A. B. Brokaw, Neshanic Station; Augustus McCullough, Clerk and Registrar, North Branch Station; Henry V. Davis, M.D., Inspector, North Branch.

***Brick, Ocean County;** population, 2,112. Members and Officers—J. H. Harvey, Secretary and Registrar, Point Pleasant.

***Bridgewater, Somerset County;** population, 962. Members and Officers—F. T. Ross, Secretary and Registrar, Somerville.

Buena Vista, Atlantic County; population, 2,624. Members and Officers—Alfred Pennock, Sr., President and Registrar, Vineland; Edmund J. Smith, Richland; Harry Brown, Newtonville; Frank Barsuglia, Vineland; Douglas Reed, Clerk, Newfield, R. F. D.

Burlington, Burlington County; population, 1,012. Members and Officers—Wm. B. Shedaker, President, Burlington; Edward B. Deacon, Burlington; Ellis Parker, Burlington; Thos. B. Gandy, Clerk, Registrar and Inspector, Burlington.

* No report received.

Byram, Sussex County; population, 426. Members and Officers—Jesse L. Roleson, President, Sparta; A. L. Cassidy, Waterloo; Hiram A. Stone, Andover; Charles McMickle, Clerk, Andover.

***Caldwell, Essex County;** population, 644. Members and Officers—Theo. Vincent, Registrar, Caldwell.

Centre, Camden County; population, 2,651. Members and Officers—Herbert K. Dobbs, President, Mount Ephraim; Sewell H. Hodges, Magnolia; Frank M. Lapierre, Magnolia; Leslie C. Lyons, M.D., Magnolia; John H. Jackson, Clerk and Registrar, Magnolia.

Chatham, Morris County; population, 629. Members and Officers—Louis M. Noe, President, Madison; Charles A. Johnson, Chatham; Edward W. Blazier, Green Village; C. W. Scarborough, M.D., Madison; Nathaniel Clark, Clerk, Madison; J. H. Bebout, Registrar, Chatham.

Chester, Burlington County; population, 4,849. Members and Officers—Morris Linton, President, Moorestown; George Brock, Moorestown; George B. Hancock, Moorestown; Samuel C. Roberts, Moorestown; Eugene H. Hill, Moorestown; George W. Heaton, Clerk and Registrar, Moorestown; Frank G. Stroud, M.D., Inspector, Moorestown.

***Chester, Morris County;** population, 1,378. Members and Officers—H. M. Rarick, Clerk, Chester.

Chesterfield, Burlington County; population, 1,141. Members and Officers—Edward M. Ridgway, President, Crosswicks; Charles M. Bunting, Crosswicks; Charles E. Wallace, Chesterfield; William Wallace, Clerk, Crosswicks.

Cinnaminson, Burlington County; population, 1,064. Members and Officers—Clayton Conrow, President, Cinnaminson; Thomas E. Steele, Registrar, Palmyra; J. D. Janney, M.D., Inspector, Cinnaminson.

Clark, Union County; population, 387. Members and Officers—Henry Bender, President, Rahway; Andrew Gibson, Rahway; Wm. J. Thompson, Clerk, Rahway, R. F. D. No. 1.

Clementon, Camden County; population, 2,257. Members and Officers—Jacob C. Lippincott, President, Kirkwood; Geo. Summerfield, Clementon; Fred. Temlinson, Laurel Springs; Geo. W. Evans, Clerk and Registrar, Lindenwood; Frank B. Cook, M.D., Inspector, Laurel Springs.

Clinton, Hunterdon County; population, 2,026. Members and Officers—Willard E. Berkaw, M.D., President and Inspector, Annandale; John Shurts, Lebanon; John W. Apgar, Lebanon; Mathias J. Wiggins, Annandale; Bergen B. Berkaw, Clerk and Registrar, Annandale.

Commercial, Cumberland County; population, 2,476. Members and Officers—C. W. Hand, President, Port Norris; Lewis F. Shropshire, Port Norris; E. B. Bradford, M.D., Port Norris; Reuben Sharp, Halesville; Walter C. Riggan, Registrar, Port Norris; Thomas S. Ferguson, Inspector.

Cranbury, Middlesex County; population, 1,465. Members and Officers—Joseph C. Chamberlin, President, Cranbury; W. I. Stults, Cranbury; Walter Scott, Cranbury; A. M. Davison, Secretary and Registrar, Cranbury, R. F. D. No. 4.

Cranford, Union County; population, 3,600. Members and Officers—E. B. Horton, President, Cranford; J. C. W. Rankin, Cranford; E. G. Woodling, Cranford; Alfred H. Miller, Clerk and Inspector, Cranford; F. R. Swackhamer, Registrar, Cranford; J. L. Vail, M.D., Inspector, Cranford.

Deerfield, Cumberland County; population, 3,212. Members and Offi-

* No report received.

cers—Elijah R. Parvin, President and Registrar, Deerfield; James McNabb, Deerfield; John Loper, Woodruff; Wm. Sharper, Rosenhayn; H. L. Cooper, M.D., Clerk, Deerfield.

Delaware, Camden County; population, 1,470. Members and Officers—Wm. Graff, President and Registrar, Haddonfield; Joseph Hinchman, Jr., Merchantville; J. W. Matlack, Haddonfield; Samuel R. Coles, Moorestown; Wm. T. Lippincott, Moorestown; Wm. B. Jennings, M.D., Clerk and Inspector, Haddonfield.

Delaware, Hunterdon County; population, 1,926. Members and Officers—Alton Lake, President, Sergeantsville; George H. Higgins, Sergeantsville; Irvin Johnson, Raven Rock; David L. Holcombe, Clerk and Registrar, Lambertville; Geo. N. Best, M.D., Inspector, Rosemont.

Delran, Burlington County; population, 1,340. Members and Officers—Charles Baety, President, Bridgeboro; A. P. Bright, Bridgeboro; Jos. F. Denneler, Riverside; George Friday, Clerk and Registrar, Riverside.

Dennis, Cape May County; population, 1,777. Members and Officers—Samuel Bishop, President, Eldora; James G. Stiles, Dennisville; Eli Townsend, Clermont; I. S. Townsend, Clerk and Registrar, Clermont; Eugene Way, M.D., Inspector, Dennisville.

Deptford, Gloucester County; population, 2,233. Members and Officers—Thomas Goldy, President, Westville; Benjamin Hains, Westville; Eliason Turner, Sewell; Carroll C. Headley, Clerk and Registrar, Westville; H. H. Clark, M.D., Inspector, Woodbury.

Dover, Ocean County; population, 2,869. Members and Officers—Thos. B. Irons, President, Toms River; T. I. Grant, Toms River; W. Scott Jackson, Toms River; R. R. Jones, M.D., Toms River; U. S. Grant, Clerk, Toms River.

Downe, Cumberland County; population, 1,664. Members and Officers—John Gaskill, President, Newport; Luther Bateman, Newport; Wm. H. Townsend, Dividing Creek; Sheppard Campbell, Clerk, Newport.

Eagleswood, Ocean County; population, 534. Members and Officers—Howard G. Shinn, President, West Creek; J. W. Holman, West Creek; Jonathan Cox, West Creek; C. D. Conover, M.D., Tuckerton; E. F. Cranmer, Clerk, West Creek.

Eastampton, Burlington County; population, 587. Members and Officers—H. E. Lippincott, President, Smithville; S. M. McFarland, Mount Holly; Samuel Austin, Mount Holly; C. F. Holzbaur, Clerk and Registrar, Smithville; Geo. Van Derveer, M.D., Inspector, Mount Holly.

East Amwell, Hunterdon County; population, 1,256. Members and Officers—George Strimple, President, Ringoes; George B. Hartpence, Ringoes; George Bateman, Clover Hill; Joseph A. Snook, Clerk and Registrar, Hopewell, R. F. D.; P. C. Young, M.D., Inspector, Ringoes.

***East Brunswick, Middlesex County;** population, 2,025. Members and Officers—Henry Warnsdorfer, Secretary and Registrar, New Brunswick, R. F. D. No. 3.

East Greenwich, Gloucester County; population, 1,299. Members and Officers—Wm. Cook, President, Mount Royal; John C. Heritage, Mickleton; Daniel Packer, Mount Royal; J. C. Dauson, Clerk, Mickleton.

East Windsor, Mercer County; population, 863. Members and Officers—A. A. Ely, President, Hightstown; Furman Updike, Hightstown; E. R. Pickering, Hightstown; S. L. Mount, Registrar, Eira; C. M. Franklin, M.D., Inspector, Hightstown.

Eatontown, Monmouth County; population, 2,874. Members and Offi-

cers—S. S. Stout, President, Eatontown; A. F. Golden, West Long Branch; Whitney Conrow, Oceanport; D. S. Morris, Clerk, Eatontown; Douglass Riddle, Registrar, Oceanport; E. W. Crater, M.D., Inspector, Oceanport.

Egg Harbor, Atlantic County; population, 1,468. Members and Officers—John J. Blackmon, President, Steelmanville; George W. Adams, Idlewood; John Smith, Scullville; George S. Winner, Clerk and Registrar, Scullville.

Elk, Gloucester County; population, 938. Members and Officers—Franklin Homan, Glassboro; Thomas Hann, Ewan; Sheppard Murphy, Monroeville; Samuel L. Seran, President and Clerk, Aura.

***Elsinboro, Salem County;** population, 398. Members and Officers—Wm. D. Griscom, Clerk, Salem.

Evesham, Burlington County; population, 1,356. Members and Officers—H. D. Lippincott, President, Marlton; J. J. Mitchell, Marlton; Wm. Dunphey, Marlton; W. W. Powell, Marlton; B. K. Brick, M.D., Secretary, Marlton.

Ewing, Mercer County; population, 1,560. Members and Officers—J. L. Knight, President, Trenton Junction; James F. Herbert, Trenton Junction; H. M. Fine, Trenton; E. B. Allen, M.D., Trenton; W. H. Cadwallader, Clerk and Registrar, Trenton, R. F. D. No. 1.

***Fairfield, Cumberland County;** population, 1,625. Members and Officers—E. H. Whitticar, Clerk, Fairton.

Fanwood, Union County; population, 1,341. Members and Officers—Ira G. Walker, President, Scotch Plains; W. S. Terry, Scotch Plains; Theo. Bruckman, Scotch Plains; W. R. Codington, Plainfield; George H. Johnston, Clerk and Registrar, Scotch Plains; F. W. Wescott, M.D., Inspector, Fanwood.

Florence, Burlington County; population, 1,967. Members and Officers—Harry Aikins, President, Florence; George Strick, Florence; Chester Emons, Florence; Robert Cotnam, Clerk, Florence; Byron Carty, Registrar, Florence; David Baird, Jr., M.D., Inspector, Florence.

***Frankford, Sussex County;** population, 998. Members and Officers—Daniel Dalrymple, Registrar, Papakating.

Franklin, Bergen County; population, 1,566. Members and Officers—Wm. J. Packer, President, Midland Park; Andrew E. Voorhis, Wyckoff; Henry P. Winters, Wyckoff; Daniel Snyder, Clerk and Registrar, Midland Park; E. W. Hamilton, M.D., Inspector, Oakland.

Franklin, Gloucester County; population, 2,197. Members and Officers—A. B. Richman, President, Malaga; John Down, Malaga; Chas. Trimnell, Malaga; Harry C. Richman, Clerk and Registrar, Malaga; A. A. Smith, M.D., Inspector, Malaga.

Franklin, Hunterdon County; population, 1,105. Members and Officers—J. K. Trout, President, Pittstown; John E. Anderson, Pittstown; John H. B. Opdycke, Quakertown; Elwood Nixon, Clerk and Registrar, Quakertown; Q. E. Snyder, M.D., Inspector, Quakertown.

***Franklin, Somerset County;** population, 3,577. Members and Officers—L. J. Suydam, Secretary and Registrar, New Brunswick, R. F. D. No. 5.

***Franklin, Warren County;** population, 1,309. Members and Officers—P. B. Butterwick, Clerk, Asbury.

Fredon, Sussex County; population, 462. Members and Officers—Charles Roy, President, Newton; David R. Warbasse, Newton; John

* No report received.

* No report received.

Roy, Newton; Jos. E. Huff, Clerk and Registrar, Newton, R. F. D. No. 1; E. E. Beatty, M.D., Inspector, Newton.

Freehold, Monmouth County; population, 2,474. Members and Officers—Robert N. Senter, President, Freehold; Millard F. Conover, Freehold; John H. Shepherd, Freehold; Louis S. Packard, Freehold; John Drum, Freehold; R. V. Lawrence, Clerk and Registrar, Freehold; Harry W. Ingling, M.D., Inspector, Freehold.

Frelinghuysen, Warren County; population, 728. Members and Officers—E. Vasbinder, President, Blairstown; Charley Lewis, Johnsonburg; David Rhyman, Marksboro; W. H. Ackerson, Clerk, Blairstown.

Galloway, Atlantic County; population, 1,876. Members and Officers—Edward Ertell, President, Pomerania; Harry A. Wickes, Pomerania; C. B. Somers, Oceanville; J. E. Smith, Secretary and Assessor, Oceanville.

Glassboro, Gloucester County; population, 2,607. Members and Officers—C. S. Heritage, M.D., President, Glassboro; W. H. Yenny, Glassboro; Josiah Shute, Glassboro; Jephtha T. Abbott, Clerk and Registrar, Glassboro; George Beminger, Inspector, Glassboro.

***Gloucester, Camden County;** population, 2,300. Members and Officers—Martin Schubert, Clerk and Registrar, Kirkwood.

Green, Sussex County; population, 500. Members and Officers—S. S. Coleman, President, Tranquility; A. Hull, Huntsville; A. E. Decker, Andover; I. L. Labar, Clerk and Registrar, Tranquility; J. C. Clark, Inspector, Andover.

Greenwich, Cumberland County; population, 1,122. Members and Officers—George L. Watson, President, Greenwich; Isaac D. Brown, Greenwich; David Reeves, Greenwich; S. M. Snyder, M.D., Greenwich; J. W. Butler, Clerk and Registrar, Greenwich.

Greenwich, Gloucester County; population, 754. Members and Officers—Wm. Wilson, President, Paulsboro; Henry Muwyar, Gibbstown; Edward Bates, Gibbstown; Jacob M. Allen, Clerk and Registrar, Gibbstown.

Greenwich, Warren County; population, 854. Members and Officers—Geo. E. Hawlen, President, Stewartsville; B. F. Strader, Stewartsville; John H. Cyphers, Stewartsville; F. W. Curtis, M.D., Stewartsville; Wm. Sherrer, Clerk, Bloomsbury.

Haddon, Camden County; population, 1,009. Members and Officers—Henry I. Wright, President, Westmont; Alfred M. Matthews, Westmont; Albert J. Cline, Westmont; James S. Williams, Clerk and Registrar, Westmont; E. B. Rogers, M.D., Inspector, Collingswood.

Hamilton, Atlantic County; population, 2,021. Members and Officers—C. D. Makepeace, President, Mays Landing; Joseph Bauer, Cologne; Daniel McClure, Mays Landing; Harry Jenkins, Clerk and Registrar, Mays Landing; H. C. James, Inspector, Mays Landing.

Hamilton, Mercer County; population, 5,150. Members and Officers—Edward B. Woodward, President, Yardville; William E. Ford, Crosswicks; Joel A. Cranmer, Trenton; Isaac Robbins, Trenton; Wm. T. Robbins, Clerk, Hamilton Square; Josiah T. Allinson, Registrar, Yardville; James N. Reed, Inspector.

Hampton, Sussex County; population, 623. Members and Officers—A. J. Williams, President, Baleville; M. H. Northrup, Baleville; J. A. Sigler, Halsey; J. W. Thompson, Clerk and Registrar, Blair.

Hanover, Morris County; population, 5,294. Members and Officers—

Edwin C. Quinby, President, Registrar and Inspector, Whippany; A. M. Webb, Hanover; Phineas Farrand, Boonton; Charles Dennis, Boonton; Edward Connelly, Whippany; W. B. Davis, Morris Plains.

Hardwick, Warren County; population, 370. Members and Officers—Henry Kice, President, Hardwick; D. R. Newman, Blairstown; Wm. C. Wildrick, Marksboro; Marcus C. Hill, Secretary and Registrar, Blairstown; H. O. Carhart, M.D., Inspector, Blairstown.

Hardyston, Sussex County; population, 3,434. Members and Officers—J. F. Stephens, President, Franklin Furnace; Watson Little, Franklin Furnace; James McCue, Stockholm; Smith Simpson, Clerk, Hamburg.

Harmony, Warren County; population, 1,086. Members and Officers—H. B. Bossard, M.D., President and Inspector, Phillipsburg; George M. Amej, Phillipsburg; Elmer Cruts, Phillipsburg; J. M. Rush, Stewartsville; Freeman Schuler, Clerk and Registrar, Phillipsburg.

Harrington, Bergen County; population, 521. Members and Officers—Leonard B. Sneed, President, Northvale; James Argenti, Northvale; Chas. F. Semino, Northvale; Emil Kober, Registrar, Northvale.

Harrison, Gloucester County; population, 1,624. Members and Officers—Samuel T. Stratton, President, Ewan; William Justice, Richwood; Nathan S. Seloyd, Mullica Hill; S. F. Ashcraft, M.D., Mullica Hill; Eli Heritage, Clerk, Richwood.

Hillsboro, Somerset County; population, 2,247. Members and Officers—Wm. M. Staats, President, Millstone; John Brokaw, Belle Mead; John V. M. Sutphen, Three Bridges; W. H. Merrell, M.D., Clerk and Registrar, South Branch; John H. Saums, Inspector, Somerville.

Hillsdale, Bergen County; population, 945. Members and Officers—George W. Saul, President, Hillsdale; Jenner Fast, Hillsdale; Albert Mohmking, Hillsdale; John W. Kinmouth, Clerk and Registrar, Hillsdale.

Hohokus, Bergen County; population, 3,107. Members and Officers—Henry A. Winter, President, Ramsey; John J. May, Ramsey; James H. Ramsey, Ramsey; Daniel S. Wanamaker, Clerk and Registrar, Ramsey; Raymond Kiefer, M.D., Inspector, Ramsey.

Holland, Hunterdon County; population, 1,528. Members and Officers—Wm. R. Sailor, President, Milford; George N. Becker, Milford; Charles R. Stull, Milford; A. Sinclair, Clerk, Milford; H. B. Vansyckel, Registrar, Mount Pleasant; W. R. Carpenter, M. D., Inspector, Milford.

***Holmdel, Monmouth County;** population, 1,221. Members and Officers—V. D. Kenney, Secretary and Registrar, Holmdel.

Hope, Warren County; population, 1,025. Members and Officers—George A. Henry, President, Great Meadows; George Stone, Delaware; E. Winters, Hope; Lewis C. Fleming, Clerk and Registrar, Townsbury; Walter Storm, M.D., Inspector, Hope.

Hopewell, Cumberland County; population, 1,840. Members and Officers—D. D. Davis, President, Shiloh; E. G. Ayars, Bridgeton; Edward D. Peny, Bridgeton; Walter L. Minch, Clerk and Inspector, Shiloh.

Hopewell, Mercer County; population, 3,209. Members and Officers—Joseph R. Burroughs, President, Pennington; David Stoit, Hopewell; Isaac B. Scudder, Titusville; Charles H. Hart, Clerk and Registrar, Titusville; Wm. Radcliffe, M.D., Inspector, Pennington.

Howell, Monmouth County; population, 2,585. Members and Officers—Wm. P. Havens, M.D., President and Inspector, Farmingdale; B. M.

* No report received.

* No report received.

Cooper, Lakewood; Robert H. Morris, Adelphia; Chas. E. Ferry, Farmingdale; James H. Butcher, Clerk and Registrar, Ardena.

Hudson County, Hudson County; population, 449,879. Members and Officers—John E. West, M.D., President; C. B. Converse, M.D., E. J. G. Valentine, M.D., C. J. Rooney, Clerk, all of Jersey City; John Connell, M.D., John H. Sullivan, A. H. Mansfield and John F. Nagle, Inspectors.

Independence, Warren County; population, 835. Members and Officers—W. H. McCormick, President, Hackettstown; A. B. Leigh, Great Meadows; Charles Rusling, Townsbury; F. W. Haggerty, M.D., Clerk, Vienna; W. K. Teel, Assessor, Vienna.

Jackson, Ocean County; population, 1,534. Members and Officers—Thos. H. Harker, President and Inspector, Cassville; A. C. Emley, Cassville; George C. Hankins, Vanhiseville; Albert Pearce, Jackson's Mills; Geo. C. Hankins, Clerk, Vanhiseville; W. S. Hendrickson, Registrar, Lakewood; Otto Thompson, M.D., Inspector, Cassville.

Jefferson, Morris County; population, 1,259. Members and Officers—Uhler Coll, President, Milton; Daniel Davenport, Milton; Harvey R. Davenport, Milton; Charles Chamberlain, Clerk, Woodport; John Walters, M.D., Inspector, Wharton.

Kingwood, Hunterdon County; population, 1,188. Members and Officers—Frank Fisher, President, Kingwood; Joseph Hann, Barbertown; Stanford Vanderbilt, Baptistown; Samuel J. Snyder, Secretary and Registrar, Flemington, R. F. D. No. 2; Frank S. Grim, Inspector, Baptistown.

Knowlton, Warren County; population, 1,222. Members and Officers—Theo. A. Beck, President, Hainesburg; Peter J. Young, Hainesburg; Charles Harris, Delaware; Milton De Witt, Registrar, Columbia.

Lacey, Ocean County; population, 653. Members and Officers—G. E. Wallace, M.D., President and Inspector, Forked River; B. F. Holmes, Forked River; George Frazee, Forked River; A. H. Grant, Forked River; B. F. Mathews, Clerk and Registrar, Forked River.

Lafayette, Sussex County; population, 619. Members and Officers—F. M. Pellet, President, Lafayette; J. D. Ackerson, Lafayette; R. D. Snook, Secretary, Lafayette; J. C. Strader, M.D., Inspector, Lafayette.

Lakewood, Ocean County; population, 4,265. Members and Officers—Jacob Skidmore, President, Lakewood; Luke Johnson, Lakewood; Clayton Hurley, Lakewood; Ernest E. Le Compte, Clerk, Lakewood; Richard B. Robbins, Registrar and Inspector, Lakewood.

Landis, Cumberland County; population, 5,351. Members and Officers—Waldo F. Sawyer, M.D., President, Vineland; Jos. W. Holt, Millville; Geo. D. Geiger, Vineland; W. I. Frost, Vineland; A. Crossman, Vineland; C. L. Bolles, Vineland; Henry Taylor, Clerk and Registrar, Vineland; J. H. Winslow, M.D., Inspector, Vineland.

Lawrence, Cumberland County; population, 1,730. Members and Officers—Ernest L. Mulford, President, Cedarville; David W. Sheppard, Cedarville; Peter Johnson, Cedarville; Louis M. Hogbin, Clerk, Cedarville; Furman B. Sheppard, Registrar, Cedarville.

Lawrence, Mercer County; population, 2,043. Members and Officers—John E. Gorden, President, Port Mercer; Wm. Farr, Lawrenceville; John C. Applegate, Princeton; Edwin Dewitt, M.D., Lawrenceville; Frank Pierson, Registrar, Lawrenceville.

Lebanon, Hunterdon County; population, 1,983. Members and Officers—William A. Alpaugh, President, High Bridge; Wm. T. Warman, Glen

Gardner; Edson C. Apgar, Califon; E. R. Waters, Clerk, Glen Gardner; A. S. Banghart, Registrar, Glen Gardner.

Linden, Union County; population, 1,096. Members and Officers—John P. Winans, President, Linden; Walter E. Mitchell, Linden; John E. Tucker, Linden; Frank B. Stimson, Clerk and Registrar, Linden; William T. Day, Inspector, Roselle.

***Little Egg Harbor, Ocean County;** population, 517. Members and Officers—Wm. Speck, Registrar, Tuckerton.

***Little Falls, Passaic County;** population, 3,079. Members and Officers—W. W. Wilson, Clerk, Little Falls.

Livingston, Essex County; population, 1,407. Members and Officers—B. W. Dickerson, President, Chatham; William H. Harrison, Roseland; George H. Parkhurst, Livingston; George E. De Camp, Clerk and Registrar, Roseland.

Lodi, Bergen County; population, 1,061. Members and Officers—Chas. Foote, President, Wood Ridge; Frank Switz, Little Ferry; John Turick, Hackensack; Julius Pries, Clerk, Registrar and Inspector, Wood Ridge.

Logan, Gloucester County; population, 1,528. Members and Officers—Hugh M. Gilncy, President, Bridgeport; Wm. F. Justice, Bridgeport; John H. Shoemaker, Repaupo; S. B. Platt, Registrar, Bridgeport; P. E. Stillwagon, M.D., Bridgeport.

Long Beach, Ocean County; population, 73. Members and Officers—Herbert Willis, M.D., President; Samuel Stiles, Moses Crammer, Charles E. Sherborne, Clerk, Long Beach; Arthur Rider, Assessor, Beach Haven.

***Lopatcong, Warren county;** population, 695. Members and Officers—E. Frank Cline, Registrar, Shimers.

Lower, Cape May County; population, 1,336. Members and Officers—George Dickinson, President, Erma; W. A. Lake, M.D., Erma; John C. Elliott, Cold Spring; Aaron Woolson, Fishing Creek; J. P. Mackissic, Clerk and Registrar, Cape May City.

Lower Alloways Creek, Salem County; population, 1,220. Members and Officers—John M. Pancoast, President, Hancock's Bridge; Isaac Haron, Canton; Albert M. Carl, Harmersville; F. B. Harris, M.D., Canton; Edward Hancock, Clerk and Registrar, Hancock's Bridge.

Lower Penn's Neck, Salem County; population, 1,327. Members and Officers—John Prinsen, President, Pennsville; Samuel Lecroy, Pennsville; David Dixon, Salem; Ellsworth L. Ireland, Secretary and Registrar, Pennsville.

Lumberton, Burlington County; population, 1,683. Members and Officers—A. E. Haines, President, Medford; W. A. Jones, Lumberton; Jacob Walter, Mount Holly; H. D. Culin, Clerk and Registrar, Mount Holly.

Madison, Middlesex County; population, 1,582. Members and Officers—Cornelius Berlew, President, Matawan; Ambrose Green, Old Bridge; I. C. Crandall, M.D., Old Bridge; James Fountain, Old Bridge; D. H. Brown, Clerk and Registrar, Old Bridge; Edward Barker, Inspector, Matawan.

Manalapan, Monmouth County; population, 1,392. Members and Officers—Edward Hendrickson, President, Englishtown; Joseph C. Sutphen, Tennent; Wm. C. Hartshorne, Freehold; Asher T. Applegate, M.D., Englishtown; Garret B. Conover, Clerk, Englishtown; Samuel C. Bowne, Registrar, Tennent.

* No report received.

Manchester, Ocean County; population, 785. Members and Officers—Cameron Rhoads, Lakehurst; Edward Crawford, Lakehurst; John Stults, Lakehurst; Harold Pittis, M.D., Clerk and Inspector, Lakehurst; Amos Bozarth, Registrar, Lakehurst.

Manchester, Passaic County; population, 2,277. Members and Officers—Andrew Van Riper, President, Haledon; Samuel Rogers, Haledon; Jos. B. Turner, Haledon; Emil Kuhn, Clerk, Haledon; Orosley Duncan, M.D., Inspector, Haledon.

Mannington, Salem County; population, 1,652. Members and Officers—Hon. John Tyler, President, Salem; Joseph R. Hackett, Salem; Aaron E. Fogg, Salem; Jonathan B. Grier, Clerk and Registrar, Salem.

Mansfield, Burlington County; population, 1,493. Members and Officers—G. Frank Harvey, President, Columbus; C. G. Kinsley, Columbus; Walter Kirby, Columbus; Jos. H. Armstrong, Clerk and Registrar, Columbus; A. H. Patterson, M.D., Inspector, Georgetown.

***Mansfield, Warren County;** population, 1,234. Members and Officers—Jacob Beatty, Clerk, Port Murray.

Mantua, Gloucester County; population, 1,471. Members and Officers—Benj. Sharp, President, Sewell; John Kincend, Sewell; Benj. Sparks, Mantua; Wm. S. Hurff, Clerk and Registrar, Sewell; E. Z. Hillegas, Inspector, Mantua.

Marlboro, Monmouth County; population, 1,664. Members and Officers—Geo. A. Quackenbush, President, Englishtown; H. P. Hayward, Marlboro; David A. Baird, Marlboro; J. D. Ely, M.D., Clerk and Inspector, Marlboro; Walter McElwain, Registrar, Englishtown.

Matawan, Monmouth County; population, 1,365. Members and Officers—Ten Eyck Conover, President, Matawan; Michael Halleran, Matawan; Lewis H. Stemler, Matawan; Daniel Martin, Secretary, Matawan; Richard Hauser, Registrar, Cliffwood; Nathan Erwin, M.D., Inspector, Matawan.

Maurice River, Cumberland County; population, 2,133. Members and Officers—Charles Grossman, President, Port Elizabeth; Charles Champion, Dorchester; Charles Williams, Heislerville; Henry Reeves, Jr., Clerk and Registrar, Leesburg.

Medford, Burlington County; population, 2,030. Members and Officers—W. P. Haines, M.D., President and Inspector, Medford; L. L. Sharp, M.D., Medford; F. A. Braddock, Medford; Wm. Potts, Registrar, Medford.

Mendham, Morris County; population, 1,724. Members and Officers—M. M. Connet, President, Brookside; A. A. Parks, Brookside; M. S. Burnett, Chester; Alexander Cochran, Clerk, Brookside; Fred. H. Garbrant, Registrar, Brookside; Geo. S. De Groot, M.D., Inspector, Mendham.

Middle, Cape May County; population, 2,584. Members and Officers—L. T. Garretson, President, Cape May Court House; V. N. Erricon, Dias Creek; L. T. Swain, Swainton; J. M. Dix, M.D., Cape May Court House; Joseph Camp, Clerk, Registrar and Inspector, Pices.

Middletown, Monmouth County; population, 5,600. Members and Officers—John N. Johnson, Jr., President, Belford; Daniel W. Van Note, Belford; Frank Osborn, Middletown; John M. West, Middletown; Wm. H. Naylor, Navesink; Henry D. Smith, Clerk, Middletown; Omar Sackles, Registrar, Navesink; D. D. Hendrickson, M.D., Inspector, Middletown.

Midland, Bergen County; population, 1,465. Members and Officers—

John G. Zabriskie, President, Rochelle Park; George E. Van Orden, Ridgewood; John W. Winters, Ridgewood; John D. Bogert, Clerk and Registrar, Ridgewood; Frank Freeland, M.D., Inspector, Maywood.

Millburn, Essex County; population, 3,182. Members and Officers—Richard Hopkins, President, Short Hills; W. Campbell, M.D., Short Hills; Henry S. Acken, Millburn; J. M. Drake, Clerk and Registrar, Millburn; Felix McGee, Inspector, Millburn.

Millstone, Monmouth County; population, 1,432. Members and Officers—Abijah B. Chamberlin, President, Perrineville; S. P. Dey, Perrineville; Geo. M. Davison, Perrineville; George J. Ely, Clerk and Registrar, Cranbury, R. F. D.; Wm. T. McMellen, M.D., Inspector.

Monroe, Gloucester County; population, 2,519. Members and Officers—Edward F. Evans, President, Williamstown; David S. Champion, Williamstown; James M. Tweed, Williamstown; James C. McClure, M.D., Williamstown; John W. McClure, Clerk, Williamstown.

Monroe, Middlesex County; population, 2,023. Members and Officers—C. A. Moise, President, Cranbury; Willard Forman, Jamesburg; John D. Butcher, Cranbury; Robt' R. Vandenberg, Secretary, Prospect Plains; J. L. Suydam, M.D., Inspector, Jamesburg.

Montague, Sussex County; population, 661. Members and Officers—Timothy Shay, President, Hainesville; Jacob McCarty, Port Jervis, N. Y.; James C. Cole, Port Jervis, N. Y.; Geo. McCarty, Clerk and Registrar, Port Jervis, N. Y.

Montgomery, Somerset County; population, 1,504. Members and Officers—Henry A. Duryee, President, Blawenburg; C. B. Allshouse, Belle Mead; Jacob Boice, Harlingen; H. D. Terhune, Clerk, Belle Mead, R. F. D. No. 1.

Montville, Morris County; population, 1,650. Members and Officers—J. H. Capstick, President, Montville; W. A. Young, Montville; John Husk, Montville; J. M. Tice, Clerk, Montville; A. W. Berger, Registrar, Pine Brook.

Morris, Morris County; population, 2,660. Members and Officers—Thos. T. Sands, President, Morristown; Lewis E. Clark, Morristown; Watson A. Barton, Morris Plains; Edward F. Arnold, Morristown; J. Paul Jemieson, Clerk, Morristown.

Mount Laurel, Burlington County; population, 1,671. Members and Officers—Benj. M. Haines, President, Moorestown; Budd M. Horner, Masonville; J. Harvey Darnell, Moorestown; John Dugan, Clerk, Moorestown.

***Mount Olive, Morris county;** population, 1,098. Members and Officers—S. W. Salmon, Secretary and Registrar, Mount Olive.

Mullica, Atlantic County; population, 794. Members and Officers—Jesse R. Abbott, President and Assessor, Nesco; Charles Saalman, Egg Harbor City; Alex. J. McKeone, Pleasant Mills; John Mick, Elwood; John T. Irving, Clerk, Elwood; Dr. Bitler, Inspector, Hammonton.

***Neptune, Monmouth County;** population, 9,357. Members and Officers—Wm. R. O'Brien, Secretary and Registrar, Asbury Park.

***New Hanover, Burlington County;** population, 960. Members and Officers—S. T. Horner, Registrar, Pointville.

New Providence, Union County; population, 456. Members and Officers—Henry S. Fullerton, President, Scotch Plains; E. B. Oechsner,

* No report received.

* No report received.

Scotch Plains; Joseph Kuntz, Berkley Heights; P. G. Johnson, Clerk and Registrar, New Providence; F. W. Wescott, Inspector, Scotch Plains.

Newton, Sussex County; population, 4,422. Members and Officers—Warren H. Smith, M.D., President, Newton; Lewis J. Martin, Newton; Charles S. Steele, Newton; Philetus R. Van Horn, Clerk and Registrar, Newton; Israel L. Hallock, Inspector, Newton.

Northampton, Burlington County; population, 5,509. Members and Officers—T. L. Akins, President, Mount Holly; B. W. Zellej, Mount Holly; T. W. Nippins, Mount Holly; J. E. Elbertson, Mount Holly; F. B. Dill, Mount Holly; M. H. Girven, Clerk and Registrar, Mount Holly; R. H. Parsons, M.D., Inspector, Mount Holly.

North Bergen, Hudson County; population, 11,134. Members and Officers—Chas. Deetz, President, North Bergen; Henry Andes, Weehawken; A. Maltz, Weehawken; A. Markert, Weehawken; Charles McCollum, West Hoboken; Fred. Sternkopf, North Bergen; James Nolan, New Durham; Charles J. Morris, Clerk, Weehawken; Aug. Beherich, Inspector, West Hoboken; Geo. Bruce, Assessor, North Bergen.

North Brunswick, Middlesex County; population, 929. Members and Officers—A. Augustus Voorhees, President, New Brunswick; Peter Vansickle, New Brunswick; William Vincent, New Brunswick; Isaac V. Williamson, Clerk and Registrar, New Brunswick; John D. Ten Eyck, M.D., Inspector, Franklin Park.

North Hanover, Burlington County; population, 747. Members and Officers—Charles P. Chalender, President, Jacobstown; Richard Rilley, Wrightstown; Frank Warner, Chesterfield; Pearson Taylor, Clerk, Wrightstown.

North Plainfield, Somerset County; population, 693. Members and Officers—Albert Brokaw, President, Bound Brook; Benj. Clark, Scotch Plains; Wm. Titus, Watchung; A. P. Voorhies, Registrar, Plainfield; Emil Clementz, Inspector, Watchung.

Ocean, Monmouth County; population, 1,574. Members and Officers—Chas. J. Smith, President, Oakhurst; John R. Jeffrey, Oakhurst; John F. Woolley, Oakhurst; H. G. Van Note, Clerk, Oakhurst; E. M. Beach, M.D., Inspector, West Long Branch.

Ocean, Ocean County; population, 409. Members and Officers—J. R. Stokes, President, Waretown; Wm. B. Wilkins, Waretown; Irvie Camburn, Waretown; O. Brown, Clerk, Waretown.

***Oldmans, Salem County;** population, 1,374. Members and Officers—Levi C. Justice, Clerk, Pedricktown.

Orvil, Bergen County; population, 752. Members and Officers—W. H. Kent, President, Waldwick; H. G. Ackerman, Waldwick; Wm. A. Sharp, Waldwick; Chas. Pitzner, Clerk and Registrar, Waldwick; S. E. Robinson, M.D., Inspector, Waldwick.

***Overpeck, Bergen County;** population, 2,850. Members and Officers—S. A. Wilcox, Registrar, Ridgefield Park.

Oxford, Warren County; population, 2,964. Members and Officers—L. B. Hoagland, President, Oxford; Isaac H. Snyder, Belvidere; John H. Hildebrandt, Belvidere; Hanlon Gardner, Oxford; Michael Mountain, Clerk and Registrar, Oxford.

Pahaquarry, Warren County; population, 257. Members and Officers—Jason G. Spangenberg, President, Millbrook; Charles E. Lutz, Dunfield; Oliver Courtright, Dunfield; Hiram Zimmerman, Registrar, Millbrook.

* No report received.

Palisade, Bergen County; population, 1,042. Members and Officers—S. W. Richards, President, River Edge; I. H. Vanderbeck, Dumont; C. Ufheil, Peetzburg; Wm. Ely, Registrar, North Hackensack; J. E. Pratt, Inspector, Dumont.

Palmyra, Burlington County; population, 2,643. Members and Officers—James E. Russell, President, Palmyra; Frank W. Smith, Palmyra; Joseph A. Davis, Palmyra; Lewis L. Sharp, Palmyra; F. Blackburn, Clerk Registrar and Inspector, Palmyra.

Passaic, Morris County; population, 2,163. Members and Officers—George B. Meeker, President, Millington; Henry Lindsley, Millington; Thomas F. Melee, Stirling; J. A. Havey, Clerk, Stirling; T. W. Bebout, M.D., Inspector.

Pemberton, Burlington County; population, 1,706. Members and Officers—Charles Kinsley, President, Brown's Mills; Victor Bush, Pemberton; Charles E. Woolston, Mount Holly; Barclay Seeds, Registrar, Pemberton.

Pensauken, Camden County; population, 3,957. Members and Officers—I. Hatch, President, Fish House; Gale Bennett, Delair; Dr. Loeling, Pensauken; Harry E. Horner, Clerk and Registrar, Merchantville; Job Pidgeon, Inspector, Pensauken.

***Pequanock, Morris County;** population, 1,674. Members and Officers—Alfred Gilland, Secretary and Registrar, Pompton Plains.

Pilesgrove, Salem County; population, 1,726. Members and Officers—S. A. Ridgway, President, Woodstown; Edgar C. Moore, Woodstown; Clement McAllister, Sharpstown; Geo. H. Kirby, Clerk, Woodstown.

***Piscataway, Middlesex County;** population, 2,767. Members and Officers—M. J. Whitford, M.D., Clerk and Registrar, New Market.

Pittsgrove, Salem County; population, 2,514. Members and Officers—J. R. Kandle, President, Centreton; J. V. Miller, Palatine; John Dillmore, Monroeville; Geo. Schalick, Clerk, Registrar and Inspector, Centreton.

Plumsted, Ocean County; population, 1,241. Members and Officers—Dayton Hopkins, New Egypt; James Larkin, New Egypt; Elmer Errickson, New Egypt; George Hartshorn, Registrar, New Egypt.

Pohatcong, Warren County; population, 3,408. Members and Officers—John M. Crouse, President, Finesville; John H. Sherrer, Finesville; Johnson Hummer, Alpha; Isaac Borts, M.D., Alpha; Harry E. Boyer, Clerk and Registrar, Springtown.

Pompton, Passaic County; population, 2,981. Members and Officers—James H. Vreeland, President, Hewitt; Walter C. White, Butler; James C. Sloat, Midvale; David Beam, Clerk and Registrar, Midvale; D. N. Shippey, M.D., Inspector, Wanaque.

Princeton, Mercer County; population, 1,144. Members and Officers—E. H. Bergen, M.D., President and Inspector, Princeton; M. T. Pyne, Princeton; R. M. Terhune, Princeton; James Margerum, Princeton; J. H. Huilt, Clerk, Princeton, R. F. D. No. 3; W. B. Howe, Registrar, Princeton.

***Quinton, Salem County;** population, 1,135. Members and Officers—Josiah T. Harris, Clerk, Quinton.

Randolph, Morris County; population, 2,327. Members and Officers—Wm. Kinney, President, Mine Hill; John Griffin, Mine Hill; Walter S. Hillis, Dover; Geo. W. Crane, Clerk, Dover; Irving G. Bryant, Registrar, Dover; D. H. Dalrymple, Inspector, Dover.

* No report received.

Raritan, Hunterdon County; population, 3,861. Members and Officers—Lafayette Jordy, President, Flemington; John Kunsman, Flemington; George F. Green, Flemington; W. S. Buchanan, Clerk and Registrar, Flemington; John H. Ewing, M.D., Inspector, Flemington.

Raritan, Middlesex County; population, 2,612. Members and Officers—John J. Cogswell, President, New Brunswick; Peter Lott, Metuchen; Edward Pfeiffer, Fords; Wm. T. Woerner, Clerk, New Brunswick, R. F. D. No. 1.

Raritan, Monmouth County; population, 1,473. Members and Officers—Augustus Maurer, President, Keyport; Frank Mason, Keyport; Abram Huyler, Keyport; Charles F. Tuthill, Keyport; Rufus O. Walling, Clerk, Keyport; Wm. C. Smith, Registrar, Keyport; James M. Walling, Inspector, Keyport.

Readington, Hunterdon County; population, 2,423. Members and Officers—J. C. Voorhees, Clerk, White House Station.

Ridgefield, Bergen County; population, 745. Members and Officers—Thomas F. Mallon, Registrar, Coytesville.

Riverside, Burlington County; population, 3,301. Members and Officers—Henry Taubel, President, Riverside; Wm. Mathias, Riverside; John Leech, Riverside; Charles Heiss, Clerk, Riverside; C. Lambert, M.D., Inspector, Riverside.

Rivervale, Bergen County; population, ——. Members and Officers—C. H. De Voe, Registrar, Rivervale.

Rockaway, Morris County; population, 5,153. Members and Officers—Thos. Grant, Registrar, Hibernia.

Roxbury, Morris County; population, 2,323. Members and Officers—Thos. K. Wilkison, Clerk, Ledgewood.

Saddle River, Bergen County; population, 2,048. Members and Officers—Geo. Boyce, President, Fair Lawn; T. W. Vreeland, Arcola; Otto Pehl, Rochelle Park; Isaac A. Hopper, Clerk and Registrar, Fair Lawn.

Sandyston, Sussex County; population, 872. Members and Officers—Warren Van Sickle, President and Registrar, Bevens; Dennis Aber, Hainesville; John Jagger, Hainesville; Edward Snook, Layton; M. D. Hughes, M.D., Clerk, Branchville.

Sayreville, Middlesex County; population, 4,779. Members and Officers—August Rohde, President, Sayreville; William Burke, Sayreville; Henry Arfeth, Sayreville; J. H. Beekman, M.D., Sayreville; Thos. Creamer, Clerk and Registrar, Sayreville; Patrick Farley, Inspector, Sayreville.

Shamong, Burlington County; population, 508. Members and Officers—Mahlon Prickett, Registrar, Indian Mills.

Shrewsbury, Monmouth County; population, 5,502. Members and Officers—A. L. Ivins, President, Red Bank; Wm. H. Houston, Red Bank; Wm. A. Van Schoick, Red Bank; George D. Cooper, Red Bank; John M. Corlies, East Oceanic; Forman R. Smith, Fair Haven; A. C. Harrison, Clerk, Red Bank; A. L. Ivins, Registrar, Red Bank; Wm. Churchin, Inspector, Fair Haven.

Southampton, Burlington County; population, 1,860. Members and Officers—Lewis S. Brown, Registrar, Vincentown.

South Brunswick, Middlesex County; population, 2,489. Members and Officers—Wm. H. Gulick, President, Kingston; J. H. Stults, Cranbury;

J. B. Rowland, Monmouth Junction; Wm. Perkins, Clerk and Registrar, Princeton.

South Harrison, Gloucester County; population, 680. Members and Officers—Richard D. Ridgway, President, Mullica Hill; George F. Wilkinson, Harrisonville; Mathew Allen, Harrisonville; D. C. Lippincott, Clerk, Harrisonville; Samuel Ashcraft, M.D., Inspector, Mullica Hill.

South Orange, Essex County; population, 1,946. Members and Officers—Wm. H. Kemp, President, Maplewood; H. Stacy Smith, Maplewood; Wm. A. Greenaway, Hilton; B. B. Ranson, M.D., Maplewood; Edward R. Arcularius, Clerk, Hilton; Thomas C. Baker, Registrar, Maplewood; Elvia Scott, Inspector, South Orange.

Sparta, Sussex County; population, 1,613. Members and Officers—Wm. Vanblarcom, President, Sparta; R. H. Earl, Sparta; Geo. Vanblarcom, J. W. Maseker, Clerk and Registrar, Sparta.

Springfield, Burlington County; population, 1,323. Members and Officers—Geo. J. Harker, President, Jobstown; Clayton Hancock, Columbus; Philip N. Haines, Burlington; J. E. Dubell, M.D., Columbus; John B. Tilton, Clerk, Wrightstown.

Springfield, Union County; population, 1,123. Members and Officers—Robert Morrison, President, Springfield; Richard Triviect, Springfield; Fred. Kenley, Springfield; Lewis T. Terry, Secretary and Registrar, Springfield; W. M. Barns, M.D., Inspector, Springfield.

Stafford, Ocean County; population, 994. Members and Officers—John B. Courtney, Clerk, Manahawkin.

Stillwater, Sussex County; population, 815. Members and Officers—Alvin Ray, President, Stillwater; John R. Kice, Stillwater; Charles A. Lewis, Stillwater; O. Van Horn, Clerk and Registrar, Stillwater.

Stow Creek, Cumberland County; population, 855. Members and Officers—Asa Bitters, President, Roadstown; Charles Ware, Roadstown; Lewis Willis, Bridgeton; Belford M. Bonham, Clerk and Registrar, Roadstown.

Tabernacle, Burlington County; population, 462. Members and Officers—J. C. Haines, President, Vincentown; A. C. Taylor, Vincentown; Charles H. Alloway, Vincentown; Geo. H. Wisham, Registrar, Vincentown.

Teaneck, Bergen County; population, 1,222. Members and Officers—Wm. Bennett, President, Teaneck; Robert Stevenson, Teaneck; Cornelius Terhune, Teaneck; W. L. Middlemas, Clerk, Registrar and Inspector, Teaneck.

Tewksbury, Hunterdon County; population, 1,815. Members and Officers—Lewis L. Apgar, Lebanon; L. M. Hoffman, Calton; Jacob J. Neff, New Germantown; Hezekiah Philhower, Secretary and Registrar, Calton; Francis A. Apgar, M.D., Inspector, New Germantown.

Union, Bergen County; population, 2,188. Members and Officers—Charles J. White, President, Lyndhurst; John H. Burke, Lyndhurst; Edmund M. Grimes, Lyndhurst; Thomas E. Buckley, Clerk and Registrar, Lyndhurst; Louis Enlo, Inspector, Lyndhurst.

Union, Hunterdon County; population, 923. Members and Officers—G. R. Eméry, President, Jutland; Edgar Allen, Pattenburg; Geo. B. Smith, Clinton; Morris Stockton, Clerk and Registrar, Pattenburg.

Union, Ocean County; population, 913. Members and Officers—Charles H. Reeve, President, Barnegat; John K. S. Cox, Barnegat; Edward W.

* No report received.

* No report received.

Exel. Barnegat; E. R. Wills, Clerk and Registrar, Barnegat; Howard Conrow, Inspector, Barnegat.

Union, Union County; population, 2,614. Members and Officers—John H. Doremus, President, Lyons Farms; Daniel H. Beach, Union; D. B. Wade, Union; D. Hobart Sayre, Clerk and Registrar, Union.

Upper, Cape May County; population, 1,350. Members and Officers—Harry Young, President, Beesley's Point; Washington Van Gilder, Petersburg; Zachariah Townsend, Tuckahoe; Jesse T. Young, Clerk, Beesley's Point; W. Shaw, Registrar, Tuckahoe; Randolph Marshall, Inspector, Tuckahoe.

Upper Freehold, Monmouth County; population, 2,002. Members and Officers—Isaac S. Dawes, President, Imlaystown; John W. Havens, Cream Ridge; Joseph Johnston, Allentown; F. C. Price, M.D., Clerk, Imlaystown; Wm. Quicksell, Registrar, Hornerstown.

Upper Penn's Neck, Salem County; population, 793. Members and Officers—Jos. E. Clark, President, Pennsgrove; Wilbert L. Sailor, Pennsgrove; Jos. Lloyd, Pennsgrove; J. Ford Thompson, Clerk, Pennsgrove.

Upper Pittsgrove, Salem County; population, 1,722. Members and Officers—R. MacFarland, President, Monroeville; Wm. Mayhew, Elmer; John Hitchner, Daretown; Geo. W. Fitch, M.D., Daretown; R. A. Robinson, Clerk and Registrar, Monroeville.

***Vernon, Sussex County;** population, 1,649. Members and Officers—A. P. Shaw, Secretary and Registrar, Vernon.

***Verona, Essex County;** population, 2,576. Members and Officers—H. B. Whitehorne, M.D., Secretary, Verona.

Voorhees, Camden County; population, 1,009. Members and Officers—Edw. C. Gardner, President, Kirkwood; Chas. H. Hammel, Marlton; Geo. Riggins, Gibbsboro; W. A. Wescott, M.D., Berlin; S. H. Gardiner, Clerk and Registrar, Ashland.

Wall, Monmouth County; population, 3,518. Members and Officers—Geo. C. Wilson, President, Belmar; Edgar C. White, Belmar; S. B. Pearce, Brielle; Geo. E. Rogers, Clerk, Registrar and Inspector, Belmar.

Wallpack, Sussex County; population, 325. Members and Officers—Nicholas Tillman, President, Wallpack Centre; Samuel Cole, Wallpack Centre; Daniel S. Smith, J. W. Bunnell, Assessor, Bevans.

Wantage, Sussex County; population, 2,080. Members and Officers—J. C. House, President, Sussex; I. Brink, Sussex; W. T. Wright, Sussex; F. Coe, Sussex; S. M. Parcell, Clerk, Sussex; H. G. Vangesbeck, M.D., Inspector, Sussex.

Warren, Somerset County; population, 974. Members and Officers—John Gunten, President, Warrenville; Henry Williams, Warrenville; Frank Alletta, Warrenville; Edmund E. Sage, Clerk and Registrar, Plainfield, R. F. D. No. 3.

Washington, Bergen County; population, 382. Members and Officers—August Ramish, President, Westwood; Wm. Derrickson, Wm. G. Kopping, Lucas C. Blauvelt, Clerk and Registrar, Westwood.

Washington, Burlington County; population, 568. Members and Officers—Albert Sooy, President, Greenbank; J. M. Birchall, Greenbank; Thos. K. Sooy, Greenbank; J. R. Koster, Clerk and Registrar, Greenbank.

Washington, Gloucester County; population, 1,336. Members and Offi-

cers—B. Frank Allen, President, Sewell; Harry Evans, Sewell; G. R. Hurff, Turnersville; J. E. Hurff, M.D., Blackwood; C. D. Nicholson, Clerk and Registrar, Turnersville.

***Washington, Mercer County;** population, 1,173. Members and Officers—E. K. Cole, President and Clerk, Windsor.

Washington, Morris County; population, 2,021. Members and Officers—John A. Parker, President, Schooley's Mountain; Fred. Apgar, Parker; Ed. Sutton, M.D., German Valley; G. H. Sliker, Clerk and Registrar, Pleasant Grove; Mahlon Van Nest, Inspector, German Valley.

Washington, Warren County; population, 1,089. Members and Officers—William Garrison, President, Washington; Oren Perry, Washington; Charles B. Smith, M.D., Washington; Wm. H. Apgar, Port Colden; Samuel Rhinehart, Clerk and Assessor, Washington.

***Waterford, Camden County;** population, 2,713. Members and Officers—C. D. Heath, President and Registrar, Berlin.

Wayne, Passaic County; population, 2,017. Members and Officers—Geo. W. Colfax, President, Pompton; John Berder, Mountain View; Wm. H. Birchenough, Paterson; H. M. Berdan, Clerk, Paterson, R. F. D. No. 1; Thos. D. Ryerson, Registrar, Wayne.

Weehawken, Hudson County; population, 8,027. Members and Officers—Francis M. McCauley, President, Weehawken; Louis Anderson, Weehawken; Joseph Bessonnett, Weehawken; George McDonald, Weehawken; Fred. Rubart, Weehawken; Silas Platner, Weehawken; John M. Hannan, Weehawken; F. B. Stillwagon, M.D., Inspector, Weehawken; Emile W. Graunt, Clerk, Weehawken; John Haydock, Assistant Inspector, Weehawken.

Westampton, Burlington County; population, 542. Members and Officers—Firman Dubell, President, Mount Holly; Clarence Loveland, Mount Holly; Wm. H. Austin, Mount Holly; Hudson B. Haines, Clerk, Mount Holly; Elmer D. Prickett, M.D., Inspector, Mount Holly.

West Amwell, Hunterdon County; population, 858. Members and Officers—Charles A. Slack, President, Lambertville; Charles E. Holcombe, Mount Airy; William J. Cane, Lambertville; George H. Carr, Clerk, Lambertville; Frank W. Larrison, M.D., Inspector, Lambertville.

West Deptford, Gloucester County; population, 2,227. Members and Officers—Wm. R. Gibbs, President, Thorofare; R. M. Plum, Thorofare; Joseph Moore, Woodbury; James Hunter, Westville; James Carter, Clerk and Registrar, Thorofare.

West Milford, Passaic County; population, 2,002. Members and Officers—C. La Roe, President, Newfoundland; Wm. W. Eckhart, Newfoundland; D. E. Drake, M.D., Newfoundland; S. E. Colter, Echo Lake; E. T. La Roe, Clerk, Newfoundland.

***West Windsor, Mercer County;** population, 1,320. Members and Officers—C. W. Hutchinson, Registrar, Dutch Neck.

Weymouth, Atlantic County; population, 900. Members and Officers—Anderson Campbell, President, Tuckahoe; Thos. Bailey, Tuckahoe; R. P. Sheppard, Tuckahoe; F. R. McKeague, Registrar, Tuckahoe; R. Marshall, M.D., Inspector, Tuckahoe.

***Willingboro, Burlington County;** population, 658. Members and Officers—Jerome Wills, Secretary and Registrar, Burlington.

***Winslow, Camden County;** population, 2,856. Members and Officers—Michael G. Burdsall, Clerk, Tansboro.

* No report received.

* No report received.

Woodbridge, Middlesex County; population, 10,221. Members and Officers—Peter K. Edgar, President and Registrar, Woodbridge; John S. Dooley, Woodbridge; Howard Pender, Woodbridge; Charles S. Farrell, Woodbridge; Randolph Lee, Woodbridge; Anton Kuhlman, Clerk, Port Reading; R. A. Hirner, Inspector, Woodbridge.

Woodland, Burlington County; population, 413. Members and Officers—Victor Ritzendollar, President, Chatsworth; Elmer C. Dunfee, Chatsworth; Charles H. Grant, Chatsworth; W. J. Buzby, Clerk, Chatsworth; Andrew Bozarth, Registrar, Chatsworth.

*Woolwich, Gloucester County; population, 1,138. Members and Officers—W. G. Simmons, M.D., Secretary and Inspector, Swedesboro.

* No report received.

List of Registrars of Vital Statistics.

CITIES.

NAME OF PLACE.	NAME OF REGISTRAR.	ADDRESS.
Asbury Park	Budd H. Obert	Asbury Park.
Atlantic City	Alfred T. Glenn	Atlantic City.
Bayonne	C. J. Rooney	Jersey City.
Belvidere	U. G. Pursell	Belvidere.
Beverly	W. S. Fenimore	Beverly.
Bordentown	H. W. Kunzl	Bordentown.
Bridgeton	Frank L. Hewitt	Bridgeton.
Burlington	Thos. S. Mooney	Burlington.
Camden	I. V. Bradley	Camden.
Cape May	John W. Thompson	Cape May.
Dover	J. H. C. Hunter	Dover.
East Orange	Edgar Williams	East Orange.
Egg Harbor	V. F. Hoffmann	Egg Harbor.
Elizabeth	John F. Kenah	Elizabeth.
Englewood	Robert Jamieson	Englewood.
Gloucester City	George C. Wynkoop	Gloucester City.
Hackensack	Wm. P. Ellery	Hackensack.
Hoboken	Joseph Tucker	Hoboken.
Jersey City	Thos. H. Giblin	Jersey City.
Lambertville	James H. Reynolds	Lambertville.
Long Branch	E. B. Blaisdell	Long Branch.
Milville	L. H. Hogate	Milville.
Montclair	Chester H. Wells	Montclair.
Morristown	David H. Wilday	Morristown.
Newark	James F. Connolly	Newark.
New Brunswick	James A. Morrison	New Brunswick.
Orange	Willett B. Gano	Orange.
Passaic City	George F. Grear	Passaic.
Paterson	Charles S. Gall	Paterson.
Perth Amboy	Chas. M. MacWilliams	Perth Amboy.
Phillipsburg	Frank Kneedler	Phillipsburg.
Plainfield	H. O. Mattison	Plainfield.
Rahway	Charles H. Lambert	Rahway.
Salem	Clinton Bowen	Salem.
Summit	Dr. J. E. Rowe	Summit.
Trenton	Harry B. Salter	Trenton.
Woodbury	J. E. Estell	Woodbury.

BOROUGHES.

NAME OF PLACE.	NAME OF REGISTRAR.	ADDRESS.
Allendale	J. M. Christopher	Allendale.
Allenhurst	Wm. H. Conover	Allenhurst.
Allentown	W. R. Forsythe	Allentown.
Alpine	L. H. Tavernier	Alpine.
Andover	S. H. Wilson	Andover.
Angiesea	W. E. Young	Angiesea.

BOROUGHES—Continued.

NAME OF PLACE.	NAME OF REGISTRAR.	ADDRESS.
Atlantic Highlands.	Thos. H. Leonard	Atlantic Highlands.
Audubon	Howard Callingham	Audubon.
Avalon	Charles B. Kates	Avalon.
Avon	H. M. Dolan	Avon-by-the-Sea.
Barnegat City	James V. Jones	Barnegat City.
Bay Head	Julius Foster	Bay Head.
Beach Haven	Thomas A. Gavin	Beach Haven.
Belmar	Charles O. Hudnut	Belmar.
Bergenfield	John J. Huyler	Alpine.
Bogota	Harlan P. Ross	Bogota.
Bound Brook	Charles McNabb	Bound Brook.
Bradley Beach	C. F. Burney	Bradley Beach.
Branchville	C. A. Canfield	Branchville.
Brigantine	J. A. Price	Brigantine.
Butler	Allen Looker, Jr.	Butler.
Caldwell	J. J. Van Orden	Caldwell.
Cape May Point	L. Miller	Cape May Point.
Carlstadt	Herman Foth	Carlstadt.
Chatham	D. H. Crawford	Chatham.
Chestlurst	J. T. Humphries	Chestlurst.
Clayton	C. F. Fister, M.D.	Clayton.
Cliffside Park	Jean H. Raas	Cliffside.
Clinton	George A. Hall	Clinton.
Cluster	Alfred Anderson	Cluster.
Collingswood	H. B. Earnest	Collingswood.
Cresskill	George Y. Allaire	Cresskill.
Deal	H. D. Harris	Deal.
Delford	H. A.ingham	Orendel.
Demarest	William Beggs	Demarest.
Dumont	E. S. Clarke	Dumont.
Dunellen	Charles A. Coriell	Dunellen.
East Newark	C. J. Rooney	Jersey City.
East Rutherford	C. R. Wheatley	East Rutherford.
Edgewater	John R. Towle	Edgewater.
Elmer	Hiram Van Meter	Elmer.
Englewood Cliffs	John G. Ropes	Coytesville.
Englishtown	E. T. Reid	Englishtown.
Essex Fells	T. Byrne Ivy	Essex Fells.
Etna	H. I. Angell	Etna.
Fairview	John C. Bush	Fairview.
Fanwood	Samuel W. McAnold	Fanwood.
Farmingdale	Frank P. Van Note	Farmingdale.
Fieldsboro	George W. Carman	Fieldsboro.
Florham Park	Henry W. Young	Florham Park.
Folsom	John C. City	Folsom.
Fort Lee	Robert H. Morrow	Coytesville.
Frenchtown	Wm. R. Shurts	Frenchtown.
Garfield	L. H. Helzlsouer	Garfield.
Garwood	C. D. Costleigh	Garwood.
Glen Ridge	Clarence Place	Glen Ridge.
Glen Rock	J. B. Christopher	Ridgewood.
Haddonfield	Wm. H. Harrison	Haddonfield.
Haddon Heights	Wm. H. Key	Haddon Heights.
Harrington Park	C. G. Eckeson	Harrington Park.
Hasbrouck Heights.	W. F. De Voy	Hasbrouck Heights.
Haworth	Henry F. Copeland	Haworth.
Hawthorne	W. F. Thompson	Hawthorne.
Helmetta	Edward J. Clemens	Helmetta.
High Bridge	P. H. Murray	High Bridge.
Highlands	S. Liming	Highlands.
Highland Park	F. A. Metzrath	New Brunswick.
Hightstown	Frank J. Jeunison	Hightstown.
Hoy Beach	Forrest B. Long	Holly Beach.
Hopatcong	Theo. A. K. Gessler	Landing.
Hopewell	Robert Zuluaf	Hopewell.
Island Heights	Frank Simpson	Island Heights.
Junction	E. E. Riddle	Junction.
Lavalette	A. G. Fischer	Lavalette.
Leonia	H. M. Thompson	Leonia.
Linden	Jos. B. McDonagh	Linden.
Linwood	James Farish	Linwood.
Little Ferry	Louis Brauer	Little Ferry.

BOROUGHES—Continued.

NAME OF PLACE.	NAME OF REGISTRAR.	ADDRESS.
Lodi	Jacob Van Hook	Lodi.
Longport	E. F. Cook	Longport.
Madison	Chas. E. Cook	Madison.
Mansquan	Thomas A. Parks	Mansquan.
Matawan	W. A. Rodgers	Matawan.
Maywood	G. M. Fetzer	Maywood.
Merchantville	Wm. B. Stewart	Merchantville.
Metuchen	Dr. A. L. Ellis	Metuchen.
Midland Park	Thomas Holt	Midland Park.
Millstone	George C. Kitchen	Millstone.
Milltown	Robert A. Harkins	Milltown.
Montvale	John B. Haring	Montvale.
Mount Arlington	Cyrus E. Cook	Mt. Arlington.
Mountainside	J. O'Connors	Mountainside.
Mount Tabor		
National Park	Wm. P. Abdill	National Park.
Neptune City	S. H. Hendricks	Asbury Park.
Netcong	Charles W. Eaton	Netcong.
New Providence	Wm. Woodruff	New Providence.
North Caldwell	Fred. L. Baldwin	Caldwell.
Northfield City	E. C. Duberson	Bakersville.
North Haledon	Sannet Clowes	Haledon.
North Plainfield	Dr. A. H. Dundon	Plainfield.
North Spring Lake	F. M. Hunt	Spring Lake Beach.
Norwood	Paul Luebkert	West Norwood.
Nutley	Henry W. Whitfield	Nutley.
Oakland	W. B. Romaine	Oakland.
Oaklyn	Emil C. Hessert	Oaklyn.
Ocean City	T. Lee Adams	Ocean City.
Ocean Grove		
Old Tappan	R. E. Haring	Tappan, N. Y.
Orvill	Francis C. Kopp	Hohokus.
Palisades Park	S. Wells	Palisades Park.
Park Ridge	J. C. Forbes	Park Ridge.
Paulsboro	Jacob Ballinger	Paulsboro.
Pemberton	J. J. Brander	Pemberton.
Pennington	Joseph C. Bunn	Pennington.
Pennsrove	Dr. P. Lummis	Pennsrove.
Pittman Grove	Dr. C. H. Phillips	Pittman Grove.
Pleasantville	Wilbur Reed	Pleasantville.
Point Pleasant	Abraham Lower	Point Pleasant.
Pompton Lakes	H. L. Wells	Pompton Lakes.
Port Republic City	Charles J. Leubert	Port Republic.
Princeton	Walter Howe	Princeton.
Prospect Park	Jacob Doele	Pateron.
Raritan	Geo. H. Brightbill	Raritan.
Ridgefield	B. F. Underwood, M.D.	Ridgefield.
Riverside	J. H. Weston	Cherry Hill.
Riverton	Jacob G. Cottrell	Riverton.
Rockaway	Wm. A. Parلمان	Rockaway.
Rocky Hill	A. J. Skrim	Rocky Hill.
Rosevelt	C. C. Sheridan	Carteret.
Roselle	G. A. Rawlins	Roselle.
Roselle Park	Fred. Nichols	Roselle Park.
Rutherford	Geo. W. Lawton	Rutherford.
Saddle River	James L. Ackerman	Saddle River.
Seabright	James P. Armstrong	Seabright.
Sea Isle City	W. H. Hambleton	Sea Isle City.
Seaside Park	Dr. J. B. Wood	Seaside Park.
Secaucus	James E. Somers	Jersey City.
Somers Point	James E. Scull	Somers Point.
South Amboy	F. E. De Graw	South Amboy.
South Atlantic City	Charles Hart	South Atlantic City.
South Cape May		
South River	J. C. Bowne	South River.
Spring Lake Beach.	D. H. Hills	Spring Lake Beach.
Stanhope	A. S. Van Arsdale	Stanhope.
Stockton	P. E. Rockefeller	Stockton.
Sussex	Chas. E. Wilson	Sussex.
Swedesboro	Wm. H. Rieger	Swedesboro.
Tenafly	J. B. W. Lansing, M.D.	Tenafly.

BOROUGHES—Continued.

NAME OF PLACE.	NAME OF REGISTRAR.	ADDRESS.
Totowa	Wilbur De Mott	Paterson, R. F. D. No. 1.
Tuckerton	T. Wilmer Speck	Tuckerton.
Upper Saddle River.	A. A. Zabriskie	Saddle River.
Ventnor City	William Kuhl	Atlantic City.
Vineland	Dr. C. M. Gray	Vineland.
Washington	James Brennan	Washington.
Wenonah	A. J. Craft	Wenonah.
West Caldwell	Jesse W. English	Caldwell.
West Cape May	C. C. Francisco	Eldredge.
Westwood	Theo. W. Reeves	Westwood.
Wharton	N. Cleveland	Wharton.
Wildwood	Wm. H. Force	Wildwood.
Woodbine	C. G. Eldredge	Woodbine.
Woodcliff	L. M. Dancerbirst	Woodcliff.
Wood Lynne	G. J. Wortendyke	Wood Lynne.
Wood Ridge	F. G. Muggleworth	Wood Ridge.
Woodstown	F. W. Lehmann	Woodstown.
	H. H. Stepler	

TOWNS.

NAME OF PLACE.	NAME OF REGISTRAR.	ADDRESS.
Absecon	Samuel Johnson	Absecon.
Bloomfield	Wm. L. Johnson	Bloomfield.
Boonton	W. B. Bailey	Boonton.
Freehold	Alonzo Brower	Freehold.
Guttenberg	C. J. Rooney	Jersey City.
Hackettstown	A. G. Boettiger	Hackettstown.
Hammonton	J. L. O'Donnell	Hammonton.
Harrison	C. J. Rooney	Jersey City.
Irvington	Mahlon Stockman	Irvington.
Kearny	Nevin Kennedy, Sr.	Kearny.
Keyport	Dr. E. H. Garrison	Red Bank.
Red Bank	W. R. Sutphen	Somerville.
Somerville	C. J. Rooney	Jersey City.
Town of Union	C. J. Rooney	Jersey City.
Westfield	C. W. Harden	Westfield.
West Hoboken	C. J. Rooney	Jersey City.
West New York	C. J. Rooney	Jersey City.
West Orange	B. L. Williams	West Orange.

VILLAGES.

NAME OF PLACE.	NAME OF REGISTRAR.	ADDRESS.
Ridgefield Park	C. A. Knox	Ridgefield Park.
Ridgewood	J. B. Hopper	Ridgewood.
South Orange	Dr. A. C. Benedict	South Orange.

TOWNSHIPS.

NAME OF PLACE.	NAME OF REGISTRAR.	ADDRESS.
Aquackanonk	Richard Berry	Clifton.
Alexandria	John C. Wilson	Everettstown.
Allamuchy	Geo. A. Hilsen	Garmanchy.
Alloway	Wm. E. Simpkins	Elmer.
Andover	William Iliff	Lafayette.
Atlantic	Frank E. Heyer	Colt's Neck.
Basin River	Edward E. Cramer	New Gretna.
Bedminster	H. W. Vanderbeek	Gladstone.
Belleville	H. W. Underwood	Belleville.
Berkley	Devine Butler	Bayville.
Bernards	S. S. Baldwin	Liberty Corner.
Bethlehem	Geo. C. Lott	Bordentown.
Beverly	Jos. B. Carter	Delanco.
Blairstown	Jos. A. Dugan	Walnut Valley.
Boonton	Jos. Stevenson	Boonton.
Bordentown	Dr. Hugh Le Jambre	Bordentown.
Branchburg	Dr. McCullough	North Branch Depot.
Brick	J. H. Harvey	West. Pt. Pleasant.
Bridgewater	B. T. Conkling	Somerville.
Buena Vista	Alfred Pennock, Sr.	Vineland.
Burlington	Thos. E. Gandy	Burlington.
Byram	Samuel McMickle	Sparta.
Caldwell	Theo. Vincent	Caldwell.
Centre	John H. Jackson	Magnolia.
Chatham	J. H. Eebout	New Providence.
Chester (Bur.)	George W. Heaton	Moorestown.
Chester (Mor.)	Abram Tiger	Chester.
Chesterfield	Wm. Wallace	Crosswicks.
Chathamton	Thos. E. Steele	Parvna.
Clark	Wm. J. Thompson	Rahway.
Clementon	George W. Evans	Lindenwald.
Clinton	Bergen B. Berkaw	Amundale.
Commercial	Walter C. Rizzin	Port Norris.
Cranbury	A. M. Davison	Cranbury.
Cranford	F. W. Swackhamer	Cranford.
Deerfield	E. R. Parvin	Deerfield Street.
Delaware (Cam.)	William Grant	Haddonfield.
Delaware (Hun.)	David L. Holcombe	Lambertville.
Deiran	George Friday	Riverside.
Dennis	I. S. Townsend	Clermont.
Deptford	C. C. Hendley	Westville.
Dover	Thomoe E. Irons	Towam River.
Downe	S. Campbell	Newport.
Eagleswood	E. F. Cramer	West Creek.
Eastampton	Chas. F. Holzbauer	Smithville.
East Amwell	Edgar Higgins	Ringsboro.
East Brunswick	Henry Wandsorfer	New Brunswick.
East Greenwich	J. C. Dawson	Mickleton.
East Windsor	S. L. Mount	Etra.
Eatontown	Douglas Riddle	Oceanport.
Egg Harbor	George S. Winner	Sculville.
Elk	Samuel L. Seran	Atra.
Elsinboro	Charles P. Farnkopt	Salom.
Evesham	Wm. F. Powell	Marlton.
Fring	Wm. H. Caldwell	Trenton.
Fairfield	James B. Mulford	Fairton.
Fanwood	Geo. H. Johnston	Scotch Plains.
Florence	Byron Carity	Florence.
Frankford	Daniel Dalrymple	Papaking.
Franklin (Ber.)	Daniel Snyder	Midland Park.
Franklin (Glo.)	H. C. Richman	Malaga.
Franklin (Hun.)	Elwood Nixon	Quakertown.
Franklin (Som.)	A. Hummer	East Millstone.
Franklin (War.)	E. B. Butler-Wark	Asbury.
Fredon	Joseph E. Huff	Newton.
Freehold	R. V. Lawrence	Freehold.
Freehingsen	W. H. Ackerson	Blairstown.
Galloway	E. Smith	Oceanville.
Glassboro	J. T. Abbott	Glassboro.
Gloicester	Martin Schubert	Kirkwood.
Green	Irving L. Labar	Tranquility.

TOWNSHIPS—Continued.

NAME OF PLACE.	NAME OF REGISTRAR.	ADDRESS.
Greenwich (Cum.)	J. W. Butler	Orchello.
Greenwich (Glo.)	Jacob M. Allen	Gibbstown.
Greenwich (War.)	Wm. Sherret	Bloomsbury.
Haddon	James S. Williams	Westmont.
Lancaster (Atl.)	Harry Jenkins	Mays Landing.
Hamilton (Mer.)	J. T. Allison	Yardville.
Hampton	John W. Thompson	Hair.
Hanover	Edwin C. Quinby	Whippany.
Hardwick	Marcus C. Hill	Blairstown.
Hardyston	Smith Simpson	Hamburg.
Harmony	Freeman Schuler	Rocksburg.
Harrington	Emil Kober	Closter.
Harrison	Ed. Herlihy	Richwood.
Hilshoro	J. H. Saums	Somerville.
Hillsdale	John W. Kinmouth	Hillsdale.
Hohokus	D. S. Wanamaker	Ramsey.
Holland	H. B. Vansyckel	Milford.
Holmdel	W. D. Kenney	Holmdel.
Hope	L. C. Fleming	Townsbury.
Hopewell (Cum.)	Walter L. Minch	Shiloh.
Hopewell (Mer.)	Charles H. Hart	Titusville.
Howell	James H. Butcher	Jackson's Mills.
Independence	W. K. Teel	Woodport.
Jackson	W. S. Hendrickson	Flemington.
Jefferson	Charles Chamberlain	Columbia.
Kingwood	Samuel J. Snyder	Fork and River.
Knowlton	Milton De Witt	Lafayette.
Lacey	B. F. Matthews	Lakewood.
Lafayette	H. C. Strader, M.D.	Vineland.
Lakewood	J. B. Robbins	Cedarville.
Lands	Henry Taylor	Lawrenceville.
Lawrence (Cum.)	Furman B. Sheppard	Glen Gardner.
Lawrence (Mer.)	Frank Pierson	Linden.
Lebanon	E. R. Waters	Tuckerton.
Linden	Frank B. Stimson	Little Falls.
Little Egg Harbor	William Speck	Roseland.
Little Falls	W. W. Wilson	Wood Ridge.
Livingston	George E. De Camp	Bridgeport.
Lodi	Julius Fries	Beach Haven.
Logan	S. B. Platt	Shimers.
Long Beach	A. H. T. Rider	Cape May.
Lopatcong	E. F. Kline	Hancock's Bridge.
Lower	J. P. Mackicckle	Pennsville.
Lower Alloways Creek	Edward Hancock	Mount Holly.
Lower Penn's Neck.	E. L. Irehan	Brownstown.
Lumberton	H. D. Cullin	Tennent.
Madison	D. H. Brown	Lakehurst.
Manalapan	Samuel C. Bowne	Haledon.
Manchester (Ocean.)	Amos Bozarth	Salem.
Manchester (Pas.)	G. V. Spangnmacher	Columbus.
Mannington	J. B. Grier	Oxford.
Mansfield (Bur.)	Jos. H. Armstrong	Sewald.
Mansfield (War.)	J. P. Frome	Englishtown.
Mantua	Wm. S. Hurff	Matawan.
Marlboro	W. C. McElwaine	Leesburg.
Matawan	Richard Heuser	Medford.
Maurice River	Henry Reeves, Jr.	Brookside.
Medford	Wm. M. Potts	Pierces.
Mendham	F. H. Garrabrant	Navesink.
Middle	Joseph Camp	Ridgewood.
Middletown	Omar Sickles	Millburn.
Midland	John D. Bogert	Cranbury.
Millburn	John M. Drake	Williamstown.
Millstone	George J. Eli	Prospect Plains.
Monroe (Glo.)	John W. McClure	Fort Jervis, N. Y.
Monroe (Mid.)	R. R. Vanderbergh	Belle Mead.
Montague	George McCarty	Pine Brook.
Montgomery	C. R. Allhouse	Morrisstown.
Montville	A. W. Boyer	
Morris	Thos. T. Sands	
Mount Laurel	Benj. M. Haines	

TOWNSHIPS—Continued.

NAME OF PLACE.	NAME OF REGISTRAR.	ADDRESS.
Mount Olive	S. W. Salmon	Mount Olive.
Mullica	J. R. Abbott	Nesco.
Neptune	Wm. R. O'Brien	Asbury Park.
New Hanover	Niles Hamine	Wrightstown.
New Providence	W. G. Johnson	New Providence.
Newton	P. H. Van Horn	Newton.
Northampton	M. H. Girvin	Mount Holly.
North Bergen	C. J. Rooney	Jersey City.
North Brunswick	J. V. Williamson	New Brunswick.
North Hanover	Pearson Taylor	Wrightstown.
North Plainfield	A. P. Voorbies	Plainfield.
Ocean (Mon.)	Harry G. Van Note	Oakhurst.
Ocean (Ocean)	George H. Brown	Waretown.
Oldmans	Edwin E. Somers	Pedricktown.
Orvil	Charles Pfitzer	Waldwick.
Overpeck	Wm. H. Hunter	Ridgefield Park.
Oxford	Michael Mountain	Oxford.
Pahaquarry	Hiram Zimmerman	Millbrook.
Palisade	William Ely	New Bridge.
Palmyra	F. Blackburn	Palmyra.
Passaic	J. A. Harvey	Strling.
Pemberton	Barclay Seeds	Pemberton.
Pensauken	Harry E. Horner	Merchantville.
Pequanock	Alfred Gilland	Pompton Plains.
Pilesgrove	David F. Davis	Woodstown.
Piscataway	Geo. W. Coriell	New Market.
Pittsgrove	George Shalick	Centerton.
Pittsted	George Hartshorne	New Egypt.
Pohatcong	Harry E. Boyer	Springtown.
Pompton	David Beam	Midvale.
Princeton	Charles E. Gulick	Princeton.
Quinton	Chas. S. Bassett	Quinton.
Randolph	L. G. Bryant	Dover.
Raritan (Hun.)	Wm. S. Ruchmann	Flemington.
Raritan (Mid.)	Wm. T. Voerner	New Brunswick.
Raritan (Mon.)	W. C. Smith	Keyport.
Readington	John W. Opte	Three Bridges.
Ridgefield	Thos. F. Mallon	Coytesville.
Riverside	Charles Heiss	Riverside.
Rivervale	C. H. De Voe	Rivervale.
Rockaway	Thomas Grant	Hibernia.
Roxbury	E. W. Kilpatrick	Kenvil.
Saddle River	Isaac A. Hopper	Fair Lawn.
Sandynton	W. H. Van Sickle	Sevens.
Sayreville	Thos. Creamer	Parlin.
Shamong	Mahlon Prickett	Indian Mills.
Shrewsbury	Albert L. Pyins	Red Bank.
Southampton	Chas. G. Naylor	Vincetown.
South Brunswick	Wm. Perkins	Princeton.
South Harrison	D. C. Lippincott	Harrisonville.
South Orange	Thos. C. Baker	Maplewood.
Sparta	Thos. F. Masoker	Sparta.
Springfield (Bur.)	John B. Tilton	Wrightstown.
Springfield (Union)	Lewis T. Terry	Springfield.
Stafford	John B. Courtnev	Manahawkin.
Stillwater	Obadiah Van Horn	Stillwater.
Stow Creek	E. M. Bonham	Roadstown.
Tabernacle	George H. Wislam	Vincetown.
Teaneck	W. L. Middleman	Teaneck.
Tewksbury	Hezekiah Pailthower	Califon.
Union (Ber.)	Thos. F. Buckley	Lyndhurst.
Union (Hun.)	Morris Stockton	Zatonsburg.
Union (Ocean)	E. R. Willis	Barnegat.
Union (Union)	D. H. Sayre	Union.
Upper	F. Smith	
Upper Freehold	Wm. Quicksill	Marmora.
Upper Penn's Neck.	George W. Hewitt	Burntstown.
Upper Pittsgrove	R. A. Robinson	Pensgrove.
Verona	John Gunderson	Monroeville.
Voorhees	C. S. Simonson	Glenwood.
	S. H. Gardiner	Verona.
		Ashtand.

TOWNSHIPS—Continued.

NAME OF PLACE.	NAME OF REGISTRAR.	ADDRESS.
Wall	George E. Rogers	Belmar.
Wallpack	J. W. Bunnell	Bevans.
Wantage	S. M. Parcell	Sussex.
Warren	Edmund E. Sage	Gillette.
Washington (Ber.)..	Lucas C. Blauvelt	Westwood.
Washington (Bur.)..	J. R. Koster	Green Bank.
Washington (Glo.)..	C. B. Nicholson	Turnersville.
Washington (Mer.)..	C. N. Hutchinason	Robbinsville.
Washington (Mor.)..	Geo. H. Sliker	Pleasant Grove.
Washington (War.)..	Samuel Binehart	Washington.
Waterford	Charles D. Heath	Berlin.
Wayne	Thos. D. Ryerson	Wayne.
Weehawken	C. J. Rooney	Jersey City.
Westampton	Hudson B. Haines	Mount Holly.
West Amwell	George H. Carr	Lambertville.
West Deptford	James Carter	Thorofare.
West Milford	Edward T. La Roe	Newfoundland.
West Windsor	C. W. Hutchinson	Dutch Neck.
Weymouth	F. R. McKague	Tuckahoe.
Willingboro	W. W. Vansiver	Beverly.
Winslow	Joseph Graham	Cedar Brook.
Woodbridge	Peter K. Edgar	Woodbridge.
Woodland	Andrew Bozarth	Chatsworth.
Woolwich	H. C. Howey	Swedesboro.

List of Coroners in New Jersey.

Atlantic County—George Seuft, Edmund C. Gaskill, Jr., William J. Dubler.
 Bergen County—Cornelius Collins.
 Burlington County—Barclay Seeds, Joshua D. Janney.
 Camden County—Joel W. Fithian, William H. Thompson.
 Cape May County—Nathan A. Cohen.
 Cumberland County—Johnson Hitchner, John S. Halsey.
 Essex County—Charles A. Keyler, Elmer G. Wherry, Lewis L. Davidson.
 Gloucester County—Allen B. Black, James Hunter, Jr.
 Hudson County—Chauncy V. Bonnell, Robert Schlemm, James McLaughan.
 Hunterdon County—Eugene Hoffman, John D. Stockton.
 Mercer County—George B. Hult, John R. D. Bower, Edmund R. Nutt.
 Middlesex County—Harry O. Bishop, Charles R. Moke, Jesse H. Beekman.
 Monmouth County—John R. Gravatt, William E. McDonald, John T. Tetley.
 Morris County—William M. Decker, A. B. Coultas, George Hitchens.
 Ocean County—George E. Bennett, J. H. Harvey.
 Passaic County—William G. McClincey, Robert C. Moore.
 Salem County—William M. Donnelly, A. B. Woodruff, J. D. Torton.
 Somerset County—Fred. A. Wild.
 Sussex County—Edwin W. Landis, Ephraim Morrison.
 Union County—Jacob Hagin, Charles E. Lufburrow.
 Warren County—Jesse Smith, John S. Stone, Edward W. Sharp.

List of County Physicians in New Jersey.

Atlantic County—L. R. Souder, M.D.
Camden County—W. S. Jones, M.D.
Cumberland County—E. L. Diamant, M.D.
Essex County—Daniel Elliott, M.D.
Hudson County—Charles B. Converse, M.D.
Mercer County—Frank G. Scammell, M.D.
Middlesex County—J. L. Suydam, M.D.
Passaic County—Andrew F. McBride, M.D.
Salem County—Henry Jackson, M.D.
Somerset County—W. H. Long, M.D.
Union County—F. W. Westcott, M.D.
Warren County—L. B. Hoagland, M.D.

List of Licensed Health Officers and Sanitary Inspectors.

Following is a list of the persons who have successfully passed the examinations provided for in the act approved April 8th, 1903:

Health Officers.

*Budd H. Obert.....	Asbury Park, N. J.
*Hiram Williams M.D.....	Passaic, N. J.
*Alex. Marcy, Jr., M.D.....	Riverton, N. J.
*Wm. S. Green, M.D.....	Paterson, N. J.
Walter Taylor, M.D.....	Jersey City, N. J.
Maria M. Vinton, M.D.....	East Orange, N. J.
Edward Guion, M.D.....	Atlantic City, N. J.
*Fred. W. Sell, M.D.....	Rahway, N. J.
Howard L. Baumgartner.....	Asbury Park, N. J.
Lewis L. Sharp, M.D.....	Palmyra, N. J.
*Ferdinand N. Sauer, M.D.....	Jersey City, N. J.
*George T. Tracy, M.D.....	Beverly, N. J.
*Chester H. Wells.....	Montclair, N. J.
*Duncan W. Blake, Jr., M.D.....	Gloucester City, N. J.
Samuel D. Mayhew, M.D.....	Bridgeton, N. J.
John O'Brien, Jr.....	Montclair, N. J.
*James A. Exton, M.D.....	Arlington, N. J.
Frank H. Streightoff.....	Montclair, N. J.
*G. W. Fithian, M.D.....	Perth Amboy, N. J.
*Henry MacDonald.....	Newark, N. J.
*Leon R. Thurlow.....	Plainfield, N. J.
*Edward B. Rogers, M.D.....	Collingswood, N. J.
*J. I. Hoverder, M.D.....	Atco, N. J.
W. U. Kurtz, M.D.....	Asbury Park, N. J.
John K. Adams, M.D.....	Orange, N. J.
William W. Brooke, M.D.....	Bayonne, N. J.
*Thomas J. Duffield.....	Asbury Park, N. J.
Henry D. Abbott, M.D.....	Bayonne, N. J.
*Eugene H. Sullivan.....	Orange, N. J.
*J. Alex. Browne, M.D.....	Paterson, N. J.
Perkins Boynton.....	Little Falls, N. J.
*Ellsmore Stites, M.D.....	Bridgeton, N. J.
*Marcus W. Newcomb, M.D.....	Burlington, N. J.
Charles P. Eaton.....	Jersey City, N. J.

* In the service of the local board of health.

*V. M. D. Marey, M.D.	Cape May, N. J.
*Milton L. Somers, M.D.	Atlantic City, N. J.
*Harry H. Pettit, M.D.	Ridgewood, N. J.
*John T. Connelly	Bayonne, N. J.
Charles J. Larkey	Bayonne, N. J.
*T. Lee Adams	Ocean City, N. J.
*R. H. Parsons, M.D.	Mount Holly, N. J.
Jay E. Kilpatrick	Montclair, N. J.
William Schluer	Orange, N. J.

Plumbing Inspectors.

*Henry B. Francis	Camden, N. J.
Joseph Sonnenberg	Irrington, N. J.
Conrad Deuchler	Newark, N. J.
Charles M. Whelan	Trenton, N. J.
*William F. Brode	Atlantic City, N. J.
*Thomas D. Clark	Woodbury, N. J.
Edward J. Kelly	Jersey City, N. J.
Thomas F. Harris	Orange, N. J.
*G. H. Soult	Ridgewood, N. J.
Henry A. W. Smith	Ocean City, N. J.
Hugh F. Parle	Jersey City, N. J.
R. LeRoy Skillman	Newark, N. J.
Andrew McGookin, Jr.	Newark, N. J.

Sanitary Inspectors of First Class.

*Fred. W. Hering	Jersey City, N. J.
*George W. Gilmore	Newark, N. J.
*Fred. C. Robertson, M.D.	Jersey City, N. J.
*John T. McClure	Harrison, N. J.
*John G. Taylor	Dover, N. J.
Charles E. Bellows	Bridgeton, N. J.
*Albert E. Geissler	Kearny, N. J.
Thomas Ainge	Lansing, Mich.
Charles S. Voorhis	Palmyra, N. J.
*Lewis E. Boutillier	Newark, N. J.
*Joseph C. Saile	Bloomfield, N. J.
*Casper Benz	Newark, N. J.
*Robert W. Meeker	Plainfield, N. J.
John K. Bennett, M.D.	Gloucester City, N. J.
William H. Addis	Plainfield, N. J.
William W. Heberton, M.D.	South Orange, N. J.
Eric Ordell	Newark, N. J.
John Greaves	Jersey City, N. J.
*John E. Rowe, D.V.S.	Summit, N. J.
George N. Smith	Newark, N. J.
*Frank Dencklan	Plainfield, N. J.
J. H. C. Hunter	Dover, N. J.
Chauncey V. Bunnell	Jersey City, N. J.

* In the service of the local board of health.

*Charles F. Conrad	Newark, N. J.
Percy W. Sipp	Newark, N. J.
*H. S. Winterhalter	Bayonne, N. J.
Jay E. Kilpatrick	Montclair, N. J.
W. J. E. Seder	Newark, N. J.
*Alonzo Brower	Freehold, N. J.
*Frederick E. Wilson	Bayonne, N. J.
David R. Thompson	Delaware City, Del.
*Jay G. Foose	Montclair, N. J.
*William H. Lowe, D.V.S.	Paterson, N. J.
Charles W. Hareys, M.D.	Ridgewood, N. J.
Joseph C. Bitler, M.D.	Hammononton, N. J.
*Lynford E. Tuttle, M.D.V.	Bernardsville, N. J.
James L. Ollif	Plainfield, N. J.
J. J. Reason, M.D.	Carteret, N. J.
*Alfred C. Benedict, M.D.	South Orange, N. J.
*John H. Winslow, M.D.	Vineland, N. J.
*Harry R. Ingalls	Asbury Park, N. J.
Edward F. Flynn	Newark, N. J.
*Elvia Scott	South Orange, N. J.
Harris Day, M.D.	Chester, N. J.
A. I. Goehrig	Trenton, N. J.
Harry E. Moffett	Newark, N. J.
Irwin C. Dakin	Newark, N. J.
William Gleuck, Jr.	Newark, N. J.
Fred. S. Ball, M.D.	Lakewood, N. J.

Sanitary Inspector of Second Class.

*Charles Cunningham, M.D.	Hammononton, N. J.
---------------------------	--------------------

Sanitary Inspectors of Third Class.

David Jamieson	Gloucester City, N. J.
*Robert A. Hirner	Woodbridge, N. J.

Meat Inspectors.

*G. F. Harker, D.V.S.	Trenton, N. J.
*Richard W. Hewitt, D.V.S.	Camden, N. J.
Willet H. Cooper, D.V.S.	Trenton, N. J.
*Albert T. Sellers, D.V.S.	Camden, N. J.

* In the service of the local board of health.

Report on Infectious Diseases of Animals.

BY A. CLARK HUNT, STATE MEDICAL INSPECTOR.

To the Board of Health of the State of New Jersey:

GENTLEMEN—During the year ending October 31st, 1907, no cases of anthrax have been reported. On February 11th, 1907, five cases of equine mange were reported in Hopewell township, Mercer county, and February 14th, 1907, five cases of the disease were reported as existing in Califon, Hunterdon county. The animals were examined by veterinarians and appropriate remedies suggested. The local boards of health in the townships in which the disease occurred supervised and enforced effective quarantine. There was no spread of the disease from the premises upon which it originally appeared. Two additional cases of mange were reported as existing in Hudson county. In one instance the affected animal was destroyed and in another appropriate measures were adopted to prevent well animals from contracting the disease. The occurrence of scabies in horses in Atlantic City last year, and again in widely separate portions of the State this year, would indicate that owners of horses should use special care to detect the disease at the earliest moment so that it may not be conveyed to other animals, and when any animal indicates by rubbing against immovable objects that there is some irritation of the skin the advice of a veterinarian should at once be sought. Two cases of rabies were reported, one occurring in Salem county and the other in Jersey City. A report was received of a case of anthrax in the person of a man. The history of the case proved that the person who contracted the disease was employed as a freight handler, and in this capacity the hides of animals had passed through his hands. Undoubtedly some of the hides were infected with the bacillus anthracis.

The total number of cases of glanders which have been reported during the year is 108, as compared with 147 reported during the previous year. Five cases which were not included in the summary of the year ending October 31st, 1906, were also reported. Sixteen horses were destroyed in Bergen county, and there is reason to believe that the animals had contracted glanders. These cases were not reported. Examination of the summary for the present year shows that over 80 per cent. of the cases of glanders which were reported occurred in Bergen, Passaic, Essex, Hudson and Burlington counties. These counties are located near the cities of New York and Philadelphia, and the cases are often traceable originally to animals purchased in these cities. Of this number thirty-eight cases occurred in Newark and eleven in Jersey City. Of the total cases reported forty-six occurred in Essex county, twenty-eight in Hudson county and eleven in Burlington county, the remaining cases being distributed over various parts of the State.

SUMMARY.

Animals destroyed on account of glanders.....	108
Cases of rabies reported.....	2
Cases of mange reported.....	12

The following is a list of the cases of glanders which have occurred in New Jersey during the year ending October 31st, 1907:

Name of sanitary district.	Date and number of cases reported.	Name of person making report.	Disposal of each case.
Newark	Nov. 1, 1906, 1	D. D. Chandler, H.O.	Animal destroyed.
"	" 5, "	"	"
"	" 7, "	"	"
"	" 14, "	"	"
Moorestown	" 17, "	F. G. Stroud, M.D.	"
Union	" 20, "	W. F. Harrison, D.V.S.	"
Jersey City	" 20, "	"	"
Newark	" 22, "	J. C. Cortiss, V.S.	"
Orange	" 24, "	William Schluer, H.O.	"
Newark	" 25, "	D. D. Chandler, H.O.	"
West Orange	Dec. 3, "	J. M. Maghee, M.D.	"
Jersey City	" 22, "	E. Mathews, D.V.S.	"
Wallington	" 24, "	W. H. Lowe, D.V.S.	"
Passaic	Jan. 7, 1907, 1	"	"
Bogert Heights	" 7, "	"	"
Bayonne	" 7, "	R. J. Halliday, D.V.S.	"
Jersey City	" 9, "	E. Mathews, D.V.S.	"
Kearny	" 14, "	A. E. Geissler, Ins.	"
Jersey City	" 14, "	J. Smith, V.S.	"
Asbury Park	" 17, "	B. H. Obert, H.O.	"
Newark	" 17, "	D. D. Chandler, H.O.	"
West Orange	" 30, "	J. M. Maghee, M.D.	"
Maple Shade	Feb. 10, "	J. W. Mearay, V.M.D.	"
Orange	" 11, "	R. B. Smith, D.V.S.	"
Montclair	" 19, "	"	"
Swedesboro	" 28, "	T. B. Rogers, D.V.S.	"
Raritan	Mar. 2, "	E. R. Voorhees, D.V.S.	"
Newark	" 4, "	D. D. Chandler, H.O.	"
"	" 6, "	"	"
Jersey City	" 10, "	A. S. Mount, D.V.S.	"
Newark	" 15, "	D. D. Chandler, H.O.	"
Ridgefield Park	" 18, "	W. W. Curry, D.V.S.	"
Newark	" 19, "	D. D. Chandler, H.O.	"
Belle Mead	April 1, "	E. R. Voorhees, D.V.S.	"
West New York	" 4, "	R. F. Meiners, D.V.S.	"
West Hoboken	" 4, "	"	"
Bayonne	" 6, "	R. J. Halliday, D.V.S.	"
Ridgewood	" 6, "	A. G. Hopper, D.V.S.	"
Montclair	" 11, "	W. F. Harrison, D.V.S.	"
Kingsland	" 11, "	"	"
Belle Mead	" 13, "	E. R. Voorhees, D.V.S.	"
Blackwood	" 15, "	T. B. Rogers, D.V.S.	"
Newark	" 16, "	D. D. Chandler, H.O.	"
Bayonne	" 20, "	R. J. Halliday, D.V.S.	"
Raritan	" 29, "	E. R. Voorhees, D.V.S.	"
Jersey City	May 15, "	E. Mathews, D.V.S.	"
Union Hill	" 15, "	R. F. Meiners, D.V.S.	"

Name of sanitary district.	Date and number of cases reported.	Name of person making report.	Disposal of each case.
Newark	May 17, 1907, 1	D. D. Chandler, H.O.	Animal destroyed.
"	" 17, "	"	"
Jersey City	" 27, "	A. S. Mount, D.V.S.	"
West Hoboken	" 28, "	R. F. Meiners, D.V.S.	"
West New York	" 28, "	"	"
Newark	" 28, "	D. D. Chandler, H.O.	"
New Brunswick	" 28, "	E. L. Loblein, D.V.S.	"
Jersey City	June 1, "	E. Mathews, D.V.S.	"
Freehold	" 5, "	V. B. Height, D.V.S.	"
Newark	" 7, "	D. D. Chandler, H.O.	"
Woodbury	" 11, "	A. T. Sellers, D.V.S.	"
Newark	" 14, "	D. D. Chandler, H.O.	"
Jersey City	" 21, "	F. E. Smith, D.V.S.	"
Newark	" 22, "	D. D. Chandler, H.O.	"
Hanover Neck	July 3, "	W. F. Harrison, D.V.S.	"
Newark	" 6, "	D. D. Chandler, H.O.	"
Jersey City	" 13, "	F. E. Smith, D.V.S.	"
Newark	" 21, "	D. D. Chandler, H.O.	"
"	" 22, "	"	"
"	" 26, "	"	"
"	" 30, "	"	"
Passaic	Aug. 20, "	W. H. Lowe, D.V.S.	"
Roosevelt	" 29, "	E. L. Loblein, D.V.S.	"
Newark	Sept. 5, "	D. D. Chandler, H.O.	"
Harrison	" 26, "	W. H. Lowe, D.V.S.	"
Newark	" 28, "	D. D. Chandler, H.O.	"
Hoboken	" 30, "	J. Dixon, D.V.S.	"
Newark	Oct. 5, "	D. D. Chandler, H.O.	"
Hoboken	" 7, "	W. H. Lowe, D.V.S.	"
North Bergen	" 7, "	"	"
Jersey City	" 7, "	E. Mathews, D.V.S.	"
Newark	" 9, "	D. D. Chandler, H.O.	"
"	" 16, "	"	"

Inspection of Public Water Supplies in New Jersey.

BY A. CLARK HUNT, M.D., STATE MEDICAL INSPECTOR.

To the Board of Health of the State of New Jersey:

GENTLEMEN—The following is a detailed statement showing the pollutions of public water-supplies which have been observed during the past year, and also the action which has been taken to secure the discontinuance of such pollutions:

NEW BRUNSWICK.

The water-supply for the city of New Brunswick is taken from what is known as Weston's pond. The Lawrence brook, from which this pond is supplied, has its origin near Monmouth Junction. The only locality along the brook in which there are any considerable number of houses is what is known as Milltown. At this point is located a large factory, and also the power plant of the Public Service Corporation. From time to time the attention of the board has been called to pollutions at this point, and several years ago it was found that the factory had basins and toilet fixtures connected with the stream. A notice was sent to the owners of the factory, and these pollutions were discontinued. During the past year pollutions of the stream have been noted as follows:

No. 345. Inspection of the premises located at Milltown, Middlesex county, showed that wash water from a hotel was running through a brick channel, and was conveyed directly into the pond. Also that two small streams running from springs rising in a hen yard discharged into the pond. Notices were served upon the owner to discontinue the contaminations of the stream at this point, and upon reinspection of the premises the contaminations were not noticeable.

No. 346. An inspection of the premises at Milltown occupied by the International Tire Company showed that waste water from vulcanizers, sink washings, and also refuse from a dump in the yard were discharged into the pond. Notice was sent to the owners in reference to these matters, and an effort will be made to prevent the further pollution of the stream at this point.

ORANGE.

The water-supply for the city of Orange is obtained from the west branch of the Rahway river. In previous years a number of pollutions of this stream have been noted, and action taken to prevent the continuance of sources of con-

tamination. During the year a reinspection has been made of the stream and the following contaminations noted:

No. 356. An inspection of premises located on Northfield avenue, West Orange, showed that a privy vault, which was filled to overflowing, was located on the banks of the stream. The distance from the vault to the stream was ten feet. A notice was served upon the owner to discontinue the contamination, and a reinspection of the premises showed that the privy had been moved to a point well away from the stream.

No. 358. An inspection of premises located on Northfield avenue, West Orange, showed that a privy was located within four feet of a stream which is one of the tributaries of the west branch of the Rahway river, and that the contents of the vault were leaching upon the ground near the stream. Notice was served upon the owner to discontinue further contamination of the stream at this point, and a reinspection showed that the privy had been cleaned, and that tubs were used to receive dejecta.

No. 359. An inspection of premises located on Northfield avenue, near Ridgway avenue, West Orange, showed that house drainage from a store and two houses was conducted to a cesspool located in a yard. This cesspool was surrounded with broken stone. Sewage found its way through these small stones to a small brook on the roadside on Ridgway avenue, and thence by a tributary to the west branch of the Rahway river. A notice was served upon the owner to discontinue the contamination of the stream at this point, but it is difficult to secure evidence which will lead to conviction. On a recent reinspection no discharge of sewage into the stream at this point was noticeable.

No. 360. An inspection of premises located on Pleasant Valley road, West Orange, showed that a privy on the premises was located within thirty feet of one of the tributaries of the west branch of the Rahway river, and that the contents of the vault were overflowing toward the stream. A notice was served upon the owner to discontinue the contamination of the waters of the stream at this point, and the matter will be referred to the attorney-general for such action as the law provides.

No. ——. An inspection of premises located on Ridgway avenue, West Orange, showed that a fourteen-inch sewer discharged into a small stream, which in turn discharged into the west branch of the Rahway river. Along this sewer several new houses have been erected, and although it was stated that there was no discharge from these houses into the sewer, nevertheless there was evidence at the outlet that sewage was being discharged into the sewer. The agent representing the owner, however, stated that if any such connection existed it would be discontinued. A reinspection of the premises showed that the owner had taken action, and that no sewage was discharging from the sewer pipe.

RANCOCAS CREEK.

During the past summer an inspection has been made of the south branch of the Rancocas creek, from which the water-supply for Lumberton is obtained. A number of contaminations were discovered, and prompt action was taken to discontinue the contamination of the stream as far as possible. The record of the pollutions which have been discovered and of the action which has been taken in every instance is herewith submitted:

No. 315. An inspection of premises located at Eayrestown showed that excreta was collected beneath a privy vault within nine feet of the waters of

the south branch of the Rancocas creek, and also that the discharges of a typhoid fever patient were buried within four feet of a pond connected with the stream above mentioned. A notice was served upon the owner to discontinue the contamination, and a reinspection of the premises showed that the privy vault had been cleaned, and that the owner intended to construct a tight vault.

No. 316. An inspection of premises located at Eayerstown showed that a pile of manure was placed within eight feet of the stream. A notice was served upon the owner requiring the immediate discontinuance of the contamination. A reinspection showed that the manure had been removed, and that the premises were in a cleanly condition.

No. 317. An inspection of premises located at Eayrestown showed that a privy vault was located within eighteen feet of the stream, and that excrement was upon the ground in the rear of the building, also that a chicken-yard bordered upon the stream. A notice was served upon the owner requiring the discontinuance of the contamination, and as reinspection showed that the notice had not been complied with, the case was referred to the attorney-general for such action as the law provides.

No. 317½. An inspection of premises located at Eayrestown showed that fecal matter from a privy vault was placed upon the ground within eighteen feet of the waters of the stream; also that a hogpen was located within eighteen feet of the stream, and that in times of heavy rain contaminating matters would be conveyed directly into the stream. A notice was served upon the owner to discontinue the contamination of the waters of the stream at this point. Upon reinspection of the premises it was found that no action had been taken to abate the nuisance, but the owner stated that both the pigpen and the privy would be removed to a point further distant from the stream.

No. 318. An inspection of premises located at Eayrestown showed that fecal matter was deposited upon the ground beneath a privy building within sixty feet of the waters of the stream, and that in times of heavy rain the waters of the creek would be contaminated thereby. A notice was served upon the owner to discontinue the contamination of the waters of the stream at this point. A reinspection showed that the premises were untenanted.

No. 319. An inspection of premises located at Eayrestown showed that two privy vaults and a hogpen were located within sixty feet of the waters of the stream, and that surface drainage was toward the stream. A notice was served upon the owner requiring the discontinuance of the contamination at this point, and as it was found upon reinspection that the notice had not been complied with, the matter was referred to the attorney-general for such action as the law provides.

No. 320. An inspection of premises located at Eayrestown showed that a privy was placed directly over the stream. A notice was served upon the owner to discontinue the contamination, and a reinspection of the premises showed that the privy had been removed.

No. 321. An inspection of premises located at Vincentown, on the south branch of the Rancocas creek, showed that excrement was placed upon the ground beneath a privy vault within fifteen feet of the waters of the stream, and that the ground surface sloped from the privy toward the stream. Also that a sink drain discharged waste liquids beneath the privy building, and that these waste liquids flowed directly into the stream. A notice was served upon the owner to discontinue the contamination, and as a reinspection showed that the notice had not been complied with, the matter was referred to the attorney-general for such action as the law provides.

No. 322. An inspection of premises located at Vincentown showed that excrement was placed upon the ground beneath a privy building within fifteen feet of the stream, and that the ground sloped sharply toward the stream. Also that a house drain upon the same premises discharged into the stream. A notice was served upon the owner to discontinue the contamination, and as reinspection showed that the notice had not been complied with, the matter was referred to the attorney-general for such action as the law provides.

No. 323. An inspection of premises located at Vincentown showed that excrement was placed upon the ground beneath a privy building fifteen feet from the waters of the stream, and that the ground slopes rapidly from the privy toward the stream. A notice was served upon the owner to discontinue the contamination, and a reinspection of the premises showed that the notice had been complied with.

No. 324. An inspection of premises located at Vincentown showed that a privy was located within twenty feet of the stream, and that human excrement was upon the ground in the rear of the privy. A notice was served upon the owner to discontinue the contamination of the stream at this point, and upon reinspection it was found that a new vault had been built and that the house was untenanted.

No. 325. An inspection of premises located at Vincentown showed that human excrement was placed upon the ground beneath a privy building within forty feet of the stream. A notice was served upon the owner to discontinue the contamination of the stream at this point. A reinspection of the premises showed that the notice had not been complied with, and the matter will be referred to the attorney-general for such action as the law provides.

No. 325a. An inspection of premises located at Vincentown showed that a slaughter-house, stable and hogpen were located within twenty-five feet of the waters of the stream, and that during rains waste liquids would be undoubtedly carried to the stream. A reinspection of the premises showed that the slaughter-house was not in use, and no further action was taken.

No. 326. An inspection of premises located at Vincentown showed that excrement was placed upon the ground beneath a privy building within eight feet of the stream. A notice was served upon the owner to discontinue the contamination, and as reinspection showed that the notice had not been complied with, the matter was referred to the attorney-general for such action as the law provides.

No. 327. An inspection of premises located at Vincentown showed that waste liquids and kitchen refuse were placed upon the banks of the stream. A notice was served upon the owner to discontinue the contamination, and a reinspection of the premises showed that the notice had been complied with.

No. 328. An inspection of premises located at Vincentown showed that a privy building was placed directly over the stream, and that stable manure was placed upon the banks of the stream. A notice was served upon the owner to discontinue the contamination, and as a reinspection showed that the notice had not been complied with, the matter was referred to the attorney-general for such action as the law provides.

No. 329. An inspection of premises located at Vincentown showed that stable manure was placed upon the bank of the stream; that a privy building was placed directly over the stream, and that a house drain discharged liquid waste directly into the stream. A notice was served upon the owner to discontinue the contamination of the stream, and as reinspection showed that the notice had not been complied with, the matter was referred to the attorney-general for such action as the law provides.

No. 330. An inspection of premises located at Vincentown showed that a privy was placed directly over the stream, and that a sink drain discharged liquid waste into the stream. A notice was served upon the owner to discontinue the contamination, and as reinspection showed that the notice had not been complied with, the matter was referred to the attorney-general for such action as the law provides.

No. 331. An inspection of premises located at Vincentown showed that a privy building was placed directly over the stream, and that a sink drain discharged liquid waste into the stream. A notice was served upon the owner to discontinue the contamination, and as reinspection showed that the notice had not been complied with, the matter was referred to the attorney-general for such action as the law provides.

No. 332. An inspection of premises located at Vincentown showed that liquid waste was being discharged from a house drain directly into the stream. A notice was served upon the owner to discontinue the contamination, and a reinspection showed that a cesspool had been built and the house drain disconnected from the stream.

No. 333. An inspection of premises located at Vincentown showed that a privy, beneath which there was excrement, was situated within thirty feet of the stream, and that during times of freshet the water covers the ground surrounding the privy. A notice was served upon the owner to discontinue the contamination of the stream, and the matter was referred to the attorney-general for such action as the law provides. A reinspection of the premises at a later date showed that the privy had been removed.

No. 334. An inspection of premises located at Vincentown showed that liquid waste from a house drain was discharged into the waters of the stream. A notice was served upon the owner to discontinue the contamination, and a reinspection of the premises showed that a cesspool had been constructed.

No. 335. An inspection of premises located at Vincentown showed that excrement was placed beneath a privy building located eighteen feet from some low ground, and that in times of heavy rains contaminating materials were washed into the stream. Notice was served upon the owner to discontinue the contamination of the stream at this point, and as upon reinspection it was found that the notice had not been complied with, the matter was referred to the attorney-general for such action as the law provides.

No. 336. An inspection of premises located at Vincentown showed that waste liquids from a house were discharged through a sink drain directly into the waters of the stream. A notice was served upon the owner to discontinue the contamination, and a reinspection showed that the drain had been removed and a cesspool built.

No. 337. An inspection of premises located at Vincentown showed that a pile of manure collected from a horse and cow stable was placed within ten feet of the stream. A notice was served upon the owner to discontinue the contamination, and upon reinspection it was found that the manure had been moved, and the owner promised to avoid any further accumulation of such manure.

No. 338. An inspection of premises located at Vincentown showed that house sewage was discharged through a drain upon the ground, and flowed over the surface of the ground to the stream, twenty feet distant. A notice was served upon the owner to discontinue the contamination, and upon reinspection it was found that the drain had been disconnected and that the owner intended to construct a cesspool.

No. 339. An inspection of premises located at Vincentown showed that

sewage was discharged through a house drain directly into the waters of the stream. A notice was served upon the owner to discontinue the contamination of the waters of the stream at this point, and upon reinspection it was found that a cesspool was being constructed.

No. 340. An inspection of premises located at Vincentown showed that excrement was placed upon the ground beneath a privy building within forty feet of the stream, and that the ground sloped rapidly toward the stream. A notice was served upon the owner to discontinue the contamination of the stream at this point, and a reinspection of the premises showed that a vault had been constructed.

No. 341. An inspection of premises located at Vincentown showed that sewage was discharged through a drain directly into the stream. To this drain a hotel and private residences were connected. A notice was served upon the owner to discontinue the contamination of the stream at this point, and reinspection showed that the sewer pipe had been abandoned and a cesspool constructed.

No. 342. An inspection of premises located at Vincentown showed that liquid waste from a sewer with which several dwellings were connected was discharged directly into the stream. Also that rubbish was placed upon the banks of the stream, and that excreta was deposited beneath a privy building within fifteen feet of the stream. A notice was served upon the owner to discontinue the contaminations of the stream at this point, and a reinspection showed that the sewer had been disconnected from the stream and an effort made to comply with the notice.

No. 343. An inspection of premises located at Vincentown showed that sewage was discharged through a joint sewer into the stream. Two houses were connected with the sewer. A notice was served upon the owner to discontinue the contamination, and upon reinspection of the premises it was found that the notice had been complied with.

No. 344. An inspection of premises located at Vincentown showed that washings from a slaughter-house were discharged into a ditch leading to the stream, which is one hundred and fifty feet distant. A notice was served upon the owner to discontinue the contamination of the stream at this point, and a reinspection showed that the slaughter-house was not in use.

No. 344a. An inspection of premises located at Kirby's mills showed that at infrequent intervals contaminating materials were discharged into the race-way under the mill. The owner stated that the contamination would be discontinued at once.

No. 353. An inspection of premises located at Vincentown showed that excreta from a privy building was discharged directly into the waters of the stream. A notice was served upon the owner to discontinue the contamination, and reinspection of the premises showed that the privy had been moved.

RARITAN RIVER.

From this stream the water-supply of the towns of Somerville and Raritan is obtained. The record of inspections of tributaries of the north branch of the Raritan river, which have been made during the past summer, is as follows:

No. 314. An inspection of premises located near Pluckamin, Somerset county, showed that dye stuffs and washings from wool were discharged into a stream which is one of the tributaries of the north branch of the Raritan river, and that the waters of the stream were contaminated thereby. A notice was served

upon the owners to discontinue the contamination of the stream, and a plan was devised by the owners for the purpose of avoiding further contamination of the stream. A reinspection of the premises showed that the plan was unsatisfactory, and that dye-colored liquids were still discharged into the stream. Another notice was served upon the owners, and no action being taken to discontinue the pollution the case has been referred to the attorney-general for such action as the law provides.

No. 421. An inspection of premises located near Bernardsville showed that waste liquids from a sink drain were discharged into Mine brook, which is one of the tributaries of the north branch of the Raritan river. A notice was served upon the owner to discontinue the contamination of the stream at this point, and a reinspection showed that the conditions were unchanged. The matter will be referred to the attorney-general for such action as the law provides.

No. 422. An inspection of premises located near Bernardsville showed that contaminating materials from a privy were discharged into Mine brook. A notice was served upon the owner to discontinue the contamination, and as reinspection showed that the notice had not been complied with the matter was referred to the attorney-general for such action as the law provides.

No. 423. An inspection of premises located at Bernardsville showed that a privy was placed immediately over Mine brook. A notice was served upon the owner to discontinue the contamination, and reinspection showed that a vault had been constructed.

No. 424. An inspection of premises located at Bernardsville showed that a privy vault was located within forty-five feet of Mine brook. A notice was served upon the owner to discontinue the contamination of the stream at this point, and reinspection showed that the privy had been moved.

No. 425. An inspection of premises located at Bernardsville showed that a heap of manure was placed within five feet of Mine brook. A notice was served upon the owner requiring the removal of the manure, and reinspection showed that the notice had been complied with.

No. 426. An inspection of premises located at Bernardsville showed that cess-pool contents were discharged by an underground pipe into a roadway ditch, and from thence into Mine brook. A notice was served upon the owner to discontinue the contamination, and a reinspection showed that a new cesspool had been constructed in the rear of the dwelling and far removed from the stream.

No. 427. An inspection of premises located at Bernardsville showed that an open privy vault was placed within three feet of Mine brook, and that a manure pile was also located near the stream. A notice was served upon the owner to discontinue the contaminations at this point, and a reinspection showed that the manure pile had been moved and a new privy with tight vault constructed.

No. 428. An inspection of premises located at Bernardsville showed that a privy vault was located two feet from a tributary of Mine brook. A notice was served upon the owner to discontinue the contamination, and reinspection showed that the privy had been moved and a partially tight vault constructed.

DELAWARE RIVER.

From this river is obtained the public water-supply for the city of Trenton. The attention of the board was called to certain pollutions of the Delaware river, above the intake of the public water-supply of Trenton, about 1896, and inspections of the stream and laboratory examinations of the water drawn from the city supply, furnished evidence showing that the water was receiving pollut-

ing material. As soon as this conclusion was reached, a communication was forwarded by the State board of health to the president of the board of water commissioners of the city of Trenton. Following this correspondence, Allen Hazen, C.E., was employed by the water commissioners of the city to investigate and advise concerning the measures necessary to render the water-supply of the city wholesome and safe for domestic use. Mr. Hazen made a thorough investigation of the sources of supply, and on November 30th, 1900, submitted a report to the commissioners. After drawing attention to the numerous sources of pollution, and showing that the water shed from which the supply was obtained covered an area of 6,916 square miles upon which there was an estimated population, in 1900, of sixty-six persons per square mile, the conclusion was definitely reached and stated that to avoid the risk of epidemics of typhoid fever the water should be filtered before delivery to consumers. The recommendation was made at that time that a fifteen million gallon filtration plant should be constructed near the reservoir, and the estimated cost of such a plant was placed at \$400,000. No action was taken toward the introduction of a filtration plant in accordance with the recommendations made by Mr. Hazen. Inspection of the stream has shown that pollution of its waters is constantly increasing. This is due largely to the rapidly increasing population of cities situated on the banks of the river and its tributaries, both in New Jersey and Pennsylvania, and will steadily tend to increase the impurity of the water of the river. During the past year inspections have been made of various portions of the Delaware river, and a record of these inspections is herewith submitted. Since September 13th, 1907, inspections have been made at Lambertville, Belvidere and Frenchtown, as follows:

No. 358a. An inspection of premises located at Lambertville showed that two privies were placed over a creek which discharges into the Delaware river. A notice was served upon the owner to discontinue the contamination, and a reinspection showed that vaults were being constructed.

No. 359a. An inspection of premises located at Lambertville showed that the contents of a privy vault were discharged directly into a creek which is one of the tributaries of the Delaware river. A notice was served upon the owner to discontinue the contamination, and upon reinspection it was found that a tight vault had been constructed.

No. 360a. An inspection of premises located at Lambertville showed that drainage from a mill discharged into a creek which is one of the tributaries of the Delaware river, and also that two privies were so arranged that contaminating materials were discharged into the creek. A notice was served upon the owner to discontinue the contaminations, and a reinspection showed that a cess-pool had been constructed and the notice complied with.

No. 361. An inspection of premises located at Bernardsville showed that a privy was placed near a creek which is one of the tributaries of the Delaware river, and also that garbage was thrown into the creek. A notice was served upon the owner to discontinue the contamination, and a reinspection showed that the garbage had been moved from the bank of the stream and a tight privy vault constructed.

No. 362. An inspection of premises located at Lambertville showed that a privy was placed on the bank of a creek which is one of the tributaries of the Delaware river, and that garbage was also deposited near the stream. A notice was served upon the owner to discontinue the contamination, and a reinspection showed that the garbage had been moved and the privy placed at a distance of fifty feet from the stream.

No. 363. An inspection of premises located at Lambertville showed that a privy was placed on the bank of a creek which is one of the tributaries of the

Delaware river, and that garbage was also deposited near the stream. A notice was served upon the owner to discontinue the contamination, and a reinspection showed that the garbage had been moved and a tight privy vault constructed.

No. 364. Inspection of premises located at Lambertville showed that two privies were placed on the banks of the creek, and that garbage was also placed upon the banks of the stream. A notice was served upon the owner to discontinue the contamination, and reinspection showed that tight vaults had been constructed and the garbage removed.

No. 365. An inspection of premises located at Lambertville showed that a privy was placed directly over the creek. A notice was served upon the owner to discontinue the contamination at this point, and as a reinspection showed that the notice was not complied with the matter was referred to the attorney-general for such action as the law provides.

No. 366. An inspection of premises located at Lambertville showed that a privy was placed on the banks of the creek, and that at times of high water the contents of the privy vault would be washed directly into the stream. A notice was served upon the owner to discontinue the contamination, and as reinspection showed that the notice had not been complied with the matter was referred to the attorney-general for such action as the law provides.

No. 367. An inspection of premises located at Lambertville showed that three privies in the rear of houses were so placed that contaminating material was discharged into the creek. A notice was served upon the owner to discontinue the contamination of the stream, and reinspection showed that the notice had been complied with.

No. 368. An inspection of premises located at Lambertville showed that a privy was placed on a tributary of the Delaware river. A notice was served upon the owner to discontinue the contamination of the stream at this point, and reinspection of the premises showed that the notice had been complied with.

No. 369. An inspection of premises located at Lambertville showed that a privy was located directly over Swan creek, which is one of the tributaries of the Delaware river. A notice was served upon the owner to discontinue the contamination, and a reinspection of the premises showed that the notice had been complied with.

No. 370. An inspection of premises located at Lambertville showed that a privy was so placed that contaminating materials were discharged into Swan creek. A notice was served upon the owner to discontinue the contamination, and a reinspection of the premises showed that the notice had been complied with.

No. 371. An inspection of premises located at Lambertville showed that a privy was so located on the bank of Swan creek that contaminating material was discharged into the stream. A notice was served upon the owner to discontinue the contamination, and reinspection of the premises showed that the notice had been complied with.

No. 372. An inspection of premises located at Lambertville showed that a privy was so placed that contaminating material was discharged into Swan creek. A notice was served upon the owner to discontinue the contamination, and reinspection of the premises showed that the notice will be complied with.

No. 374. An inspection of premises located at Lambertville showed that a privy was so located that contaminating materials were discharged into Swan creek. A notice was served upon the owner to discontinue the contamination of the stream, and reinspection of the premises showed that the owner was about to construct a tight vault.

No. 375. An inspection of premises located at Lambertville showed that a

to discontinue the contamination, and reinspection of the premises showed that both privies had been moved.

No. 418. An inspection of premises located at Frenchtown showed that contaminating materials were discharged from a house drain on said premises directly into one of the tributaries of the Delaware river. A notice was served upon the owner to discontinue the contamination, and as reinspection of the premises showed that the notice had not been complied with, the matter was referred to the attorney-general for such action as the law provides.

No. 419. An inspection of premises located at Frenchtown showed that a privy was placed directly over a tributary of the Delaware river. A notice was served upon the owner to discontinue the contamination, and as reinspection showed that the notice had not been complied with, the matter was referred to the attorney-general for such action as the law provides.

No. 420. An inspection of premises located at Frenchtown showed that a privy was so situated on the bank of a tributary of the Delaware river that contaminating materials were discharged directly into the stream. A notice was served upon the owner to discontinue the contamination, and reinspection of the premises showed that a tight vault had been constructed.

No. 429. An inspection of premises located at Belvidere showed that a privy was placed directly over Pequest creek, one of the tributaries of the Delaware river. A notice was served upon the owner to discontinue the contamination, and as reinspection showed that the notice had not been complied with, the matter was referred to the attorney-general for such action as the law provides.

No. 430. An inspection of premises located at Belvidere showed that a pig pen was placed upon the bank of Pequest creek, and that stable manure was placed within two feet of the creek. A notice was served upon the owner to discontinue the contamination, and reinspection of the premises showed that the notice had been complied with.

No. 431. An inspection of premises located at Belvidere showed that a slaughter-house was situated on the bank of Pequest creek, and that contaminating materials from the floors of the slaughter-house and from a pig pen were discharged directly into the stream. A notice was served upon the owner to discontinue the contamination of the stream at this point, and upon reinspection it was found that the buildings had been destroyed by fire.

No. 432. An inspection of premises located at Belvidere showed that a privy was placed directly over Pequest creek. A notice was served upon the owner to discontinue the contamination, and reinspection of the premises showed that the privy had been moved.

No. 433. An inspection of premises located at Belvidere showed that a privy was placed directly over Pequest creek. A notice to discontinue the contamination, was served upon the owner, and as reinspection showed that the notice had not been complied with the matter was referred to the attorney-general for such action as the law provides.

No. 434. An inspection of premises located at Belvidere showed that a privy was placed directly over Pequest creek. A notice to discontinue the contamination was served upon the owner, and as reinspection showed that the notice had not been complied with, the matter was referred to the attorney-general for such action as the law provides.

No. 435. An inspection of premises located at Belvidere showed that a privy was placed directly over Pequest creek. A notice was served upon the owner to discontinue the contamination, and reinspection of the premises showed that the privy had been moved.

No. 436. An inspection of premises located at Belvidere showed that a privy was placed directly over Pequest creek. A notice was served upon the owner to discontinue the contamination, and reinspection of the premises showed that the privy had been moved.

No. 437. An inspection of premises located at Belvidere showed that a privy was placed directly over Pequest creek. A notice was served upon the owner to discontinue the contamination, and a reinspection of the premises showed that the privy had been moved.

No. 438. An inspection of premises located at Belvidere showed that a privy was placed directly over Pequest creek. A notice was served upon the owner to discontinue the contamination, and reinspection of the premises showed that the privy had been moved.

No. 439. An inspection of premises located at Belvidere showed that two privies were placed directly over Pequest creek. A notice was served upon the owner to discontinue the contamination, and as a reinspection showed that the notice had not been complied with the matter was referred to the attorney-general for such action as the law provides.

No. 440. An inspection of premises located at Lambertville showed that a privy was placed within three feet of Swan creek, and that contaminating materials were discharged directly into the stream. A notice was served upon the owner to discontinue the contamination of the stream at this point, and reinspection of the premises showed that the notice had been complied with.

No. 441. An inspection of premises located at Lambertville showed that two privies were so situated that contaminating materials were discharged directly into Swan creek. A notice was served upon the owner to discontinue the contamination, and reinspection of the premises showed that tight vaults had been constructed and the notice complied with.

Report on Outbreak of Typhoid Fever in the State Hospital, Trenton.

BY HENRY MITCHELL, M.D., SECRETARY.

The State Hospital for the Insane, located about two and one-half miles from the City Hall, but just within the boundary limits of the city of Trenton, was established in 1847, and until last spring no case of typhoid fever had developed on the hospital premises. The site was originally selected because of the spring which was located there, and this spring furnished all of the water used in the institution until about the year 1896, when three wells were drilled to increase the supply of water. Water was pumped from the spring and from the wells into a standpipe, and distributing mains and branches conveyed it to all of the various buildings on the hospital premises. Because the persons who were first attacked with typhoid fever were located in a wing of the main building nearest to the spring, and because the pipe supplying water to that wing also carried the water from the spring to the standpipe, a theory was considered early in the course of the inquiry which was made to trace the source of the infection, that the spring water was the medium through which the disease was being conveyed, but when the epidemic ceased, and all of the facts relating to the outbreak were on record, it was found that the disease did not attack persons who were not, either directly or indirectly, in contact with the sick or convalescent fever patients. The water which was obtained from the spring reached the standpipe without doubt, and it was there thoroughly mixed with the water pumped from the wells, and all of the buildings were connected with the mains through which the standpipe water was distributed, but no case of typhoid fever occurred in the annex, in which 400 inmates were confined. The deductions drawn from these facts and from negative investigations directed to the food-

supply are stated in the reports which follow, copies of all of which were forwarded to the managers of the hospital.

To the Board of Health of the State of New Jersey:

GENTLEMEN—Recent inquiries show that new cases of typhoid fever have continued to occur among the inmates of the State Hospital, Trenton, at the average rate of about one each day, up to and including August 13th, and among the conditions which at present favor the spread of the disease in the institution the following have been noted:

1. Convalescents freely mingle with the other inmates in the wards and dining-rooms, and through this agency infection and reinfection of dishes, door-knobs, chair-backs, &c., is constantly occurring.

2. Insane inmates are still retained in service in the kitchens and dining-rooms, and therefore there can be no assurance that orders and instructions requiring sterilization of spoons, forks, cups, &c., will be faithfully carried out.

In view of these facts it is recommended that measures be at once taken to separate all convalescents from other inmates, and to immediately discontinue to permit any patient in the institution to assist in the kitchens or dining-rooms, or to have access to any portion of the building where the food is prepared or where the dishes are washed.

Very respectfully,

HENRY MITCHELL,

Secretary.

August 16th, 1907.

To the Board of Health of the State of New Jersey:

GENTLEMEN—During a visit to the State Hospital, Trenton, made this day, it was learned that no new case of typhoid fever has occurred in the institution since August 13th, a period of nine days. In the course of an inspection of the central kitchen, the kitchen in the west wing and the kitchen in the annex, certain defects in location, construction, arrangement, lighting, ventilation and management were observed, and attention is particularly called to the following conditions: The central kitchen is located in the basement of the main building. The ceilings are low, the window space is small, one cell-like room containing two steam kettles has no window, artificial light being depended upon entirely. The sinks are made of wood and are worn out, the floors are constructed of wood, the refrigerator is worn out. The west kitchen is better located and better lighted than the one just described and it is conducted in a more cleanly manner, but in its location and construction it is not well adapted to the cleanly preparation of food. The kitchen in the annex is superior in construction to those above referred to, but it also is defective in certain particulars (wooden floors and sinks). The dishes, spoons, forks, &c., used by the insane inmates are washed by the inmates in wooden sinks in the dining-rooms. No reliance can be placed upon the faithfulness of these persons, and there is good reason to believe that the dish-washing performed by them cannot be depended upon to remove infective substances from the dining-room utensils.

Accumulations of dirt from the hands of the patients and attendants were found to be encrusted upon the doors of the kitchens and dining-rooms, and appearances indicate that these surfaces are never washed. Upon inquiry information was given by Mr. Fleitchman showing that neither the warden nor the medical officers of the hospital have accepted responsibility for cleanliness in the dining-rooms, and consequently there has been gross neglect in this

department. In the annex, where 400 inmates are fed, only three paid employes are provided, and the inmates are depended upon to render all of the additional service which may be required.

The inspection also shows that the polluted spring, located near the laundry, has not yet been filled with earth and rendered inaccessible as a source of water-supply.

Very respectfully,

HENRY MITCHELL,

Secretary.

August 22d, 1907.

At a meeting of the State Board of Health, held September 11th, 1907, the following action was taken:

WHEREAS, A report on file in this office, dated August 22d, 1907, draws attention to certain defects in the construction, equipment and management of the kitchens and dining-rooms of the State Hospital, Trenton.

Resolved, That in the judgment of this board the kitchens in the main building, because of their lack of light and ventilation, and because of their location and construction, are unsuitable for the preparation of food. All kitchens should be provided with ample openings for light and air; the floors should be impervious to water; the sink should not be made of wood or other absorbent material, and all openings should be screened against the entrance of flies.

Resolved, That in the opinion of this board the health of the inmates of the hospital is jeopardized by permitting the insane patients of the institution to aid in the performance of any duties which relate to the preparation, distribution or handling of the food, and we recommend that none but paid employes shall be entrusted with this service.

Resolved, That we further recommend that one capable and reliable person shall be fully authorized to have supervision over all storerooms, kitchens and dining-rooms, and that all employes in those departments be placed directly under his control; that said supervisor be held responsible for the maintenance of cleanly conditions and practices in and about said kitchens, storerooms and dining-rooms.

Resolved, That this board advises that there be no further delay in permanently closing the polluted spring, located near the laundry, by filling said spring with clean earth.

FINAL REPORT.

To the Board of Health of the State of New Jersey:

GENTLEMEN—Twenty-eight days have now elapsed since a new case of typhoid fever has been reported from the State Hospital, Trenton, and we may therefore conclude that the epidemic which recently prevailed in that institution has finally ceased.

To briefly review the important facts having relation to this outbreak it may be stated that the first case occurred April 5th, 1907, in the person of an inmate of the hospital, located in the west wing of the building, who probably contracted the disease in the city of Trenton. Subsequent cases occurred in the same wing, and up to August 13th eighty cases had appeared in the hospital with sixteen deaths. All of these cases were located in the main building of the institution and no cases occurred in the annex, notwithstanding that more than 400 of the inmates of the institution are cared for in that building.

Twenty-three employes and other residents in dwellings on the hospital premises were affected with the disease. Investigations concerning the food-supply, including milk and water, were negative, except that colon bacilli were found in the water of the spring from which a portion of the water provided for the hospital premises was obtained. Suspicion was at first directed to the water of this spring as the medium through which the infection was spread, but in the light of later developments it now appears improbable that the spring water had any influence whatever in conveying the infection, and we are led to the final conclusion that the disease was transmitted directly from patient to patient and through the agency of utensils and food infected within the building.

This conclusion is justified for the following reasons:

1. The disease first appeared in the west wing of the main building and spread to other inmates in this wing, and as facilities were not provided for the isolation of convalescents, the infection was communicated by them to other susceptible inmates.

2. The spoons, forks, cups, &c., used in the dining-rooms were washed by the insane inmates, without boiling, and, in the course of the epidemic, every utensil in the building probably became infected, thereby exposing the food which entered the building to infection as soon as it was received.

3. The filthy habits of many of the insane inmates of the hospital probably caused infected discharges to be generally distributed in the bathroom, upon the furniture, door-knobs and other surfaces touched by the hands of the infected persons.

4. From the west wing the infection was carried to other portions of the main building, but as above stated not a single case occurred in the annex, indicating that the infection was not conveyed by milk or water, for the supply of both of these articles was from the same sources for both buildings. The water-supply for all of the buildings on the hospital premises was taken from the same piping system, and in the standpipe, located near the annex, the water which was pumped into the mains from the spring and from the wells was undoubtedly thoroughly mixed before distribution to the various branches and service lines.

5. Inquiry has shown that communication between the infected kitchens of the main building and the dwellings of employes, where cases of typhoid fever occurred, was frequent.

RESTATEMENT.

1. Typhoid fever was brought to the State Hospital, Trenton, by an inmate who was admitted February 16, 1907, the diagnosis being made April 5th. This patient was located in the west wing.

2. The room-mate of the first patient contracted the disease, and also numerous other inmates in the same wing.

3. These persons were not isolated during their convalescence, and new cases continued to appear in the west wing and the disease was undoubtedly spread from patient to patient.

4. The disease did not attack the inmates located in the annex because they were not brought into contact with infected persons.

5. The disease finally subsided when all susceptible persons who were exposed to the infection had suffered an attack.

Very respectfully,

HENRY MITCHELL,

Secretary.

TRENTON, N. J., September 11th, 1907.

Report on Inspection of Creameries.

BY GEORGE W. MCGUIRE, CHIEF INSPECTOR OF FOOD.

To the Board of Health of the State of New Jersey:

GENTLEMEN—The act governing the management of creameries in New Jersey has been in operation one and a half years, having been approved April 20th, 1906. During this period, in addition to the specific improvements mentioned in detail in the last annual report of the board, much has been accomplished in the effort to improve the quality of milk handled in these establishments. The enforcement of the rules adopted by the board, under authority of the law, has had the effect of stimulating operators to adopt higher standards, and those whose plants were found to be conducted in an unsanitary way have had their licenses withheld until they finally met the requirements of the law. The owners of three creameries located at Pine Brook and Irvington, in Essex county, and at Blackwell's Mills, in Somerset county, were refused licenses on account of the unsanitary condition of their premises and the serious defects in the management and equipment of their plants. They finally abandoned these establishments and the buildings are now unoccupied. Seven new creameries have been built during the past year and are now in operation. They are of the modern type, each having fine concrete floors and smooth interior surfaces and fully equipped with machinery calculated to insure the sanitary handling of milk. They are located at the following places: Bridgeton, Camden, Salem, Hampton Junction, Sharptown, Branchville and Hainesburg. The Salem, Camden and Hampton Junction plants are new enterprises and are built to accord with the requirements of the law in point of construction. The Sharptown, Branchville and Hainesburg buildings take the place of antiquated ones. They are located on new sites and are deserving of favorable mention on account of the enterprise shown by the owners in their conclusions to abandon their old establishments and erect new ones equipped with every sanitary appliance to handle milk with the least risk of defilement. Samples of the water-supply of forty-eight creameries have been collected and analyzed in the State Laboratory of Hygiene and a number of them were found to be polluted. In several instances the source of pollution points to leaky floors and demonstrates the wisdom of the legal requirement for impervious floors. The following extracts taken from original reports made of three creameries will serve to show the defective and unsanitary conditions which existed in them at the time they were inspected and also point out the detrimental effect that such environment must necessarily have upon milk handled and stored in them:

No. 1. "Repeated inspections made of these premises show very careless management. At the time of this inspection the side walls were dirty. The space under the outside platforms was saturated with decomposing waste fluids and contained other accumulations of filth. All the doors of the cooling-rooms were open and unscreened, thus exposing the milk contained in uncovered vessels to dust from the outside as well as to the flies swarming about the premises. The wood floor in the washroom is water soaked and leaky. The wood floor in the receiving-room also leaks and foul odors are emitted from the space beneath it. The cooling-room also has a wood floor which is broken: the waste fluids in the bottling-room also leak through the floor to the space beneath. There is no change in the method of bottling milk, and the milk which overflows from the bottles is poured back into the reservoir and rebottled."

No. 2. "Twenty-nine farmers supply daily 1,600 quarts of milk to this creamery. The floors, made of cement, are broken and coated with decomposed milk. The side walls are dirty. The engine-room adjoining the milkroom contains a swill vat filled with decomposing fluids and is very offensive to the sense of smell; the floor in this room is broken and offensive accumulations fill the cracks. The broken floor space around the drain outlet is filled with offensive accumulations. The whole interior of this creamery is dirty and the odor in the rooms is very offensive."

No. 3. "At the time of this inspection the milk-receiving room was filled with unclean milk cans, empty butter tubs, ice cream cans and quantities of indescribable rubbish. The floors and side walls were dirty. The cooling vat and the water contained in it was unclean. Three men are employed in the creamery and at the time of the inspection they were dressed in outer clothing which was stiff with dirt. The air of all the rooms was foul. A brush inserted in the interior of a pipe through which all milk passes brought forth a mass of decomposed milk and dirt."

In the case of No. 1 the creamery has been entirely reconstructed, the interior thoroughly cleaned, neatly painted and equipped with modern machinery. No. 2 is undergoing repairs; new floors and drains are in course of construction and it is hoped that the management will be more efficient. In the case of No. 3 there is little improvement, and it is my opinion that the milk handled in this creamery under the present management is unfit to use.

I am glad to be able to state that the cases cited are the exceptions to the majority of the creameries in this State. Many of them are under efficient and conscientious management, and not only do they give the milk held in their possession that careful attention which is essential to its purity, but they require the producers, as far as they can, to give it such care at their farms that it will reach the creamery at a low temperature and free from all taints. Milk as a rule is received at creameries once a day, generally in the morning from six to nine o'clock. The warm, or morning's milk, is kept separate from the night's milk, and the latter is about twelve hours older than the former. It is kept in the creamery at a temperature of from forty-five to forty degrees and is shipped in the afternoon between four and six o'clock, reaching its destination from ten to twelve o'clock, and is delivered to customers either the same night or early the next morning, so that if it is received by the customer at seven o'clock in the morning the night's milk is about thirty-six hours old and the morning's milk twenty-four hours. The above statement does not apply to milk shipped to Camden and Philadelphia. Milk trains to South Jersey points reach their destination from eight to ten A. M., too late for delivery on the same day, consequently the dealer is obliged to ice it and keep it for the next day's delivery, and when the milk reaches the consumer it is thirty-six to forty-eight hours old or twelve hours older than that received in North Jersey points. The problem of delivering milk to the customer at a temperature of not more than fifty degrees, as required by some municipalities, is a difficult one as the railroad transportation is now conducted, especially when a creamery is depended upon to supply the demand. In all well-conducted creameries the milk when shipped is at or below forty degrees, but no matter how careful the creameryman is to keep his milk at a low temperature, unless it is so kept on the cars it will not be taken out in a condition to meet the requirements of some boards of health. The only way to have milk delivered from creamery to city by transportation companies is to require them by law to deliver all milk and cream to the consignee at a temperature below fifty degrees, then all milk-carrying railroads will install refrigerator cars and the dealer can be held responsible for the delivery at a proper temperature. Following is a list of the creameries in New Jersey, together with a statement concerning the conditions existing on these premises as shown by the inspection records:

List of Creameries in New Jersey by Counties, Showing Equipment and Nature of Improvement in Condition or Management During the Year 1907.

BURLINGTON COUNTY.

Location, Columbus. Supplee & Co., Owners.—This is a one-and-a-half-story frame building, with wood floors and wood-cooling vats. The water in the vats was found to be unclean at the time of inspection. Apparently little care was used to prevent portions of the water getting into the open milk cans in the operation of placing the full cans in the vat. A well located beneath the boiler-room was found to be polluted. The attention of the owners was called to these defects. A new well, the walls of which are laid with brick and cement, has since been dug outside of the engine-room. All milk is shipped to Philadelphia.

Location, Hartford. Owner and Manager, Thomas C. Plasket.—This is a butter creamery. From 600 to 1,200 quarts of milk are daily received, and the product is all sold to nearby towns. The building is a two-story frame structure, having an imperfect wood floor and a wood milk vat. The owner was notified to clean the pipes through which milk is transferred.

Location, Pemberton. Owners, Montgomery & Smith; Manager, George Montgomery.—This is a one-and-a-half-story frame building on the Kinkora branch of the Pennsylvania railroad. The main room, 45 x 30 feet, has a cement floor and cement vats. The inside walls are made of smooth boards and with a rough board ceiling. Milk is transferred to vats. The pulleys and shafting are placed directly over the exposed milk, and when in motion cause dust to drop to the milk. Water is obtained from the town standpipe. Attention was called by the board to the defect noted above. The milk is shipped to Philadelphia.

CAMDEN COUNTY.

Location, Camden. Clements & Moore, Owners.—This creamery is located on Fourth street. The milkroom opens on the street; milk is received from the sidewalk and is exposed to dust from the street. After several reinspections, cement floors were repaired and the unsuitable pipes used for transferring milk from receiving vats to pasteurizer were replaced by pipes of shorter lengths and of larger diameter, the owner's attention having been called to these defects.

Location, Camden. Owner, Harry R. Read Co.; Manager, H. R. Read; located at 443 William Street.—The stables of the company are located on a court twenty feet in the rear of the creamery building. A manure pit in front of the stable affords a breeding place for flies, and, when being emptied, causes a strong odor to permeate the milkrooms. The company has been notified of this defect. Otherwise the interior of the building complies with the law relating to impervious floors and smooth surfaces.

Location, Camden. Owner and Manager, Howard W. Walford, 333 Senate Street.—This is a two-story brick structure, second floor not in use. There is a fine properly graded cement floor in the milkroom, 40 x 40 feet, with rough plastered side walls and smooth board varnished ceilings. There is good equipment for washing cans and bottling milk. All farmers' cans are washed in the creamery before returning them to be refilled.

Location, Camden. James Daly, Owner and Manager, 1023 South Third Street.—This is a one-story brick building, 33 x 20 feet, attached to dwelling. The floor is made of cement and has an iron sewer grating connected with the city sewer. At the time of inspection the family wash was being done by women, milk cans being used for the purpose of holding the wash-tubs. A door from this milkroom opens into the kitchen. The owner was notified of defects of construction and management.

CUMBERLAND COUNTY.

Location, Bridgeton. Bridgeton Condensed Milk Co., Owners; Mr. Sharp, Manager.—A new building for handling milk, 60 x 60 feet, has been added to this plant during the year. The floors are all made of cement, and the rooms are equipped with modern machinery and apparatus. Twelve thousand quarts of milk a day are received, part of which is condensed, part shipped in cans, and in the summer time a part of it is manufactured into ice cream. The water-supply of their four driven wells has been examined and found to be uncontaminated.

Location, Bridgeton. Wills, Jones & McEwen Milk Co., Owners; John Dennis, Manager.—This is a two-story brick building attached to the rear of an artificial ice plant. The floors are made of cement. The milk cans, when received, are placed on a wood platform in the washroom. Repeated inspections made of these premises have shown the existence of very unsanitary conditions and inefficient management. The former owners, not being able to comply with the regulations of the board, sold out the business. The present owners have recently acquired the business, and the last inspection showed marked improvement in the sanitary conditions and in the equipment.

Location, Fairton. Estate J. P. Wetherill, Owners; W. S. Gandy, Manager.—This is a one-story brick building divided into three rooms, with an ice plant located in the cellar under the engine-room. Each room has a cement floor with sewer connections. All the doors and windows are fitted with copper wire fly screens. The side walls and ceilings are coated with white enamel. The water is supplied from a well, which is well protected against possible pollution. The product (400 quarts of milk daily) is made into butter and sold in Philadelphia.

ESSEX COUNTY.

Location, Caldwell. Harry F. Backus, Owner and Manager.—This is a one-story frame building divided into two rooms. The floor is partly cement and partly wood. Milk is stored in wood ice-water vats. The cement floor, at the time of inspection, was broken and waste fluids saturated the floor material. Milk is bottled in this creamery for delivery in Newark. The attention of the

INSPECTION OF CREAMERIES.

157

owner was called to the defective floor, and it has since been repaired. The interior of the building has also been repainted.

Location, Irvington. W. L. Beardsley, Owner and Manager.—This is a one-story frame building, 25 x 40 feet. At the time of the first inspection and on several subsequent inspections the building was open and no one in charge was present. The cement floor was dirty and broken. The room contained a wood cooling vat in three compartments; one of the compartments contained several cans of cream which had spoiled, and they were infested with maggots. The vats were dirty, and the water in them was unclean. The owner of this creamery was refused license, and has now abandoned the creamery, conducting no business upon the premises.

Location, Newark. Seiler Brothers, Owners; Samuel Seiler, Manager.—This is a receiving station for the firm's Newark trade. Milk is brought from the railroad station and stored in concrete ice-water vats until delivered. The firm handle at this establishment 12,000 quarts of milk, 1,600 quarts of cream in cans and 600 quarts in bottles. The rooms all have fine cement floors, cement walls and an artificial ice plant. Surplus milk is churned. All waste fluids are discharged through iron outlets to the city sewer.

Location, Pine Brook. Halprin Brothers, Owners; Andrew Orta, Manager.—This creamery consists of a wooden shed of two rooms built on the end of an ice-house on the bank of the Rockaway river. A room, 10 x 10 feet, contains two ice-water vats. The walls, ceiling and floor were dirty, and cobwebs were hanging from the ceiling. The cans are washed in the adjoining room; this contains a small wood stove on which water is warmed for washing purposes. Water is supplied from the river for all purposes by means of a hand-pump. There are practically no adequate facilities in this establishment for properly handling milk, and the owners were so notified. They have discontinued receiving milk on these premises, and the building is now unoccupied.

HUNTERDON COUNTY.

Location, Amwell. C. H. Cook, Owner; J. McLim, Manager.—This is a frame one-story building, having a good cement floor and smooth board side walls and ceilings. All waste fluids are discharged into a cesspool. Twenty farmers supply 800 quarts of milk daily, which is all skimmed and carted to Three Bridges and churned, or sold to ice cream makers. Milk is purchased on a butter-fat basis.

Location, Annandale. Marchant Brothers, Owners; Asa Parks, Manager.—This inspection showed that the floor, constructed of unjointed planks, leaks. The doors and windows are unscreened, and at the time of inspection the room was swarming with flies. A vat in this room was half full of decomposing milk, making the atmosphere of the room offensive. The owners were notified of the defects noted in this inspection.

Location, Baptistown. Owner, George H. Scott; Merritt Walker, Manager.—This creamery is still occupied by the manager and his family. Suit is now pending against the owner to recover the penalty of \$200 for the violation of the creamery act.

Location, Barbertown. William Strause, Owner; Charles Marshall, Manager.—This is a one-story stone building. It has a cement floor, smooth plastered side walls and a smooth board ceiling. Twenty-five farmers supply 1,800 quarts of milk daily, which is all skimmed as soon as received, and the cream carted to Idell to be churned. At the time of inspection this place was clean and had the appearance of careful management.

Location, Bloomsbury. C. W. Vannatta, Owner; H. B. Pierson, Manager.—Fourteen farmers supply 500 quarts of milk daily, which is all carted to West Portal, three miles away, and churned. A new floor has been laid in this creamery and a drain trough under the floor has been cleaned as a result of notification by the board.

Location, Califon. I. H. Hoffman, Owner and Manager.—This is a two-story frame building. It has wood floors and smooth board side walls. The milk is cooled in wooden ice-water vats. There was an odor of decomposed milk noticeable throughout the rooms, and the owner was notified to make a more thorough daily cleaning.

Location, Califon. C. C. Demarest & Co., Owners; J. B. Geist, Manager.—This is a frame structure with wood floors and unpainted smooth board side walls and ceilings. The floors slant to a sewer outlet, and the waste fluids are discharged into the north branch of the Raritan river. The receiving vat is located near a door opening onto the roadway, and the milk is exposed to dust and flies. The attention of the owners was called to these defects.

Location, Cherryville. Clinton R. Peterman, Owner and Manager.—This is a two-story frame building with basement. Milk is received in a room on the first floor, and flows by gravity through pipes to the basement, where it is churned. There is a cement floor in the churning-room and smooth board side walls. The family of the owner occupied the dwelling connected with this creamery, but vacated the rooms on receiving a notification from the board.

Location, Clinton. James Wyckoff, Owner and Manager.—Seventy-five cans of milk are daily received at this creamery, part of which is bottled, and all of which is shipped to dealers in New Jersey towns and to Brooklyn, N. Y. Since the last inspection a new earthenware drain-pipe has been laid in place of the old wooden drain, and the waste fluids are discharged in a field ditch 125 feet from the building; this distance should be increased. There are no screens in the doors or windows, and flies were very numerous in the rooms and in the milk. The attention of the owner was called to defects mentioned.

Location, Clover Hill. A. C. Durling, Owner; E. Williams, Manager.—This creamery was repaired, cleaned and painted last year. A new cement floor was also laid, and the drain extended 100 feet farther than formerly.

Location, Everittstown. George H. Scott, Owner; John R. Manning, Manager.—This is a one-story frame building, 15 x 30 feet; it has a cement floor and partly cemented side walls with smooth board ceiling. Three thousand pounds of milk are daily received, which is all separated, and the cream shipped to Philadelphia. The premises were clean at the time of the last inspection.

Location, Flemington. Seiler Brothers, Owners; C. H. Hauser, Manager.—This creamery building is frame, one-and-a-half-stories, with an icehouse annexed. The interior surfaces are smooth and painted. The receiving-room contains two wood wash-trays and a metal-lined bottling machine. One wash-tray is fitted with a revolving brush for washing bottles. Cans are washed in the other tray. After washing the cans are placed on a platform outside the building, and the bottles on racks in the creamery. Neither bottles nor cans are steamed. There are four wood ice-water cooling vats, which are emptied weekly. Water is obtained from a driven well 160 feet deep.

Location, Frenchtown. Harbison Dairy Co., Owners; Jos. Roberts, Manager.—Twenty-five farmers supply 1,800 quarts of milk a day, half of which is skimmed and it is all shipped to Philadelphia. The building is a one-story frame structure, 100 x 30 feet. The main floor is six feet above ground, and is divided into three rooms. The main milkroom has a tight wood floor and smooth board side walls and ceilings, which are oiled. The waste fluids enter a tile drain brought up to the level of the floor and are discharged into the Delaware river. There is a twin wood wash-tray in the receiving-room fitted with water and steam pipes: the cans are washed in these vats, first in warm water with sal soda, then rinsed in warm water, after which they are steamed and inverted on racks against the wall. This is a shipping station for milk contained in cans only.

Location, Glen Gardner. John T. Force, Owner; J. T. Force, Manager.—This is a dilapidated one-story frame building, 36 x 16 feet, and is divided into two rooms. When the milk is received it is at once placed in a wood ice-water vat supplied with water from a hill spring. The washing of cans and bottles takes place in an adjoining room. This room contains a boiler, an ice cream machine and a wash-tray. The floors are made of wood and are old and broken. The wood floor drains are dirty and leaky, rendering the ground beneath the creamery offensive. The wood side walls are covered with felt-paper with lath and are very dirty. There is no privy on the premises for the use of the employees, and the ground outside the creamery was strewn with faecal matter. License was refused the owner of this creamery and it has been abandoned.

Location, Hampton Junction. Owner, C. C. Demarest & Co.; Manager, _____.—This is a two-story frame building, 30 x 40 feet, with an office 8 x 10 feet in addition. The main floors are made with cement and the side walls and ceiling surfaces are smooth. Milk is received on a platform and poured into a twin tin-lined vat near the door. The night's milk is pumped through eight feet of one and one-half-inch iron pipe into a sand filter, thence through a pump cylinder and fourteen feet of one and one-quarter-inch iron pipe to a cooler, after which it is bottled. There are six elbows in the entire line of pipe which cannot be properly cleaned. The cooling vats have no bottom outlet, and when it is desirable to change the water it is necessary to dip the water out. There is an iron sterilizing chamber in which all cans and bottles are said to be placed and steamed for one-half hour. All waste fluids are conveyed to a stream 200 feet away through underground earthenware drain pipes. Thirty cans of milk are received daily, half of which is bottled, and it is all shipped to the owner at Staten Island, N. Y.

Location, Hoffmans. Isaac H. Hoffman, Owner; Manager, I. H. Hoffman.—This is a one-story frame structure, 20 x 25 feet, wood floors, side walls and ceil-

ing. The walls and ceiling are painted white. Fourteen farmers supply 1,400 quarts of milk daily, which is shipped to Jersey City. Milk in cans is stored in wood ice-water vats and kept twelve hours before shipment. Cans and utensils are washed on an outside platform with water which is heated in an iron vessel over a stove. The waste fluids are discharged through a floor gutter into an earthenware tile pipe under the creamery floor, and enter the north branch of the Raritan river.

Location, Idell. William Strauss, Owner; William White, Manager.—This is a two-story frame building, 28 x 28 feet. Milk, when received, is poured into a weigh can located on an elevated platform in the main room, from whence it flows by gravity through a three-inch tin pipe to the receiving vat, and from thence through eleven feet of one-inch iron pipe with five elbows to warming pan. Ice is placed in the separated cream. The product is made into butter. The skim-milk vat and the ground surrounding it on the outside of the creamery is offensive to the sense of smell. The cement floor is broken and should be repaired. The waste fluids are discharged through an underground drain pipe into a creek. The owner was notified of the defects in this creamery and a subsequent visit showed that they had been given attention. The premises were in a better sanitary condition.

Location, Jutland. George N. Robinson, Owner; G. N. Robinson, Manager.—Twenty-eight farmers supply 1,100 quarts of milk daily to this creamery, 700 quarts of which is bottled, and it is all shipped to Jersey City. The building is a one-story frame structure with an oak wood floor and smooth board side walls and painted ceilings. The cooling vats are wood and are said to be emptied once a week and cleaned. An earthenware drain pipe carries the waste fluids to a brook 200 feet distant.

Location, Lebanon. George Clark, Owner; J. C. Stryker, Manager.—About 2,800 quarts of milk are received daily at this creamery, and it is all shipped in bottles and cans to Bayonne and Newark. Milk is cooled in spring water which passes through the creamery under the floor. The water-supply is derived from springs above the creamery, flowing through the creamery into a brook. Fish are kept in the cooling pools. A sample of water was taken from this creamery and reported to be suspicious.

Location, Little York. S. V. Eckel, Owner; G. S. Eckel, Manager.—Thirty-nine farmers supply 1,500 quarts of milk to this creamery daily. It is a three-story stone building on a side hill. Milk is received on the second floor and flows by gravity over open tin spouts to the floor below. The wall about the receiving can was found to be encrusted with stale milk. The walls were not clean, and the ceilings contained cobwebs and dust. The owner was notified of the unsanitary conditions in this creamery, and a subsequent visit showed that he had caused the walls and ceilings to be cleaned and painted.

Location, Locktown. Locktown Dairymen's Association, Owners; G. W. Hockenbury, Manager.—This is a three-story frame building with family apartments. The family vacated the building after receiving notice from the board. The wall surrounding the receiving tank was encrusted with dried decomposed milk. The owners were notified to clean the walls, and a subsequent visit showed that the interior had been thoroughly cleaned and painted.

Location, Ludlow. Owner, Henry Quelly; Manager, George Sidney.—This is a one-story frame building with wood floors, side walls and ceiling. The water is obtained from a spring twenty feet in the rear of the building and is conveyed to the creamery through an iron pipe by gravity. The waste fluids are discharged into a swift running brook five feet in the rear of the creamery.

Location, Milford. C. E. Hurley, Owner; C. E. Hurley, Manager.—This is a one-story frame building, 24 x 50 feet, with a cement floor and smooth board unpainted side walls and ceilings. The one room contains wood cooling vats, churn, pasteurizer, &c. The product is made into butter. The odor of the room was not good, and the owner was requested to clean thoroughly. On the next inspection no objectionable odor was noticed.

Location, Mt. Pleasant. George H. Scott, Owner; G. H. Scott, Manager.—This is a small receiving station. Three thousand pounds of milk are daily received. It is separated as soon as received and the cream shipped to the Crane Ice Cream Co., of Philadelphia. The station has a cement floor.

Location, New Germantown. A. C. Durling, Owner; William Scherman, Manager.—This a two-story frame building with icehouse annexed. The second floor is not in use. The cooling room, 10 x 30 feet, contains two wood cooling vats. It has wood floors, and the interior has been recently painted. Water for washing utensils is heated in an iron vessel with tin box beneath it. The floor leaked, but has since been repaired.

Location, Oak Grove. C. R. Peterman, Owner; Sedgwick Gano, Manager.—Two thousand five hundred quarts of milk are supplied by thirty-eight farmers to this creamery. The milk is received from a window and passed into a weigh can located on a platform in the milkroom. This room is 25 x 20 feet. A driven well 128 feet deep is located under a shed next to the creamery. A cellar, 10 x 20 feet, under the above-mentioned platform was flooded with waste fluids from the creamery floors at the time of inspection. The ledges and side walls back of the cream vat were covered with cobwebs and dust, and when the lid was raised they were liable to fall into the milk. Since the above inspection this creamery has been entirely renovated. A cement floor has been laid, the cellar filled up and the interior cleaned and painted.

Location, Oak Summit. Harry Sassaman, Owner; H. S. Smith, Manager.—This is a two-story frame building with dwelling apartments. It has cement floors in the milkrooms, smooth board ceiling and smooth plastered side walls. After receiving notice from the board the manager's family vacated the dwelling-room.

Location, Pattenburg. George N. Robinson, Owner; William Atkins, Manager.—Seven hundred quarts of milk are received daily, which is all shipped to Newark, Jersey City and Perth Amboy the same day. Water is obtained from a driven well eighty feet deep. All waste fluids are discharged through wood troughs under the creamery floor onto sloping ground outside the creamery, then entering a swift running stream twenty feet away.

Location, Pittstown. Empire State Dairy Co., Owners; A. Brice, Manager.—This is a two-story frame building with dwelling-rooms on second story. Fifty farmers supply 2,500 quarts of milk daily, which is all shipped to Brooklyn.

The floors are made of wood and are tight. The side walls and ceiling surfaces are smooth. The milk is received from an outside platform and poured into a twin metal-lined vat in the cooling-room. During the process the milk is exposed to flies and dust. The waste fluids are discharged through an earthenware pipe to a creek. After a notification from the board the dwelling-rooms were vacated.

Location, Reaville. Farmers' Exchange Co., Owners; J. T. Runy, Manager.—Forty-eight farmers supply 2,500 quarts of milk daily to this creamery, part of which is made into butter and part skimmed. The cream is shipped to Philadelphia. All waste fluids are discharged through a drain pipe 300 feet from the creamery. All doors and windows are screened. Water is obtained from a well 235 feet deep.

Location, Readington. Farmers' Exchange Co., Owners; F. A. Peabody, Manager.—This is a two-story frame building with tin roof, cement floor, smooth side walls and ceilings. Water is obtained from a driven well eighty-five feet deep under the boiler-room. Waste fluids are discharged through an underground earthenware pipe to the south branch of the Raritan river. The milk, while in the receiving vats, is exposed to flies, and many were found floating in them.

Location, Ringoes. William Strauss, Owner; Frank Miller, Manager.—The side walls in the main room have been recently lime-washed, but the floors were dirty. The wood floors and side walls of the receiving-room were also unclean. The skim-milk vat on the outside of the building is filled with decomposed milk. The drain from this vat is clogged and causes a nuisance to exist on the ground surrounding it. There are no screens in the doors and windows, and the milk-rooms were infested with flies. The owner was notified to abate the nuisances existing on the premises.

Location, Ringoes. Harbison Dairy Co., Owners; S. Burns, Manager.—This is a new frame structure, 30 x 100 feet. The floors are wood and are tight. The surfaces of the side walls and ceilings are smooth. The cooling-room contains four metal cooling vats. One thousand quarts of milk are received daily, which is all shipped to Philadelphia the same day in cans.

Location, Rosemont. William Strauss, Owner; George Wilson, Manager.—Twenty-seven farmers supply 1,200 quarts of milk daily, which is all skimmed and the cream carted to the owner's creamery at Sergeantsville, where it is made into butter. This creamery has a good cement floor and smooth plastered side walls, lime-washed, and smooth board ceiling. The skim-milk vat in the creamery was infested with flies. There are no screens in the doors nor windows.

Location, Sergeantsville. William Strauss, Owner; William Johnson, Manager.—Ninety farmers supply 4,000 quarts of milk daily, which is all made into butter. The side walls and ceiling of the weighroom are unclean and the wood floors were found to be leaky. The skim-milk vat in the main room containing decomposed milk is infested with flies. This owner was notified of the above defects and new floors were laid, and the interior of the creamery cleaned and painted.

Location, Spring Mills. T. M. Mayer, Owner; George Scheltz, Manager.—This creamery, at the time of the first inspection, was in a deplorable condition as regards floors, drainage, light and general sanitation. After receiving notice from the board it was entirely reconstructed and equipped with modern machinery. The interior was neatly painted. Under proper management and a better protection against flies milk can now be handled with safety.

Location, Stockton. Horace Allen, Owner; Horace Allen, Manager.—This creamery was abandoned during the year.

Location, Sunnyside. James Wyckoff, Owner; J. D. Compton, Manager.—After several inspections of this creamery the drainage system has been changed, the well cleaned and a grocery store attachment abandoned. The rooms have all been cleaned and painted. Forty-five cans of milk, supplied from twenty-seven farmers, are shipped to Bayonne, Elizabeth and Newark.

Location, Three Bridges. Amwell Valley Dairy Co., Owners; W. J. Willsey, Manager.—This is a two-story frame building, interior painted, oak floor and smooth board side walls and ceiling. Thirty-two persons supply 1,400 quarts of milk daily, which is shipped to Newark, Elizabeth and Perth Amboy. A pig-pen 100 feet from the creamery has been removed after a notification from the board.

Location, Wertsville. Hernig & Northrup, Owners; William Boyd, Manager.—This is a one-story frame building, 25 x 27 feet. The wood floors were found to be leaky, and the drainage from the creamery and the contents of a privy are exposed to view fifty feet from the creamery. The building is unscreened and was infested with flies. The attention of the owners was called to the above-stated conditions, and since that time they have constructed a new cement floor, new cement cooling vats and new smooth board side walls and ceilings. They have also fitted all doors and windows with screens and cleaned the ground on the exterior of the building.

Location, West Portal. C. W. Vannatta, Owner and Manager.—Thirty-four farmers supply 1,800 quarts of milk to this creamery, 1,500 quarts of which are bottled. It is all shipped to Jersey City and Perth Amboy. The bottling of milk is done in the washroom. The wood frame of the bottling machine is saturated with milk, and all the overflow from bottles is caught in a vessel and then rebottled. The wood cooling vats are emptied and refilled every week.

Location, White House. A. C. Durling, Owner; William Schaffer, Manager.—Twenty-five farmers supply 2,500 quarts of milk daily to this creamery, which is shipped to Newark and New York. This creamery has undergone radical changes in repairs and equipment. The original wood floors have been replaced with concrete ones. The filthy cellar has been cleaned. The drainage pipes have been relaid and extended 600 feet from the creamery. The interior surfaces have been neatly painted and new cement cooling vats built. A new pasteurizer and other utensils have been added to the equipment. This is the result of several notices from the board.

MERCER COUNTY.

Location, Harbourton. Samuel Burns, Owner and Manager.—This is a butter creamery, 26 x 38 feet, and two stories high. Thirty-four farmers supply 4,300 pounds of milk daily. The milk is received from a porch on elevated ground and poured in a weigh can, flowing by gravity to the room below into receiving vats. The floors are made of cement. The side walls are lime-washed and the ceiling surface smooth. The waste fluids are discharged into an open ditch forty feet from the creamery, extending under an open privy, the contents of which are exposed. This condition, together with the disposal of drainage at this point, renders the air foul and is a source of fly breeding. Since the inspection recorded above the drainage disposal point has been extended fifty feet and the privy cleaned and enclosed.

Location, Hopewell. Henry A. Northrup, Owner; D. A. Northrup, Manager.—After repeated inspections of this creamery the plant has been largely improved. The cellar, which formerly was flooded with waste fluids from the leaky wood floor of the milkroom, has been filled up with earth, and new concrete floors have taken the place of the old wood ones. New concrete cooling vats have been built and smooth interior surfaces have replaced the old rough ones. The interior has also been painted. The drainage system has been changed and is discharged into a stream which runs through the village. It was formerly discharged into the ice pond. The sloping ground surrounding the ice pond has been cleared of pig-pen, privy and other contaminating sources.

Location, Pennington. J. A. Kunkle, Owner.—This is a private creamery operated by the owner. It is a stone building, 18 x 36 feet, with cement floors and smooth surface walls. Milk from the owner's dairy is pasteurized and shipped to Philadelphia.

Location, Robbinsville. Owner, B. F. Hulse; Manager, George F. Robbins.—This is a one-story frame building. Twenty farmers supply 1,000 quarts of milk daily, which is all carted to Trenton and sold to dealers. After repeated visits to this creamery, and notices from the board, the broken cement floor has been repaired and the drain pipe cleaned. The disposal point of the drainage on land 200 feet from the creamery has been cleaned. The interior has also been cleaned, and on the last visit it was said the skim milk, which has been a source of foulness in the creamery-room, is not used.

MIDDLESEX COUNTY.

Location, Cranbury. Cook & Jones, Owners; Chester A. Bastress, Manager.—This is a one-story frame building, 30 x 40 feet. Sixty-five farmers supply 2,000 quarts of milk, all of which is made into butter. The floors are cement, and all interior surfaces are smooth. Water is obtained from a dug well outside the building. Waste fluids are discharged through a four-inch earthenware pipe into Cranbury lake, fifty feet from the creamery. The milk and cream vats were uncovered, and, being located under a line of shafting, were liable to receive particles of dust while the machinery is in motion. The owners were requested by the board to remedy this defect, and accordingly have had covers attached to the vats.

INSPECTION OF CREAMERIES.

Location, Highland Park. W. W. Ten Eyck, Owner and Manager.—This is a one-story frame and stone basement building 20 x 30 feet, with 12 x 30 foot extension. Sixteen farmers supply 1,000 quarts of milk daily, which is sold in New Brunswick and Highland Park. Milk in farmers' cans is set in cement ice-water vats until delivered to customers. The floors are made of cement, and the interior surfaces are smooth.

Location, New Brunswick. New Brunswick Hygienic Milk Co., Owners; Alva T. Jordan, Manager.—This creamery is located on Church street, and the milk, while being received and exposed in vats, is liable to contamination from dust and other impurities from the street and driveway. The board refused to license the place until proper changes had taken place. The owner finally acquired additional room, and has built an entirely new structure, equipped with mechanical refrigeration, new modern apparatus, and arranged to receive milk where it will be better protected against the defilement to which it was formerly subjected.

Location, Three Mile Run. A. De Hart Voorhees, Owner; E. McLaughlin, Manager.—This creamery is located on the farm of the owner, and the milk product of his own farm and that of two of his neighbors is skimmed, and the cream sold to consumers in New Brunswick. The sanitary conditions are excellent, and unusual care is taken with the product to protect it from contamination.

MONMOUTH COUNTY.

Location, Allentown. Allentown Dairy Association, Owners; A. A. Taylor, Manager.—This is a three-story building on a side hill. The milk is received on the second floor, and is discharged from weigh can through open conductors to a vat on the lower floor. Thirty-six farmers supply 1,500 quarts of milk daily. In the summer time the milk is shipped to Asbury Park and Spring Lake, and in the winter it is made into butter. The floors are cement, and milk is cooled in cement ice-water vats. Water is supplied from a dug well. Waste fluids are discharged through an earthenware drain pipe brought up to the level of the floor, into Doctor's creek, twenty feet from the creamery.

Location, Colt's Neck. Colt's Neck Creamery Co., Owners; F. A. Tupper, Manager.—Nineteen farmers supply 1,200 quarts of milk daily to this creamery. Milk is received from the roadway, taken to a room, 10 x 10 feet, in the second story, and poured into a weigh can from whence it is discharged through a fence to a vat on the basement floor. The milk is cooled and stored in wood ice-water vats. The floor of the main room is cemented, and the side walls and ceilings have smooth boards, lime-washed. Water is supplied from a well 166 feet deep. Milk is carted to Asbury Park and retailed.

MORRIS COUNTY.

Location, Chester. Keystone Dairy Co., Owners; E. Skellenger, Manager.—This is a receiving station. Thirty cans of milk are daily received, cooled and stored in wood ice-water vats until shipping time. The wood floors are water soaked and leaky. The interior of the rooms were unclean, and an odor of decomposed milk permeated them. The owners were notified by the board to remedy the defects reported.

Location, Flanders. Willswood Farm Dairy Co., Owners; Y. M. Prescott, Manager.—This is a two-story frame building. An elevated wagon road permits the milk to be received on the second floor. The receiving-room has a cement floor, and the wall surfaces are smooth, and are coated with white paint. Milk is discharged from this room over tin troughs to a vat on the first floor. This vat is elevated six feet above the cement floor of the churning-room. The bottling room has a cement floor and white enameled walls. Milk is received in this room by gravity over tin spouts from the churning-room to the reservoir of a metal bottling machine. The rooms are well ventilated, and were clean at the time of inspection. Water is supplied by a swiftly-running stream. Waste fluids are discharged into a brook below the creamery. Milk is sold in Philadelphia.

Location, Flanders. Henry Quell, Owner; Wm. McLaughlin, Manager.—This is a dilapidated frame building. The wood floors are old and leaky. The space under the platform, where cans are racked, is soaked with waste water, and is unclean. There is no protection against flies which swarm in the creamery. One thousand two hundred quarts of milk are received, which is shipped to the owner in Long Island City. The owner was notified by the board of the defects reported, and has promised to rectify them.

Location, German Valley. J. T. Welch, Owner; Jacob Welch, Manager.—This is a one-story frame building. Ten farmers supply 400 quarts of milk daily, the milk in cans being set in a spring and kept there until shipping time, then sent to New York. The washing of cans is done in a separate building on the premises.

Location, German Valley. S. M. Dilts, Owner and Manager.—This is a small creamery, 12 x 30 feet, divided into three rooms. Two farmers and the owner's dairy supply 300 quarts of milk a day, which is shipped to Plainfield. The interior of these rooms contained accumulations of dust, cobwebs, &c., on the walls. All waste fluids were discharged into a cesspool under the floor. The family wash was being done in one room at the time of inspection. After a notice from the board the drainage was changed, and waste is now discharged into a cesspool 100 feet from the creamery. The cook stove has been removed. A cement floor has been laid, and the interior surfaces sheathed with smooth boards and painted.

Location, Middle Valley. Geo. Clark and Son, Owners; Wm. Maxwell, Manager.—Thirty farmers supply 1,600 quarts of milk to this creamery. The wood floors are leaky, and the side walls and ceilings are unclean. The ground space in the rear of creamery contains an accumulation of ashes and garbage, and the ground surrounding it is saturated with decomposed milk. After a notice from the board, a new floor was laid. The side walls and ceiling were cleaned and painted, and the drain and ground surface cleaned.

Location, Morristown. Luther Kountz, Owner; J. C. Hubert, Manager.—This is a one-story brick building divided into four rooms. The floors are concrete, smooth and perfect. The side walls are wainscoted with porcelain tiles, and the ceilings are made of narrow wood boards shellacked. Waste fluids are discharged from the soapstone wash trays through tight trapped pipes to main sewer pipe, and the floor drainage goes through brass floor gratings. A cesspool 400 feet away receives all drainage. Water is obtained from a hill spring 3,000

feet from the creamery. All doors and windows are screened. The milk is produced on owner's farm, made into butter and sold in Morristown.

Location, Naughtight. Henry Quell, Owner; John Halsthen, Manager.—This is a four-room frame building. Eleven persons supply 900 quarts of milk daily, which is all bottled and shipped to the owner at Long Island City. A new wash-room has been added to the building since the first inspection.

Location, Troy Hills. H. F. Backes, Owner and Manager.—Five farmers supply 350 quarts of milk at this station, and place the cans in a spring which is covered by a shed. It is located alongside of an icehouse, and ice is placed in the spring. The milk is kept there over night, and is then carted to Caldwell, six miles away.

SALEM COUNTY.

Location, Alloway. F. A. Shivelor, Owner and Manager.—Twenty-eight farmers supply 1,800 quarts of milk daily to this creamery. Part of the product is made into ice cream, and the balance is shipped to Millville and Philadelphia. The water in the wood cooling vats was dirty and offensive to the sense of smell at the time of inspection. A notice from the board brought a promise from the owner that more care would be exercised in the future in keeping the vats, and water in them, clean.

Location, Darctown. Ira S. Champion, Owner and Manager.—Eight hundred quarts of milk are received at this creamery, which is all shipped to the owner at Ocean City. Milk is cooled in a natural spring. Water for washing utensils is obtained from a driven well fourteen feet deep. Cans, after washing, are inverted over a steam jet. The floors are wood. This place was clean inside at the time of inspection.

Location, Elmer. C. H. Oliphant, Owner; Edic. Cole, Manager.—This creamery has been entirely reconstructed since first inspected. The board refused to license under former conditions. The old basement has been filled up. New concrete floors have been laid throughout, and new modern apparatus has been installed.

Location, Elmer. Isaac B. Reece, Owner; J. B. Reece, Manager.—This is a two-story frame building. One thousand five hundred quarts of milk are received daily, which is all made into butter. There is no protection against flies entering the creamery, and the wood floors are saturated with decomposed waste fluids. The family wash was formerly done in the milk room. The owner was notified of the defective conditions.

Location, Monroeville. Monroeville Ice Cream Co., Owners; Oscar Ware, Manager.—After several notifications from the board, this creamery has been placed in a better sanitary condition than when first inspected. A pig pen near the building has been removed, and drainage system improved, and the interior made cleaner. A slaughter-house adjoins the creamery, and part of the building is used for a cold storage room for meat.

Location, Harmersville. J. T. Davis, Owner; Quinton Rankins, Manager.—This is a one-story rough board structure, 16 x 22 feet, with wood floor. Thirty-

three farmers supply 1,500 quarts of milk, which is all skimmed, and the cream carted eight miles to Salem. The wood cooling vats were not clean. When necessary to empty the vats the water is discharged on the floor, and escapes through holes in the floor. The ground beneath is covered with a filthy accumulation from this source of thirteen years' standing. After notice from the board the space under the creamery was cleaned, a new cement floor laid, and new smooth interior surfaces made.

Location, Salem. Bridgeton Condensed Milk Co., Owners; Jos. Sharp, Manager.—This is a new structure of brick, 72 x 130 feet, and is equipped with new modern machinery for handling and condensing milk. Five thousand quarts of milk are received. All floors are made of cement. Waste fluids are discharged into the city sewer. The water-supply is obtained from driven wells 100 feet deep.

Location, Salem. J. T. Davis, Owner and Manager.—Three thousand quarts of milk are handled daily in this creamery, part of which is sold in Salem and Philadelphia, and made into ice cream. The floor and cooling vats are made of cement. Milk is pasteurized.

Location, Sharptown. Wm. Richman, Owner and Manager.—This is a new modernly-equipped creamery and takes the place of a badly-located and badly-managed one in the same village. The site is new and on high ground. The floors are all cement; the rooms are large, light and well ventilated. Forty-eight farmers supply 3,000 quarts of milk daily. Part of it is condensed, and part sold to Atlantic City. In the summer time ice cream is manufactured.

Location, Salem. Wm. Richman, Owner and Manager.—This creamery has not been licensed. Several notices from the board have not as yet had the desired effect of improving the unsanitary conditions existing. The fault lies chiefly in the management. The interior surfaces are dirty. The vats are unclean, and the employes are clad in unclean outer garments.

Location, Woodstown. C. F. Moore, Owner and Manager.—This creamery has undergone many desirable changes. The rooms have been enlarged, affording more light and ventilation. A new cement floor has been laid. New interior smooth surfaces have replaced the old ones. The drainage system has been changed, and a receiving-room installed in the second story of the building, allowing the milk to flow by gravity to the milk room.

Location, Woodstown. Burby & Miller, Owners and Managers.—This creamery has not been licensed. A filthy skim milk vat is located twelve feet from the receiving-room, and the ground surrounding it is saturated with decomposed milk. Flies swarm about the place, and get into the milk in the weigh can. The interior walls have been cleaned, and the cement floor has been repaired.

SOMERSET COUNTY.

Location, Belle Mead. C. H. Cook, Owner; Robert Gates, Manager.—This creamery building adjoins large cow barns on a 1,000 acre farm. The product of the home dairy is 2,000 quarts of milk, besides which 2,000 quarts are pur-

chased from farmers. The product is made into butter or skimmed, and the cream shipped. The floors are cement, as well as the cooling vats which are covered.

Location, Blackwell's Mills. Hamilton Dairy Co., Owners; Fred. Morganbrook, Manager.—This creamery was refused license by the board on account of the unsanitary condition of the premises, and the inadequate facilities for handling milk. The creamery has been abandoned.

Location, Flagtown. Sam Levy, Owner; Phil. Grossweiler, Manager.—Forty farmers supply 1,000 quarts of milk, which is shipped to the owner in New York. The wood floors in this creamery are made of unjointed planks: they are defective and leak. The wood platform on the outside of the creamery leaks and conceals accumulations of filth. After notification from the board, a new cement floor is being laid. The exterior is being cleaned and the drainage system changed. No license has yet been granted to this creamery.

Location, Liberty Corner. Seiler Bros., Owners; John Gratton, Manager.—This is a three-room frame building located on the owners' farm. Twenty-one cans of milk are shipped to Orange and Chatham. Water is obtained from a spring, and the overflow from this spring goes into a box, 6 x 5 feet, used to cool milk. The floors are wood and leak. Cans are inverted over a steam jet after washing and treated to live steam.

Location, Lyons. Luther Childs, Owner and Manager.—This creamery is located in one end of a large barn and wagon house. The floors throughout are cemented. The cooling vats are concrete. The milk is supplied to Childs' restaurants.

Location, Montgomery. Farmers' Exchange Co., Owners; A. Shiner, Manager.—This is a one-story building, 20 x 38 feet. Twenty farmers supply 1,000 quarts of milk. Pumps and small bore pipes are used to transfer milk. The floor is cement. The water is obtained from a driven well seventy-five feet deep.

Location, Neshanic. Wm. Rausch, Owner; J. M. Agans, Manager.—Sixteen farmers supply 1,600 quarts of milk to this creamery. Water is obtained from a well in the engine-room, 112 feet deep. Farmers' cans are washed before being returned. The floors and cooling vats are wood. The interior surfaces are smooth.

Location, Neshanic. E. Dennis, Owner; John Foose, Manager.—This creamery has been much improved in condition and management during the year. A new concrete floor has been laid in the wash room, the side walls have been cleaned and painted, the ground space under the wash room floor has been cleaned, and the drainage system extended to a greater distance. A new well has also been dug, and it is well protected against surface pollution.

Location, North Branch. Geo. W. Fields, Owner and Manager.—Eighty cans of milk are handled daily in this creamery, and it is all bottled and shipped to Bayonne. The skim milk vat which was reported as constituting a nuisance has been removed, and the ground on which it stood has been cleaned and covered with dry ashes.

Location, Pottersville. A. C. Durling, Owner; Wm. Walker, Manager.—Twenty-three farmers supply 1,200 quarts of milk daily, which is shipped to Newark. This creamery has a new plank floor. The cooling vats are wood. Water is obtained from a raceway near the creamery.

Location, Skillman. J. B. Longshore, Owner; A. Smith, Manager.—This is a frame building. One thousand four hundred quarts of milk are taken in daily. It is stored in wood vats and shipped to Philadelphia the same day. Water is obtained from a driven well under the engine-room floor.

Location, South Branch. Farmers' Exchange Co., Owners; A. M. Miller, Manager.—Twenty-one farmers supply 1,400 quarts of milk daily to this creamery. The floors are cement, and the interior surfaces are smooth, and have been recently painted. Doors and windows are screened.

SUSSEX COUNTY.

Location, Andover. Fulboom Dairy Co., Owners; Harvey Morris, Manager.—This is a two-story frame building. The floor is cement, and the receiving-room on the second floor is wood. The water-supply is obtained from a raceway. The ground on one side is high, and privies, chicken houses, &c., are located on it. The water was found to be polluted, and the owners notified.

Location, Augusta. T. O. Smith's Sons, Owners; Theo. Cross, Manager.—Seven thousand quarts of milk are handled daily in this creamery. The milk room has a board floor, and the cooling vats are wood. After a notice from the board a new source of water-supply was obtained, and the ground space under the creamery cleaned and cemented.

Location, Balville. Alca. Campbell Milk Co., Owners; S. Black, Manager.—This is a one-story building with cement floor. Water is obtained from a driven well forty feet deep. Three thousand four hundred quarts of milk are handled daily, which is all shipped to the owners in Brooklyn.

Location, Beemerville. Borden Condensed Milk Co., Owners; W. F. Dye, Manager.—This is a receiving station for this company. The milk is hauled to the Branchville Creamery daily. The floors are cement, and the interior surfaces are smooth and painted white.

Location, Branchville. Borden Condensed Milk Co., Owners; W. F. Dye, Manager.—This is a new building, taking the place of an old one. It is large, well lighted and ventilated, has cement floors and smooth surfaces. It is equipped with all modern machinery. The water is obtained from a dug well fifteen feet deep.

Location, Clarc. S. C. Hayne, Owner; Jos. Van Syckle, Manager.—This is a receiving station. The milk, when received, is placed in a spring for two or three hours, then carted about six miles to Unionville, N. Y. New floors are being laid in the wash room, and a new source of water-supply will be obtained as required by the board.

Location, Glenwood. Brown & Bailey, Owners; Geo. L. Howell, Manager.—One hundred and two cans of milk are handled daily in this creamery. It is all condensed and sold in Newark and Jersey City. Since the last inspection, a new cement floor has been laid. The water for cooling purposes is obtained from a hill spring, and for washing purposes, from Carpenter's pond.

Location, Hamburg. Diamond Dairy Co., Owners; Frank Scott, Manager.—Twenty-five farmers supply 6,000 quarts of milk daily. New cement floors and cement cooling vats have been constructed as a result of notification by the board.

Location, Huntsville. Borden Condensed Milk Co., Owners; J. W. Winters, Manager.—Two thousand quarts of milk are handled daily. It is all bottled and shipped to New York. A new receiving-room is in course of construction. When it is completed the milk, as received, will flow by gravity direct to the bottling machine. Iron sterilizing chambers are used to sterilize all bottles and utensils. A sample of the water from a well was taken for analysis.

Location, Lafayette. Newark Milk and Cream Co., Owners; Wm. Lloyd, Manager.—This is a two-story building, with cement floors and smooth interior surfaces throughout. Flies were found in milk in the reservoir of bottling machine. A milk car is always on the track, and milk, as soon as bottled, is iced and placed in it. The ground surface under the car and surrounding it was saturated with decomposed milk. The company was notified of these defects, and as a result the milk vessels are being kept covered, and the ground on the outside of the creamery cleaned and disinfected.

Location, McAfee. H. S. Chardavoyne, Owner; A. C. Ward, Manager.—The wood floor in this creamery is broken, and the waste fluids escape to the ground beneath, foul odors emanating from this source. The water-supply is taken in the winter time from Black creek, a pond alongside the creamery. This water was found to be polluted. The board notified the owner of the pollution of the pond water, and prohibited its future use. The floors have not as yet been repaired.

Location, Monroe. Fulboom Dairy Co., Owners; Wm. Smith, Manager.—This is a frame structure with wood floors. The floor drains and trough are constructed of wood and are tight. The employes were found filling bottles by dipping them in a can with the hands. A notification from the board caused a change in the system of bottling.

Location, Monroe. Newark Milk and Cream Co., Owners; E. Gould, Manager.—A new wood floor was laid in this creamery and the drain extended sixty feet to a cesspool in a field. The interior surfaces have been painted.

Location, Newton. Dairy Products Co., Owners; Wm. Campbell, Manager.—This building is so constructed that the milk taken in at the receiving-room flows by gravity to coolers, bottling machine and storage vessels. All the floors are of cement, and the wall surfaces are smooth. Water is obtained from the Newton borough supply. All waste fluids enter the borough sewer. Forty farmers supply 8,000 quarts of milk daily.

Location, Papakating. Borden Condensed Milk Co., Owners; M. L. Derno, Manager.—This is a frame building, 40 by 228 feet, situated on a side hill. Milk flows by gravity to coolers and bottling machine. All the interior surfaces are smooth and painted white. The floors are cement. All bottles are placed in tight iron trucks after washing, and treated with live steam for fifteen minutes. All bottles, after filling, are packed in ice and stored in a milk car, which is always standing on the railroad siding.

Location, Price's Crossing. Orange Milk Association, Owners; William Leaguire, Manager.—Three thousand quarts of milk are handled daily in this creamery, and it is all bottled and shipped to New York. The floors are cement and the side walls are smooth. The leaky floor in the receiving-room was repaired after notice from the board.

Location, Mulfords. Sandford Dairy Co., Owners; G. McPeak, Manager.—Twenty-three farmers supply 2,300 quarts of milk, which is all shipped to New York. The manager and his family occupied dwelling rooms in this creamery, but on notification from the board the rooms were vacated.

Location, Quarryville. H. S. Pound, Owner; Fred. T. Clark, Manager.—These premises occupy a space 30 by 50 feet, having a wood floor which is broken. The manager vacated the living rooms on the second floor after a notification by the board.

Location, Roy's Crossing. Fulboam Dairy Co., Owners; William Fulboam, Manager.—Sixty farmers supply 6,000 quarts of milk a day to this creamery. The building was found to be unclean inside, and the waste fluids were discharged upon the ground. A family occupied dwelling rooms in the creamery. After notification by the board the interior of the creamery was cleaned and painted. The drainage system was satisfactorily reconstructed and the family removed from the creamery.

Location, Sparta. George Ihnken, Owner; E. Dennis, Manager.—This building was destroyed by fire in September, 1907, and a new building is now in course of construction.

Location, Stillwater. McDermott Dairy Co., Owners; J. B. Wildrick, Manager.—This creamery has undergone a general reconstruction. The interior has been thoroughly cleaned and neatly painted. Light and ventilation are ample. The cooling tanks are made of cement. Thirty-five farmers supply ninety cans of milk.

Location, Stockholm. George Ihnken, Owner; B. H. Dennis, Manager.—This creamery has been in poor sanitary condition. The waste fluids were discharged through a wood trough and fell upon the ground underneath the floor. The cooling vats and the side walls were found to be dirty. Notice from the board resulted in cleaning the ground underneath the creamery and covering it with dry ashes. A new drain pipe was laid to a cesspool behind the creamery building.

Location, Sussex. Beakes Dairy Co., Owners; A. C. Williams, Manager.—Thirty-five farmers supply 6,000 quarts of milk daily, which is all shipped to New York. This creamery was formerly occupied by the manager's family.

The drainage and the floors were defective and a privy on the premises was offensive. Since notification by the board new cement floors have been laid, the family removed from the building, the privy emptied and the drainage pipes changed.

Location, Sussex. Horton & Lewis, Owners; E. Lewis, Manager.—This is a two-story brick structure, with cement floors throughout. About 25,000 quarts of milk are handled daily, part of which is skimmed and part condensed. The light and ventilation are ample and the drainage system complete. Water is obtained from the borough supply.

Location, Sussex. Dennis Reardon, Owner; Thomas Hulse, Manager.—This is a three-story structure, 25 by 65 feet. When first visited the wood floors leaked, the space under the creamery was strewn with fecal matter and was in a deplorable condition. After notification from the board a new cement floor was laid, and the space under the rear room floor cleaned and covered with dry earth. The manager's family formerly occupied the dwelling part of the creamery, but they have now removed.

Location, Swartswood. George Lodes, Owner; Floyd Casterlin, Manager.—Eighteen farmers supply 1,200 quarts of milk daily, which is all bottled and shipped to the owner in Brooklyn. The floors and cooling vats are made of wood. The water in the cooling vats was clean at the time of the inspection. Water is obtained from the railroad storage tank. The manager and his family vacated these premises after notification by the board.

Location, Verona. Robinson & Hawkins, Owners; Thomas Hunt, Manager.—Fifteen farmers supply sixty-five cans of milk, which is shipped to Brooklyn. A number of improvements have been made in this creamery. The wood floors and cooling vats have been replaced with cement ones. The drainage was formerly discharged into a gutter twenty-five feet from the creamery. It is now carried to a distance of 500 feet. The interior surfaces have been made smooth and painted.

Location, Woodruff Gap. H. S. Chardavoyne, Owner; C. H. Green, Manager.—About 2,000 quarts of milk are received daily, which is all shipped to the owner in Brooklyn. A leaky floor in this creamery has been repaired. The stone floor in the milkroom is uneven and loose jointed. The side walls need painting.

Location, Warbasse. Henry Teppericin, Owner; E. C. Benedict, Manager.—This is a shipping station on the N. Y. S. and W. R. R., having wood floors and wood cooling vats. The manager and his wife still occupy dwelling-rooms in this creamery. The board has authorized a suit to be brought for the violation of the law.

WARREN COUNTY.

Location, Allamuchy. Halprin Brothers, Owners; John Dercmer, Manager.—Nineteen hundred quarts of milk are supplied by fifteen farmers. The board served several notices on the owners of this creamery to correct conditions which were in violation of the law. As a result the manager and his family have vacated the dwelling-rooms. The drainage system has been changed, the interior cleaned and the doors and windows screened.

Location, Blairstown. Empire State Dairy Co., Owners; Charles Annis, Manager.—Forty-five farmers supply eighty cans of milk, which is all shipped to the owners in Brooklyn. Many changes and repairs have been made in this creamery as a result of notices sent by the board. The walls and ceilings have been painted, also the water and steam pipes. The milkroom and washroom have been separated and the family apartments have been vacated.

Location, Bridgeville. Henry Rauch, Owner; George Garner, Manager.—This is a new one-story frame structure on the Delaware, Lackawanna and Western railroad. The waste fluids from the floors were discharged on the ground underneath the creamery and created a nuisance. This defect was corrected by laying 150 feet of earthenware drain pipe, connecting them with the floors and discharging the waste fluids into a cesspool. Thirty farmers supply 1,600 quarts of milk, which is all shipped to the owner in Brooklyn.

Location, Broadway. Broadway Creamery Co., Owners; Blaine Hizon, Manager.—Fifteen farmers supply 800 quarts of milk, which is all shipped to Newark. The interior surfaces of this creamery have all been cleaned and painted white. The floor is made of cement, and the cooling vats of wood. Water is obtained from a hill spring 200 yards from the creamery.

Location, Changewater. Taylor-Plate Milk Co., Owners; Howard Castener, Manager.—Nineteen farmers supply 2,000 quarts of milk daily, which is all bottled and shipped to the owners in Brooklyn. Employees are required to attire themselves in clean outer garments three times a week. The floors are cement and the interior surfaces are smooth. Water is supplied from a hill spring one mile from the creamery.

Location, Delaware. F. W. Jansen, Owner; W. D. Christian, Manager.—Twenty-six farmers supply 1,200 quarts of milk daily, which is all shipped to the owner in Hoboken. The family wash, which was formerly done in the creamery, has been discontinued after receiving a notice from the board on the subject.

Location, Great Meadows. Sandford Dairy Co., Owners; P. N. Welch, Manager.—This is a new creamery, with concrete floors and smooth interior surfaces. Milk is received in an upper room and flows by gravity to the basement. The cooling vats are made of cement. Water is obtained from a driven well fifty feet deep. Thirty-nine farmers supply 4,000 quarts of milk daily, which is all shipped to New York.

Location, Hackettstown. Alex. Campbell Milk Co., Owners; Nathan Creamer, Manager.—The floors in this creamery are made of cement. The interior surfaces are smooth and clean. New fly-screens have been placed in the doors and windows. Thirty-three farmers supply 3,000 quarts of milk. The water is obtained from the town supply.

Location, Hainesburg. Ira C. Hunter, Owner; I. C. Hunter, Manager.—This is a new creamery which takes the place of one which was burned. Twenty farmers supply 1,000 quarts of milk, which is all shipped to Brooklyn. The drain pipe should be extended to a greater distance. The floors and cooling vats are made of cement. All waste fluids are discharged into an open ditch outside the creamery building. Water is supplied from a hill spring.

Location, Long Bridge. Mutual Milk and Cream Co., Owners; J. M. Reed, Manager.—Twenty farmers supply 2,400 quarts of milk daily, which is all shipped to New York. The interior of this creamery has been cleaned and painted. The water is obtained from a spring in the creamery, and was found, upon analysis, to be polluted.

Location, Marksboro. Mutual Milk and Cream Co., Owners; L. Paddock, Manager.—Ninety-five cans of milk are received and shipped to New York. The interior of this creamery has been cleaned and neatly painted. The water is obtained from a hill stream and a sample has been taken for analysis.

Location, Rocksbury. Elmer Worthington, Owner; A. S. Michner, Manager.—This is a butter factory, and is equipped with churn, butter-worker, printers, &c. The floors are cement and the floor drainage is discharged into a creek in the rear of the creamery. Thirty farmers supply 1,600 quarts of milk daily. The place was clean at the time of inspection.

Location, Tranquility. Mutual Milk and Cream Co., Owners; Garret Decker, Manager.—Fifteen farmers supply 1,000 quarts of milk, which is all shipped to New York. The family have vacated the living-rooms in this creamery, and the interiors have been repaired and painted.

Location, Vails. Fulboom Dairy Co., Owners; Fred. Mattock, Manager.—Fifty-four farmers supply 1,600 quarts of milk daily to this creamery. There has been a new floor made in the receiving-room and the side walls and ceiling have been sheathed with smooth boards. The main floors are made of cement. The manager's family have vacated the living-rooms in this creamery.

Report on State Laboratory of Hygiene.

BY R. E. FITZ-RANDOLPH, DIRECTOR.

To the Board of Health of the State of New Jersey:

GENTLEMEN—I have the honor to submit the following report of the operations of the State laboratory of hygiene during the year ending October 31st, 1907:

The examinations made in this laboratory fall in four classes: the examination, for diagnosis, of specimens sent by physicians from suspected cases of communicable diseases, both human and animal; chemical analyses of foods and drugs, the authority to perform such analyses being contained in chapter 86 of the laws of 1901, its amendments and supplements; the chemical and bacteriological examination of water from public and private supplies; and miscellaneous analyses; the latter consisting in the examination of samples submitted by the fish and game commission, the analyses of kerosene and other petroleum products, as provided for in the act entitled "An act to regulate the sale of petroleum and its products," approved March 31st, 1882; the analysis of linseed oil under the provisions of an act entitled "An act to prevent the adulteration and deception in the sale of linseed or flaxseed oil," approved May 18th, 1898; and the examination of other substances in connection with investigations relating to the public health. The greater portion of the work done in the laboratory has been along the same lines as that performed in previous years. The number of specimens examined in each department during 1907 is substantially greater than those of previous years, and it is to be expected that this increase will continue in the future. In the bacteriological department, the total number of specimens examined is 8,993, an increase over the number examined in 1906 of 11.9%. The number of samples of foods and drugs examined is 4,245, an increase of 9.6%, and the number of samples of water is 549, an increase of 42.9%. The equipment of the laboratory is now sufficient to enable routine examinations of specimens from suspected cases of diphtheria, pulmonary tuberculosis, typhoid fever, malaria and gonorrhoea to be made with accuracy and speed. Tests for anthrax and glanders are made with difficulty, and the results obtained are more or less uncertain because the laboratory is so situated that it is impossible to keep on hand a supply of animals for experimental purposes. Owing to the difficulty of obtaining suitable animals at short notice, the results of examinations requiring the use of such animals cannot have the same degree of certainty, nor can reports be made with the same promptness as if suitable animals were always available.

Numerous additions have been made to the equipment of the food and drug laboratory during the year, and it is now provided with apparatus sufficient to enable the performance of almost all the analytical work required with accuracy and economy of time and materials. On account of the crowded condition of the laboratory, due to lack of room and insufficient facilities for storage, the depreciation of apparatus has been greater than would occur in properly equipped rooms. The new laboratory in the State House is now nearing completion, and it is believed that the facilities there provided for the care and storage of apparatus will be adequate. During the last two years, owing to the passage of chapter 313 of the laws of 1906, which imposes a

TABLE B.—SHOWING THE NUMBER OF SPECIMENS EXAMINED DURING THE YEAR,
ARRANGED BY CITIES AND TOWNS—(Continued).

TOWN.	DIPH- THERIA.		TUBERCU- LOSIS.		TYPHOID FEVER.		MALARIA.		MISCELLA- NEOUS.		Total.
	Primary.	Secondary.	Primary.	Secondary.	Primary.	Secondary.	Primary.	Secondary.	Primary.	Secondary.	
Bridgeton	5		21								26
Burlington	1		20		13	3					40
Butler	12	6	1	1			1				28
Caldwell	5		9	4	5		7				30
Calton			82	23	1						105
Campen					93	10		2		2	105
Cape May	1		6		8	2					17
Cape May Court House	3		1								10
Carlstadt	3	2	9		6	1					21
Carrel			1								1
Carteret	2				6						9
Cassville			6		1						7
Cedarville	1	1	9		1				1	2	15
Chatham	3	1	4		1						11
Chester	12	12	3		1						28
Clayton			3		1						4
Cliffside	1										1
Clinton			2								2
Closter			2		1						3
Collingswood	4	3	1		1						8
Columbus	1		4		3						8
Cranbury											8
Cranford	10	32	13	1	15	8					54
Crosswicks	1	3	1								6
Dayton	1		1		1						3
Deerfield			1								1
Delanco			1								1
Dennistville	3		8								11
Dover			1								1
Dumont	2		5								7
Dunellen	3		2								5
East Newark					2						2
East Orange	3	4	59	8	38	1	1		1		110
East Rutherford			3		1						4
Egg Harbor City	5	2	13		1						24
Elizabeth	694	794	152	22	57	12	5		1		1787
Englewood	18	7	11	3	13	1	2		1		56
Englishtown	7	4	2				1				14
Fair Haven	6	1	1								8
Fanwood	3		1								10
Fanwood	5	4	2								11
Farmingdale					1						1
Flanders			2								2
Flemington			13	8	3		2				27
Florence	2	2	2		1						7
Fort Lee			4	1							5
Franklin Furnace			1		1						2
Freshold	4		12		6						22
Frenchtown			1		2						3
Garfield	1	1	4		4		1				11
Georgetown	1		1		4						6
Gillette			1								1
Gladstone			1								1
Glassboro	1	5	3								9
Glen Ridge	1	7			3						11
Gloster City	23	8	13	1							47
Grandview	1										1
Grantwood	9	2	3		3		2				24
Greenwich			1								1
Hackensack	8		25		32	3					68
Hackettstown			1		1						2
Haddonfield	17	14	12	1	6						50
Haddon Heights	1		1		1						3
Haledon			1								1

TABLE B.—SHOWING THE NUMBER OF SPECIMENS EXAMINED DURING THE YEAR,
ARRANGED BY CITIES AND TOWNS—(Continued).

TOWN.	DIPH- THERIA.		TUBERCU- LOSIS.		TYPHOID FEVER.		MALARIA.		MISCELLA- NEOUS.		Total.
	Primary.	Secondary.	Primary.	Secondary.	Primary.	Secondary.	Primary.	Secondary.	Primary.	Secondary.	
Hamburg	2										2
Hamilton Square	1			2							3
Hammonton			1		2						3
Harrison			5		1	4					10
Hasbrouck Heights			5		1						6
Heislerville											1
Highlands	2		1								3
Hightstown	44	44	7								95
Hoboken	6		57	4	15	6	1				84
Hopeville					16						16
Hudson Heights	9	4	4								17
Irvington	4		4								8
Jamesburg			4								4
Jersey City	13		13	8	33	4	1				62
Jersey City Heights											1
Junction			2								2
Kearny	1		6	2	3		1				13
Keypoint	7	3									10
Kingsland											2
Kinkora	1		2			1					4
Lakewood	21	1	31	4	11	2					70
Lamberville					11	3					14
Laurel Springs					1						1
Lawrenceville	4	1	4								9
Layton			2						1		3
Little Falls	1										1
Lodi			1						1		2
Long Branch			13		38	11					68
Madison	39	21	7		4			1			72
Magnolia	1	1	4		6						13
Mantua			9	2	5	2					22
Maplewood	1	3									4
Marlton	2	1	1		2						6
Matawan	1		8				1				12
Mauricetown			2								2
Mays Landing	5				6	1					12
Maywood	5		1		1						7
Medford	9	2	1		2		1				14
Meriden	3		14		1						18
Merchandiseville	3		6								9
Metuchen	13	15	16	6	2						52
Middle Valley	1		1								2
Midland Park					1				1		2
Millburn	4	2	5				2				11
Millville	3		38	8							49
Minotola					1						1
Montclair	7	1	16	8	20	3					49
Moorestown	7		14		1			4			26
Morris Plains	1		1		2						4
Morrisstown	6		9		30	8					53
Mount Arlington					2						2
Mount Holly			5		15						20
Mullica Hill	2	1	1		3						7
Naughton									1		1
Netcong	4				1						5
Newark	29	5			4						38
New Brunswick	13	1	85	9	22	13	2				132
Newfoundland					2						2
Newton	25	16	21	3	2						67
New Village	1		1								2
Norma					1						1
North Plainfield	1				1						2
Nutley	2	3	3		1						9
Oakland	2				1						3

TABLE B.—SHOWING THE NUMBER OF SPECIMENS EXAMINED DURING THE YEAR, ARRANGED BY CITIES AND TOWNS—(Continued).

TOWN.	DIPH- THERIA.		TUBERCU- LOSIS.		TYPHOID FEVER.		MALARIA.		MISCELLA- NEOUS.		Total.
	Primary.	Secondary.	Primary.	Secondary.	Primary.	Secondary.	Primary.	Secondary.	Primary.	Secondary.	
Ocean City.....			1		3						4
Ocean Grove.....	1										1
Ogdensburg.....											1
Old Bridge.....					2						2
Oradell.....	26	9	2	1							88
Orange.....	6		89	18	56	11	12		2	8	157
Oxford.....			2		1						3
Palisades Park.....			1		1						2
Palmyra.....	1	1									2
Park Ridge.....	3	3	6	1	4		1				16
Passaic.....	94	15	94	13	111	12	16		1	8	348
Paterson.....	14	4	117	8	21		1				165
Paulsboro.....	5	1	3		6	1					16
Pemberton.....	3	3	1								7
Penns Grove.....			1								1
Pennsville.....	5		1								6
Perth Amboy.....	1		28	5	5						39
Phillipsburg.....	2		9	1							12
Pitman Grove.....		8	84		13		7	1			15
Plainfield.....	63	62	84	13	22						252
Pleasantville.....	6	2	5	2							15
Point Pleasant.....	1			1	5						6
Pompton Lakes.....			13	1	3						17
Port Norris.....	10	1	3		3				4		21
Princeton.....	39	4	21	5	10						79
Quinton.....	1					11		1			13
Rahway.....	56	6	27		50	11	1				152
Ramsey.....	18	11	8	2	4						43
Raritan.....	1		2		2						5
Red Bank.....			3	1	3		2	1			12
Ridgefield.....			2		1						3
Ridgefield Park.....	3		10		12						25
Ridgewood.....	2		23	4	12						41
Ringoes.....	1	1	1								3
Riverside.....			2	4	4						10
Riverton.....	10	2	4		7		1				20
Rockaway.....	12	2	4	2					1		17
Roebling.....	5		7		29	4					45
Roselle.....	9	1	9		6	2					27
Roselle Park.....	4		2		1						7
Rosenhayn.....			1								1
Rutherford.....	21	12	22	1	6		2	1			65
Salem.....	3	3	15		3	2	2				26
Sayreville.....					1						1
Scabright.....			1								1
Secaucus.....			3		1						4
Sergeantsville.....			1								1
Shiloh.....	1				1						2
Short Hills.....					3	1					4
Skillman.....					1						1
Smithburg.....					1						1
Somerville.....	14	4	21		7						46
South Amboy.....	1		2								3
South Orange.....	10	5	60	6	15		1				97
South River.....			2		2						4
Spoitswood.....			3		4						7
Springfield.....	8	1									9
Spring Lake.....			1		3				1		5
Stanhope.....	3		1		7						11
Stirling.....	1	1									2
Succasunna.....	2		4		5						11
Summit.....	18	10	21	8	16	8	2				83
Sussex.....	1		1		1						3

TABLE B.—SHOWING THE NUMBER OF SPECIMENS EXAMINED DURING THE YEAR, ARRANGED BY CITIES AND TOWNS—(Continued).

TOWN.	DIPH- THERIA.		TUBERCU- LOSIS.		TYPHOID FEVER.		MALARIA.		MISCELLA- NEOUS.		Total.
	Primary.	Secondary.	Primary.	Secondary.	Primary.	Secondary.	Primary.	Secondary.	Primary.	Secondary.	
Swedesboro.....					3	2					7
Sykesville.....											1
Tenafly.....					1		1	1	1		6
Titusville.....											5
Toms River.....					6	1					8
Trenton.....	113	37	332	43	404	65	18	4	66	14	1116
Tuckahoe.....					1						1
Union Hill.....					4						4
Upper Montclair.....											11
Verona.....	1	1	4								6
Vineland.....	1		93	10	88	10					152
Waldwick.....					3						3
Wanaque.....					1						1
Warrenville.....	1					1					2
Washington.....	3	1	8	1	3						16
Weehawken.....	3										3
Wenonah.....					1						1
West Cape May.....					2						2
Westfield.....	11	10	21	1	6			1			50
West Hoboken.....			48	21	10						79
West Long Branch.....					1						1
West New York.....	1				1						2
West Orange.....					24	2		9			35
Westville.....	3	1	10	4	1						19
Westwood.....	3	2	7		6		1				18
Whippany.....	1				1						2
Wildwood.....					2						2
Williamstown.....	1										1
Windsor.....					2	1					3
Woodbridge.....	4								1		5
Woodburn.....	14	9	13	5	1						42
Woodbury.....	10		11		2		2				25
Woodstown.....	2	2	6	1	1						12
Bank.....	2		8								10
Totals.....	2005	1343	3024	378	1738	237	135	14	98	21	8993

TABLE C.—SHOWING THE NUMBER OF SPECIMENS OF EACH KIND EXAMINED SINCE THE LABORATORY WAS ORGANIZED.

	1896-97.	1898.	1899.	1900.	1901.	1902.	1903.	1904.	1905†	1906.	1907.
Diphtheria.....	627	600	577	974	1,864	1,487	2,090	2,949	2,896	3,277	3,348
Tuberculosis.....	253	516	766	892	1,211	1,467	1,853	2,344	2,601	2,948	3,402
Typhoid Fever.....	27	175	339	431	739	884	1,333	1,272	1,268	1,556	1,975
Malaria.....		4	*	58	113	196	151	98	109	136	149
Miscellaneous.....	7	18	*	30	28	55	132	67	84	126	119
Totals.....	914	1,313	1,682	2,380	3,955	4,069	5,559	6,730	7,048	8,093	8,993

*The number of these specimens has not been recorded.

†Thirteen months.

TABLE D—LIST OF REPOSITORIES FOR MAILING CASES.

Town.	Repository.
Allentown	Carslake's Pharmacy.
Alloway	W. L. Ewen, M.D.
Andover	J. C. Clark, M.D.
Annandale	Willard E. Berkaw, M.D.
Arlington	J. B. Thompson, druggist.
"	August A. Strasser, M.D.
"	W. E. Doremus, M.D.
Asbury	F. J. La Riew, M.D.
Asbury Park	Board of Health.
Atlantic City	Board of Health.
"	City Hospital
"	A. D. Cuskaden, druggist.
"	H. H. Deakye, druggist.
"	Charles H. Jackson, druggist.
"	Wm. F. Ridgway, druggist.
"	P. G. Clark, druggist.
Atlantic Highlands	R. S. Matthews, druggist.
Bakersville	A. R. Vickers, druggist.
Basking Ridge	F. C. Jones, M.D.
Bay Head	W. H. Katzenbach, M.D.
Bayonne	Frank N. L'Estrange, druggist.
"	J. A. Balinsky & Sons, druggists.
"	Charles H. Landell, druggist.
Beach Haven	Herbert Willis, M.D.
Belleville	A. H. Osborne, druggist.
Belmar	Board of Health.
"	Seaside Pharmacy.
Belvidere	Faust Bros, druggists.
"	Wm. J. Burd, M.D.
Berlin	Board of Health.
Bernardsville	J. Meigh, M.D.
Beverly	J. V. Roberts, M.D.
"	Warren Street Pharmacy.
Blairstown	George A. Branigan, druggist.
"	Wm. C. Allen, M.D.
Bloomfield	Geo. M. Wood, druggist.
"	Wm. W. Keyler, druggist.
Bloomsbury	E. L. Reigle, M.D.
Boonton	Jno. S. Taylor, M.D.
"	Cuthbert Wigg, M.D.
"	C. L. Decker, M.D.
"	A. E. Carpenter, M.D.
Bordentown	Wm. H. Shipp, M.D.
"	Woolley & Fitzgerald, druggists.
Bound Brook	Lloyd & McNabb, druggists.
Bradley Beach	W. K. Bradner, M.D.
"	Rose Brothers, druggists.
Branchville	E. S. Dalrymple, M.D.
"	J. C. Price, M.D.

TABLE D—LIST OF REPOSITORIES FOR MAILING CASES—Continued.

Town.	Repository.
Bridgeton	Board of Health.
"	Albert S. Elwell, druggist.
"	Chas. F. Dare & Son, druggists.
"	Jno. H. Moore, M.D.
Burlington	Board of Health.
"	John W. Davis, druggist.
"	H. B. Weaver, druggist.
Butler	S. E. Estler, druggist.
"	McCue's Drug Store.
Caldwell	Edwin E. Bond, M.D.
"	Wm. N. Hasler, druggist.
Califon	T. Miller, M.D.
Camden	Board of Health.
"	Cooper Hospital.
"	L. B. Hirst, druggist.
"	Barret Bros., druggists.
"	George M. Beringer, druggist.
"	George J. Pechin, druggist.
"	R. I. Haines, M.D.
"	F. S. Macpherson Co., laboratory.
"	Wm. P. Weiser, druggist.
"	Mahaffey's Pharmacy.
"	L. H. Wilson, druggist.
"	Wilbur J. Leib, druggist.
"	E. W. Collins, druggist.
Cape May	James Mecray, M.D.
"	Anna M. Hand, M.D.
"	J. M. D. Marcy & Co., druggists.
Cape May Court House	Willets Corson, druggist.
Carlstadt	Albert Niederer, druggist.
Carteret	J. J. Reason, M.D.
Cedarville	W. P. Glendon, M.D.
Chatham	Wm. J. Wolfe, M.D.
"	Jos. E. Pollard, M.D.
Chester	Harris Day, M.D.
"	W. A. Green's Pharmacy.
Clayton	C. F. Fisler, M.D.
Clinton	Wm. H. Baker, druggist.
Closter	L. B. Parsall, M.D.
Cold Spring	W. A. Lake, M.D.
Collingswood	Wm. A. Chamberlain, druggist.
Columbus	J. E. Dubell, M.D.
Cranford	John Marien, druggist.
"	John R. Reay, druggist.
Crosswicks	Charles L. Dey, M.D.
Dayton	Edgar Carroll, M.D.
Deerfield	H. L. Cooper, M.D.
Delanco	H. K. Weiler, M.D.
Dennisville	Eugene Way, M.D.
Dover	Kilgore & White, druggists.

TABLE D—LIST OF REPOSITORIES FOR MAILING CASES—Continued.

Town.	Repository.
Dunmont	J. E. Pratt, M.D.
Dunellen	P. W. Brakeley, M.D.
East Orange	Gillbard's Drug Stores.
"	Grove Street Pharmacy.
"	Frank L. Fieger, druggist.
East Rutherford	Wm. E. Odgen, M.D.
Egg Harbor City	V. P. Hoffman, city clerk.
Elizabeth	Board of Health.
"	Henry J. Schmidt, druggist.
"	E. W. Parsons, druggist.
"	Richard Frohwein, druggist.
"	Henry Schmidt, druggist.
"	Walter I. McCann, druggist.
"	David Strauss, druggist.
"	Oliver & Drake Co., druggists.
"	George J. Martin, druggist.
"	William Rufus Richart, druggist.
"	Fred M. Egger, druggist.
"	William H. Reibel, druggist.
"	Elizabeth General Hospital.
Elmer	Board of Health.
Englewood	L. Rockefeller Co., druggists.
"	Wm. E. H. Schneider, druggist.
"	Lewis W. Brown, druggist.
"	Englewood Pharmacy.
"	Englewood Hospital.
Englishtown	Wm. E. Anderson, M.D.
"	Asher T. Applegate, druggist.
Fairton	Irwin W. Kirk, M.D.
"	H. E. Lore, M.D.
Fanwood	F. W. Westcott, M.D.
Farmingdale	V. Bacon, druggist.
"	W. R. Kimmouth, M.D.
Flemington	Franklin C. Burk.
Florence	A. G. Sheppard, M.D.
Forked River	Board of Health.
Fort Lee	Max Wyler, M.D.
"	Carl L. Richter, druggist.
Franklin Furnace	C. M. Dunning, M.D.
Freehold	W. B. Duryee, druggist.
"	J. H. Rosell, Jr., druggist.
Frenchtown	F. H. Decker, M.D.
German Valley	Chas. N. Miller, M.D.
Gladstone	M. C. Smalley, M.D.
Glassboro	F. G. Thomann, druggist.
"	E. Mortimer Duffield, M.D.
Gloucester City	Atlantic Pharmacy.
"	W. S. Hilliard, druggist.
Grantwood	Margaret P. Brewster, M.D.
Guttenberg	Henry J. Gordon, druggist.

TABLE D—LIST OF REPOSITORIES FOR MAILING CASES—Continued.

Town.	Repository.
Hackensack	Hackensack Hospital.
"	Eugene A. McFadden, druggist.
"	Alex. Denig, druggist.
"	T. E. Van Stone, druggist.
"	R. G. Bredin, druggist.
Hackettstown	C. V. S. Rea, druggist.
"	L. Farrow, M.D.
Haddonfield	R. Willard, druggist.
Haddon Heights	C. E. Shillett, druggist.
Hainesport	W. C. Parry, M.D.
Haledon	W. Clause, druggist.
Hamburg	Joseph G. Coleman, M.D.
Hammonton	J. L. O'Donnell, town clerk.
"	Chas. Cunningham, M.D.
Harrison	Board of Health.
"	E. S. Goudy, M.D.
"	Squier's Pharmacy.
Harrisonville	Samuel F. Stanger, M.D.
Hasbrouck Heights	J. A. Powelson, druggist.
Highlands	Grandin V. Johnson, druggist.
Hightstown	D. Hart Cunningham, druggist.
Hoboken	Board of Health.
"	H. B. Rue, M.D.
"	Charles H. Schmidt, druggist.
"	Adolph Schmidt, druggist.
"	Victor Schmidt, druggist.
"	Wm. Kamlah, druggist.
"	Charles Sunkel, druggist.
"	L. Kinon, druggist.
"	J. F. Zenneck, M.D.
Holly Beach	M. F. Lummis, M.D.
"	Cohen Drug Co.
Holmdel	F. M. Wood, M.D.
Hopewell	George E. Pierson, druggist.
Hudson Heights	Wm. C. Fink, druggist.
Imlaystown	Franklin C. Price, M.D.
Irvington	A. C. Christian, M.D.
Jamesburg	State Home for Boys.
Jersey City	Board of Health.
"	George H. White, druggist.
"	L. E. Carpenter, druggist.
"	James D. Adams, druggist.
"	John C. Gallagher, druggist.
"	A. Tod, druggist.
"	Stein & Co., druggists.
"	Frank O. Cole, druggist.
"	Herman J. Lohmann, druggist.
"	Wm. Buchbinder, druggist.
"	Lyons & Ziegler, druggists.
"	Benjamin F. Bache, druggist.
"	R. E. Wilhelm, druggist.

TABLE D—LIST OF REPOSITORIES FOR MAILING CASES—Continued.

Town.	Repository.
Jersey City	Herman A. Bruckner, druggist.
"	Charles H. Rogers, druggist.
"	Herman Roder, druggist.
"	Herman W. Mayer, druggist.
"	Charles Zoeller, druggist.
"	James Foulke, druggist.
"	Lischke Bros., druggists.
Kearny	A. E. Geissler, sanitary inspector.
Keypoint	Wm. E. Warn, druggist.
"	Board of Health.
Lakewood	D. H. Hills & Co., druggists.
"	Grenelle & Schenck, druggists.
Lambertville	S. W. Cochran & Co., druggists.
Lawrenceville	Lawrenceville School.
"	De Witt's Drug Store.
Layton	M. D. Hughes, M.D.
"	E. W. Jones, M.D.
Leesburg	S. Eldridge Ewing, M.D.
Lodi	David A. Himadi, druggist.
Long Branch	Board of Health.
"	Monmouth Memorial Hospital.
"	Wm. J. Smythe, Jr., druggist.
"	L. Rothenberg & Co., druggists.
"	Frank K. Gano, druggist.
Lumberton	J. H. Stermer, druggist.
Madison	Wm. F. Brown, druggist.
"	W. H. Larison, druggist.
"	F. H. Seward, M.D.
"	Harvey E. De Hart, druggist.
Magnolia	L. C. Lyon, M.D.
Maplewood	B. B. Ransom, M.D.
Marlton	W. H. Zellej, druggist.
Matawan	Nathan Ervin, M.D.
"	C. C. Straughn, M.D.
Mauricetown	George C. Spence, M.D.
Mays Landing	H. C. James, M.D.
Maywood	Frank Freeland, M.D.
Medford	Henry P. Thorn, druggist.
Mendham	Leo Robinson, druggist.
Merchantville	J. W. Kohlerman, druggist.
Metuchen	Board of Health.
"	George H. Hahm, druggist.
"	C. A. Prickett, druggist.
Middle Valley	Maxwell S. Simpson, M.D.
Midland Park	Wm. J. Benjamin, druggist.
Milford	C. H. Darmon, druggist.
Millburn	Geo. S. Campbell, druggist.
Millville	John T. Doughty, druggist.
"	George W. Weber, druggist.
"	Reeve's Pharmacy.
"	Emergency Hospital.

TABLE D—LIST OF REPOSITORIES FOR MAILING CASES—Continued.

Town.	Repository.
Montclair	Board of Health.
"	David H. Baldwin, bacteriologist.
"	Loeser's Pharmacies.
"	Wm. L. Johnson, druggist.
"	Mountainside Hospital.
Moorestown	Frank G. Stroud, M.D.
Morris Plains	State Hospital.
Morristown	H. M. Smith, druggist.
"	Brown & O'Connell, druggists.
"	All Souls Hospital.
"	Morristown Drug Co.
Mount Holly	Edward B. Jones, druggist.
Mullica Hill	S. F. Ashcraft, M.D.
Netcong	Red Cross Pharmacy.
Newark	W. H. Warren & Co., druggists.
"	Theodore W. Corwin, M.D.
"	Wm. R. Ward, M.D.
"	A. V. Wendel, M.D.
New Brunswick	Van Deursen Pharmacy.
"	Skillman & Van Pelt, druggists.
"	Wm. Rust & Sons, druggists.
New Egypt	W. C. Jones, druggist.
Newport	S. E. Robinson, M.D.
Newton	Board of Health.
"	H. O. Ryerson, druggist.
Norma	David M. Rappaport, M.D.
North Paterson	W. Sprick, druggist.
North Plainfield	Board of Health.
Nutley	Henry T. Leferts, druggist.
Oakland	E. W. Hamilton, M.D.
Ocean City	Bourse Pharmacy.
Ogdensburg	L. C. Burd, M.D.
Old Bridge	I. C. Crandall, M.D.
Oradell	F. O. Blenckstone, M.D.
Orange	Orange Memorial Hospital.
"	Sumpter L. Beegle, druggist.
"	J. F. Behrens, druggist.
"	Abram Mosler, druggist.
"	C. E. Dowling, M.D.
Oxford	James A. Allen, druggist.
Palmyra	L. L. Sharp, M.D.
Park Ridge	Henry C. Neer, M.D.
Passaic	Berger & Richter, druggists.
"	Carroll Drug Company.
"	Van Riper & Co., druggists.
"	Passaic General Hospital.
"	St. Mary's Hospital.
"	Otto Laue, druggist.
"	Post & Friedrich Co., druggists.
"	Peter's Pharmacy.

TABLE D—LIST OF REPOSITORIES FOR MAILING CASES—Continued.

Town.	Repository.
Paterson	Board of Health.
"	Gurdon E. Pellett, druggist.
"	Maxwell Bukofzer, druggist.
"	Keller's Totowa Pharmacy.
Paulsboro	C. E. Donnelly, druggist.
Pemberton	L. B. Hollingshead, M.D.
Penngrove	C. P. Lummis, M.D.
"	Robbins' Pharmacy.
Perth Amboy	City Hospital.
"	Wm. E. Ramsay, M.D.
"	F. A. Seaman, druggist.
Phillipsburg	C. E. Griffin's Drug Store.
"	Jno. D. Hornby, druggist.
Pitman Grove	C. B. Phillips, M.D.
Plainfield	Board of Health.
"	Hodge's Pharmacy.
"	A. H. Dundon, M.D.
"	W. H. Murray, M.D.
"	Frank Dencklau, druggist.
Pleasantville	J. H. North, Jr., druggist.
Point Pleasant	A. B. Johnson, druggist.
Pompton Lakes	Wm. Schuyler Cofax, M.D.
Port Norris	S. T. Day, M.D.
"	E. B. Bradford, M.D.
Princeton	Wm. L. Briner, druggist.
"	Marsh & Burke, druggists.
Rahway	W. E. Cladek, M.D.
"	George F. Brown, druggist.
"	New Jersey Reformatory.
"	Joseph G. Smith, druggist.
Ramsey	Vanderbeck Drug Co., druggists.
"	J. B. Harvey, druggist.
"	H. R. Parvin, druggist.
Raritan	A. B. Rohm, Jr., druggist.
Red Bank	Chas. A. Minton, druggist.
Ridgefield Park	Henry C. Elsing, M.D.
Ridgewood	Wm. L. Vroom, M.D.
"	H. A. Tice, druggist.
Ringoes	P. C. Young, M.D.
Riverside	Warren C. Pine, druggist.
Riverton	Alex. Marcy, Jr., M.D.
Rockaway	George H. Foster, M.D.
"	F. W. Flagge, M.D.
Rocky Hill	Board of Health.
Roebing	Paul Traub, M.D.
Roselle	Jay W. Rewalt, druggist.
Rutherford	Board of Health.
Salem	Board of Health.
"	Salem Pharmacy.
"	John E. Davis, druggist.
"	W. H. Andrews Co., druggists.

TABLE D—LIST OF REPOSITORIES FOR MAILING CASES—Continued.

Town.	Repository.
Seaside Park	Manhaffert's Pharmacy.
Shiloh	E. G. Hummel, M.D.
Skillman	New Jersey Epileptic Village.
Somerville	John D. Case, druggist.
South Amboy	E. V. Meachem, M.D.
South Orange	H. A. Pulsford, M.D.
"	Wm. C. Brown, druggist.
South River	S. E. Selover, M.D.
"	F. W. Bissett, M.D.
"	Silk's Drug Store.
Spotswood	J. G. Denelsbeck, M.D.
Springfield	J. A. Stites, M.D.
Spring Lake	Ann May Memorial Hospital.
"	D. H. Hills & Co., druggists.
Stanhope	Nelden's Pharmacy.
Stillwater	E. W. Landes, M.D.
Succasunna	N. H. Adsit, M.D.
Summit	W. T. Green, druggist.
"	Wm. H. Rogers, druggist.
Swedesboro	Guest & Guest, druggists.
Tenafly	J. B. W. Lansing, M.D.
Titusville	Irvine E. P. Turner, druggist.
Toms River	Frank Brouwer, M.D.
Town of Union (Weehawken)	August Frank, druggist.
"	David Weismann, druggist.
Trenton	State Laboratory of Hygiene.
"	Board of Health.
"	H. N. Richards, druggist.
"	Mercer Hospital.
"	St. Francis Hospital.
"	McKinley Hospital.
"	Oliver Twist, druggist.
"	John J. Strasser, druggist.
"	James L. Mathis, druggist.
"	Stuckert Pharmacy.
"	Lewis W. Long, druggist.
"	D. Wiley Baker, druggist.
"	C. S. Thatcher, druggist.
"	G. D. Laird, druggist.
"	Holcombe Brothers, druggists.
"	David E. Stretch, druggist.
"	Oscar Davison, druggist.
"	Tidd's Pharmacies.
"	Chas. Young, druggist.
"	Chas. D. Scott, druggist.
"	New Jersey State Prison.
Tuckahoe	Marshall's Drug Store.
"	J. S. Douglass, M.D.
Tuckerton	Reeve's Pharmacy.
Union Hill	Weismann & Kost, druggists.

TABLE D.—LIST OF REPOSITORIES FOR MAILING CASES—Continued.

Town.	Repository.
Upper Montclair	J. H. Laubenheimer, druggist.
Verona	Verona Pharmacy.
Vineland	M. R. Faulkner, M.D.
"	Alfred M. Pierson, druggist.
"	West Side Pharmacy.
"	Baker House Pharmacy.
Waldwick	B. A. Ver Nooy, M.D.
Washington	Chas. M. Williams, M.D.
Weehawken	Wm. Kyvitz, druggist.
Westfield	Bayard Pharmacy.
"	Geo. W. Frutchey, druggist.
West Hoboken	Joseph Parentini, druggist.
"	Frank H. Eckert, druggist.
West Nutley	James Crammond, druggist.
West Orange	G. T. Geinger, druggist.
"	A. N. Dretzfeld, druggist.
Westville	C. E. Davis, druggist.
Westwood	Theodore E. Townsend, druggist.
Wharton	H. W. Kice, M.D.
White House Station	W. W. Pursell, M.D.
Wildwood	Cohen Bros., druggists.
Windsor	Geo. A. Silver, M.D.
Woodbine	E. J. Asnis, M.D.
Woodbridge	Board of Health.
"	Ira T. Spencer, M.D.
"	B. W. Hoagland, M.D.
Woodbury	J. W. Merritt, druggist.
Woodstown	Buzby's Pharmacy.
"	Harry Guest, druggist.

The list of repositories has been recently revised, and it is believed that outfits can always be obtained at any of these places. The number of repositories is now 431, and almost every locality in the State is satisfactorily supplied with outfits. In order to insure speedy transportation, persons mailing containers should call the attention of postmasters to the fact that postage on these packages is prepaid at letter rates and that therefore they should be forwarded with first class mail.

During the year 549 samples of water have been examined from sources shown in the following table:

TABLE E.—EXAMINATION OF WATER SAMPLES.

Public supplies	138
Dairies	190
Creameries	60
Private supplies other than dairies and creameries	118
Public institutions	40
Miscellaneous	3

The results of these examinations will be found in Tables *F. G. H. I. J and K.*

Because of increased laboratory facilities it will be possible during the coming year to make monthly examinations of samples of water from about forty public supplies in addition to the regular examinations of samples from premises where milk is produced for sale. New Jersey is a thickly populated State and its population is rapidly increasing. Some of the watersheds from which water for public supplies is obtained are already hopelessly polluted, others are so thickly settled that constant watchfulness is required to keep them free from dangerous contamination. While we must rely, in the case of surface waters, mainly on constant inspection to secure pure and wholesome water, yet the results of analyses, when properly interpreted and used, are often of great value in supplementing the work of inspection, and it is for this purpose that the laboratory examinations are undertaken.

TABLE F.—RESULTS OF ANALYSES OF SAMPLES OF WATER

FROM CERTAIN PUBLIC SUPPLIES—PARTS PER MILLION.

NO.	DATE.	LOCALITY.	DESCRIPTION OF SOURCE.	Color.	odor, cold.
E 2037	July 2, 1907	Asbury Park	Artesian wells	0 0	
B 4504	Aug. 28, "	"	"	0 0	
E 1911	July 2, "	"	Drilled well, 1,055 feet	0 2-ma	
B 4531	Oct. 15, "	"	"	0 0	
E 1601	Dec. 3, 1906	E. Jersey Coast Water Co.	"	0 2-v	
E 2039	July 22, 1907	Asbury Park, E. Jersey Coast Water Co.	"	45 1-v	
E 1980	Aug. 28, "	Asbury Park, E. Jersey Coast Water Co.	Kisner's pond	0 0	
B 4505	" 28, "	Asbury Park, E. Jersey Coast Water Co.	Artesian wells	0 1-ma	
B 4530	Oct. 15, "	Asbury Park, E. Jersey Coast Water Co.	Kisner's pond	0 0	
B 4528	Aug. 30, "	Avoidale	"	0 0	
G 36	Nov. 19, 1906	Bayonne	"	0 0	
E 1747	Feb. 18, 1907	Bloomfield	"	0 0	
E 2027	May 27, "	Bogota	"	0 0	
E 2001	" 20, "	Bordentown	"	10 0	
E 2017	July 11, "	"	Suction well	0 0	
E 2018	" 11, "	"	"	0 0	
E 1923	Oct. 8, "	"	Reservoir well	0 0	
B 4542	Sept. 5, "	Bound Brook	Brooks and well	25 1-ma	
B 4543	" 5, "	"	Chimney Rock brook	10 2-v	
B 4730	Oct. 8, "	Burlington	"	0 1-mu	
D 8155	Nov. 30, 1906	Elberon	"	0 0	
E 2090	July 16, 1907	Elizabeth	"	0 0	
E 2033	" 16, "	"	"	0 0	
E 1461	Jan. 17, "	Glooucester City	"	0 0	
B 4519	Aug. 29, "	Hackettstown	Old reservoir	20 2-v	
B 4520	" 29, "	"	"	0 1-ma	
B 4521	" 30, "	"	North Hackettstown reservoir	0 2-ma	
B 4522	" 30, "	"	"	0 0	
B 4534	Sept. 2, "	"	New reservoir	12 0	
B 4535	" 2, "	"	"	0 0	
E 2059	July 30, "	Lambertville	"	0 1-p	
E 1922	Aug. 21, "	"	"	25 1-ma	
B 4514	Sept. 3, "	"	"	160 2-v	
E 2033	June 10, "	Lumberton	South branch, Rancocas creek	120 0	
B 4976	Sept. 12, "	"	Rancocas creek	120 0	
B 4977	" 12, "	"	"	0 0	
E 1494	May 12, "	Madison	"	0 0	
E 1996	Jan. 9, "	Metuchen	Pond and artesian mixed	0 0	
B 4503	Aug. 20, "	Millburn	"	0 0	
E 1462	Jan. 18, "	Moorestown	Unfiltered water from stream	0 0	
E 1463	" 18, "	"	Unfiltered water after passing through settling tank	0 0	
E 1465	" 18, "	"	Unfiltered water from pond	0 0	
E 1906	Mar. 16, "	"	" " stream	0 0	
E 1948	Aug. 15, "	"	" " " "	0 0	
E 1949	" 15, "	"	Water from sedimentation basin	0 0	
E 1907	May 16, "	"	After passing settling tank	0 0	
E 1464	Jan. 18, "	"	Filtered water	0 0	
E 1908	May 16, "	"	"	0 0	
E 1908	Aug. 15, "	"	"	0 0	
B 4998	Oct. 17, "	{ Morristown, Morris } Aquaduct Co.	"	0 0	
E 2068	July 25, "	Mount Holly	Filter basin	25 2-s	
E 2067	" 25, "	"	Rancocas creek	200 2-s	
E 1927	Sept. 3, "	"	Reservoir under filters	0 1-mu	
E 1928	" 3, "	"	Rancocas creek	120 1-mu	
B 4619	Oct. 2, "	"	Reservoir under filters	50 0	
4618	" 2, "	"	Rancocas creek	140 2-w	

Other, hot.	Furthillity.	Total solids.	Loss on ignition.	Mineral residue.	NITROGEN—			Chlorine.	Alkalinity.	Iron.	B. cell organisms per cent.	Appearance on ignition.
					As ammonia.	By permanganate.	As nitrites.					
0	0	100	31	69	.000	.022	.002	.080	1.5	48.0	0.4	0.0
0	0	87	35	52	.000	.066	.001	.120	4.5	44.0	0.2	0.0
3-ma	0	84	18	66	.054	.030	.002	.040	3.0	15.0	7.0	0.0
0	0	100	18	82	.000	.004	.001	.000	2.5	47.0	0.0	0.0
1-v	0	90	33	57	.008	.024	.000	.000	11.0	0.0	0.0	0.0
2-v	0	90	33	57	.008	.122	.002	.200	45.0	26.0	0.4	0.0
0	0	124	54	70	.026	.100	.001	.160	9.0	7.0	0.6	0.0
1-ma	0	97	33	64	.012	.092	.001	.200	9.0	9.0	0.0	0.0
0	0	90	21	69	.000	.020	.001	.280	9.0	7.0	0.1	0.0
0	0	90	24	66	.002	.052	.002	.280	2.0	0.0	0.0	0.1
0	0	90	24	66	.002	.048	.002	.020	7.0	32.0	0.0	10.0
0	0	90	29	51	.028	.044	.008	.280	4.0	27.0	0.4	10.0
0	0	25	68	157	.008	.028	.008	2.000	7.5	73.0	0.2	10.0
0	0	98	36	62	.010	.066	.002	1.800	4.4	6.0	1.3	D'btful.
0	0	53	25	28	.010	.042	.002	2.500	4.5	6.0	0.0	10.0
0	0	62	31	31	.012	.042	.002	2.800	4.5	8.0	0.0	10.0
0	0	49	21	28	.004	.042	.002	2.000	5.0	6.0	0.0	10.0
2-ma	0	126	46	80	.012	.130	.002	.160	4.5	67.0	0.8	10.0
2-w	0	120	53	67	.048	.172	.002	.120	5.0	66.0	0.6	10.0
2-mu	0	82	31	51	.004	.144	.002	.360	5.0	16.0	1.2	0.1
0	0	108	60	108	.002	.012	.008	.000	7.0	124.0	0.4	1.0
0	0	288	90	188	.000	.006	.001	2.000	7.5	107.0	0.2	1.0
0	0	140	36	104	.004	.034	.002	0.200	5.0	57.0	0.3	10.0
2-v	0	56	31	25	.034	.130	.004	0.320	2.5	29.0	0.2	1.0
0	0	38	32	56	.006	.102	.002	0.360	2.0	20.0	0.0	1.0
1-ma	0	46	10	36	.006	.080	.002	1.680	2.0	11.0	0.0	0.0
3-ma	0	50	13	37	.022	.178	.004	1.080	2.0	11.0	0.0	1.0
0	0	57	16	41	.008	.128	.006	.360	3.5	19.0	0.2	1.0
0	0	49	10	40	.008	.080	.002	0.200	3.5	19.0	0.3	10.0
1-v	0	95	31	64	.000	.130	.004	.002	.080	2.5	0.0	0.1
2-p	0	95	31	64	.000	.142	.005	.160	2.5	47.0	0.3	10.0
2-ma	0	106	49	57	.012	.228	.004	.320	4.0	47.0	0.3	0.0
3-v	0	32	13	19	.006	.156	.002	0.360	5.0	15.0	0.2	1.0
0	0	104	44	60	.024	.190	.004	.120	5.5	12.0	1.2	0.1
0	0	60	33	27	.008	.122	.001	.120	5.5	12.0	0.2	0.1
0	0	160	48	112	.006	.026	.001	1.400	7.0	93.0	0.2	0.0
0	0	77	45	32	.006	.036	.005	0.600	7.0	19.0	0.2	0.0
0	0	77	45	32	.006	.182	.007	.000	4.5	37.0	0.3	1.0
0	0	135	61	74	.050	.136	.004	0.880	10.0	17.0	2.0	0.1
0	0	166	65	101	.042	.112	.002	1.800	8.0	18.0	2.5	10.0
0	0	166	65	101	.050	.084	.005	0.800	11.5	0.0	0.0	10.0
0	0	112	39	73	.012	.036	.008	3.600	7.5	0.0	0.0	0.0
0	0	108	49	59	.034	.050	.008	0.600	10.5	0.0	0.0	0.0
0	0	108	49	59	.006	.156	.002	2.200	7.0	19.0	0.2	10.0
0	0	78	28	50	.000	.028	.002	0.000	3.0	22.0	0.0	10.0
2-s	0	48	24	24	.094	.090	.002	.080	3.5	3.0	0.3	1.0
0	0	73	39	34	.082	.166	.002	.166	5.0	13.0	3.2	0.1
1-mu	0	61	10	31	.012	.076	.001	0.000	5.0	6.0	0.3	10.0
2-mu	0	65	22	43	.024	.172	.002	.080	5.0	7.0	2.5	1.0
1-w	0	61	39	22	.012	.092	.001	.120	3.5	5.0	0.3	1.0
4-w	0	88	49	39	.018	.154	.001	.280	3.5	5.0	0.0	0.1

TABLE F.—RESULTS OF ANALYSES OF SAMPLES OF WATER FROM

NO.	DATE.	LOCALITY.	DESCRIPTION OF SOURCE.	Color.	
				Color.	Color, cold.
B 4616	Sept. 25, 1907	Trenton	Delaware river at intake	70	3-ma
B 4617	" 25, "	"	Pumping station	70	3-ma
B 4727	Oct. 2, "	"	Delaware river at intake	30	1-ma
B 4728	" 2, "	"	Pumping station	35	2-ma
B 4729	" 2, "	"	Tap	30	1-ma
B 4726	" 2, "	"	Reservoir	30	1-ma
B 4732	" 8, "	"	Tap	20	2-ma
B 4732	" 9, "	"	Reservoir	25	2-ma
B 4734	" 9, "	"	Delaware river at intake	25	2-ma
B 4736	" 9, "	"	Pumping station	20	2-w
B 4739	" 15, "	"	Delaware river at intake	20	2-ma
B 4740	" 15, "	"	Pumping station	20	2-w
B 4741	" 15, "	"	Tap	20	1-ma
B 4742	" 15, "	"	Reservoir	20	1-ma
E 1456	Nov. 16, 1906	Wildwood	Artesian wells	0	0
E 2064	July 31, 1907	"	Shallow wells, driven 30 ft. deep	0	0
E 2064	" 31, "	"	Deep wells, driven 950 ft. deep	0	0
E 2066	" 31, "	"	Mains	0	0
E 2085	June 14, "	Woodbury	Public supply	20	2-ma

TABLE G.—RESULTS OF ANALYSES OF SAMPLES OF WATER

NO.	DATE.	LOCALITY.	NAME OF PERSON OCCUPYING PREMISES.	Color.	
				Color.	Color, cold.
BERGEN CO.—					
D 8121	Nov. 13, 1906	Cherry Hill	N. B. Yahrskie	0	0
D 8120	" 13, "	Little Ferry	Louis Kinzler	0	0
D 8178	Dec. 11, "	Midland Park	Henry J. Westbrook	0	0
BURLINGTON CO.—					
D 8504	June 15, 1907	Ayerstown	John H. Wedel	0	0
D 8505	" 15, "	"	George Clives	0	0
C 9266	Oct. 11, "	Colestown	J. H. Coles	0	0
D 8086	Nov. 1, 1906	Pemberton	F. C. Shreve	0	0
D 8088	" 1, "	"	F. B. Jones	0	0
E 1479	Feb. 14, 1907	Roebling	"	0	0
CAMDEN CO.—					
C 8176	Mar. 1, 1907	Blackwood	Chas. J. Jaggard	0	0
C 8177	" 1, "	"	C. S. McCullough	0	0
C 8178	" 2, "	"	Daniel Hagan	0	0
C 8484	May 14, "	Camden	Mrs. Emma Gundy	0	0
C 9273	Oct. 16, "	"	Frank Shivers	0	0
B 4608	Sept. 18, "	Chews Landing	Isaac E. Beakley	0	0
C 9067	Aug. 28, "	"	J. Edward Beakley	0	0
C 9267	Oct. 11, "	Merchantville	Samuel T. Coles	0	0
C 9274	" 16, "	"	I. W. Nicholson Estate	0	0

CERTAIN PUBLIC SUPPLIES—PARTS PER MILLION—(Continued).

Color, hot.	Turbidity.	Total solids.	Less on ignition.	Mineral residue.	NITROGEN—				Chlorine.	Alkalinity.	Iron.	R. coli organisms per cc.	Appearance on ignition.
					As ammonia.	By permanganate.	As nitrates.	As nitrites.					
5-ma	150	127	57	70	.052	.246	.004	.680	3.0	35.0	3.5	0.1	Blackening.
5-ma	50	102	48	54	.044	.190	.004	.680	3.5	35.0	3.5	0.1	Blackening.
3-ma	40	100	35	65	.012	.120	.003	.400	3.5	29.0	0.25	0.1	Darkening.
5-ma	45	99	35	64	.012	.120	.003	.400	3.5	29.0	0.3	0.1	Darkening.
3-ma	40	94	39	55	.012	.122	.003	.400	3.5	32.0	0.3	0.1	Darkening.
3-ma	40	90	39	51	.012	.122	.003	.400	3.5	32.0	0.5	0.1	Darkening.
4-ma	35	78	29	50	.004	.110	.005	.400	3.5	21.0	0.5	1.0	Slight darkening.
4-ma	35	86	20	66	.004	.110	.004	.400	3.5	21.0	1.2	0.1	Slight blackening.
5-ma	35	152	81	121	.004	.158	.004	.400	3.5	25.0	3.5	0.1	Heavy blackening.
4-ma	45	184	24	160	.004	.158	.004	.400	3.5	25.0	3.5	0.1	Heavy darkening.
4-w	sl	83	21	62	.004	.106	.002	.400	3.0	31.0	0.4	1.0	Darkening.
4-w	sl	84	25	59	.004	.106	.002	.400	3.0	31.0	0.3	1.0	Darkening.
2-ma	sl	84	24	50	.004	.096	.002	.400	3.0	31.0	0.3	1.0	Darkening.
2-ma	sl	85	26	59	.004	.096	.002	.400	3.0	31.0	0.3	1.0	Darkening.
0	s	535	232	321	1.254	.024	.008	.000	180.5	86.0	9.7	10.0	Smoked.
0	sl	594	124	173	1.210	.048	.001	.000	173.0	91.0	2.0	0.0	
0	0	869	118	451	1.182	.074	.005	.040	207.5	134.0	1.3	0.0	
0	sl	624	405	219	1.216	.064	.002	.040	200.5	112.0	1.2	0.0	Slight darkening.
2-ma	0	66	31	35	.012	.100	.001	.200	4.4	17.0	1.5	1.0	Brownish white.

USED ON DAIRY PREMISES—PARTS PER MILLION.

DESCRIPTION OF SOURCE.	Color.	Color, cold.	Color, hot.	Turbidity.	NITROGEN—			Chlorine.	R. coli organisms per cc.
					As ammonia.	By permanganate.	As nitrates.		
Spring, 100 feet from manure pile	0	0	0	0	.000	.007	2.8	7.0	0.1
Dug well, 5 feet to surface of water	0	0	0	0	.000	.010	40.0	125.0	0.1
Driven well, 90 feet deep	0	0	0	0	.010	.002	1.2	5.5	0.0
Dug well, in back yard	0	0	0	0	.004	.001	1.0	45.0	0.0
Dug well, in shed kitchen	0	0	0	0	.004	.002	8.0	14.0	0.0
Dug well, 30 feet deep	0	0	0	0	.000	.020	.040	8.8	11.1
Dug well, 18 feet deep	0	0	0	0	.000	.020	.000	17.0	0.0
Dug well, 20 to 30 feet deep	0	0	0	0	.000	.020	.000	4.8	32.0
Well on milkman's premises	0	0	0	0	.040	.002	16.0	12.5	10.0
Dug well, 25 feet deep	0	0	0	0	.158	.092	.008	16.0	51.0
Dug well, 28 feet deep	0	0	0	0	.046	.076	.030	20.0	43.0
Dug well, 30 feet deep	0	0	0	0	.052	.092	.002	17.0	28.0
Dug well, 10 feet deep	0	0	0	0	.870	.200	.080	16.0	64.5
Driven well, depth not known	0	0	0	0	.040	.073	.007	20.0	43.5
Dug well, 30 feet deep	0	0	0	0	.012	.034	.018	9.6	32.0
Dug well, 36 feet deep	0	0	0	0	.000	.003	.003	10.0	0.1
Dug well, 30 feet deep	0	1-w	2-w	0	.000	.020	.001	10.4	14.0
Dug well, 14 feet deep	0	0	0	0	.000	.150	.002	28.0	42.5

TABLE G—RESULTS OF ANALYSES OF SAMPLES OF WATER

NO.	DATE.	LOCALITY.	NAME OF PERSON OCCUPYING PREMISES.	DESCRIPTION OF SOURCE.	Color.	Oder, cold.	Oder, hot.	Turbidity.	NITROGEN—			Chlorine.	B. coli communitis per cent.		
									As ammonia.	By permanganate.	As nitrates.				
CAPE MAY CO.—															
C 8349	Apr. 17, 1907	Cape May	S. B. Taylor	Dug well, 18 feet deep	0	0	0	0	.002	.140	.006	18.0	72.0	1.0	
C 8348	" 17, "	"	Mrs. Mary E. Sawyer	Driven well, 45 feet from privy	1-e	0	0	0	.026	.042	.004	2.8	14.5	1.0	
C 8350	" 17, "	Cold Spring	James Needles	Dug well, 20 feet deep	0	0	0	0	.016	.086	.005	2.2	28.0	0.0	
C 8351	" 17, "	Erma	Wm. C. Bacon	Driven well, 100 feet from privy	0	0	0	0	.016	.021	.005	0.6	5.0	0.0	
C 9227	Sept. 23, "	"	Daniel Schellenger	Driven well, 43 feet deep	0	0	0	0	.016	.021	.009	2.0	18.0	0.0	
CUMBERLAND CO.—															
C 7788	Nov. 3, 1906	Roadstown	"	Dug well, 36 feet deep	0	0	0	0	.000	.084	.007	8.0	26.5	1.0	
ESSEX CO.—															
E 2093	Sept. 13, 1907	Bloomfield	Mrs. Fitzgibbons	Dug well, 53 feet deep	0	0	0	0	.028	.056	.007	82.0	86.5	0.1	
D 8251	Feb. 14, "	Fairfield	R. Woolverton	Spring, 50 feet from privy	0	0	0	0	.006	.030	.003	1.0	3.5	0.0	
GLOUCESTER CO.—															
C 7786	Nov. 2, 1906	Harrisonville	"	Dug well, 21 feet deep	0	0	0	0	.000	.022	.001	10.0	37.0	1.0	
HUDSON CO.—															
"	Jan. 31, 1907	Bayonne	Wm. H. Harney	Dug well, 36 feet from privy	0	0	0	0	.018	.078	.005	14.0	127.0	1.0	
"	" 31, "	"	John Hoopell	Chain well, 12 yards from privy	0	0	0	0	.184	.080	.007	4.4	65.5	0.1	
HUNTERDON CO.—															
D 8211	Jan. 22, 1907	Annsdale	John A. Schuyler	Spring, 10 feet from drain	0	0	0	0	.030	"	.002	4.0	4.5	10.0	
D 8212	" 22, "	"	George C. Appar	Dug well, 50 feet deep	0	0	0	0	.004	.036	.003	8.8	34.5	10.0	
D 8213	" 22, "	"	Joseph Bonly	Spring	0	0	0	0	.014	.122	.002	2.8	2.0	1.0	
MERCER CO.—															
E 1745	Feb. 16, 1907	Ewing	Mary E. Jones	Driven well, 143 feet deep	0	0	0	0	.006	.044	.002	2.0	29.0	0.0	
E 1499	May 4, "	"	F. W. Gaffen	Dug well, 100 feet from privy	0	0	0	0	.000	.060	.002	6.0	205.5	1.0	
E 2044	June 13, "	"	James Foote	Well, 60 feet from privy	0	0	0	0	.004	.036	.001	1.6	6.0	1.0	
E 2005	" 25, "	Ewing Township	F. B. Crossdale	Driven well, 23 feet deep	0	0	0	0	.000	.028	.001	4.0	8.5	0.1	
E 2078	July 10, "	Harts Corner	Wm. Hildebrand	Well, 40 feet from privy	0	0	0	0	.004	.108	.020	19.2	166.5	0.1	
E 2651	" 11, "	"	"	Cistern	56 1-w	3-w	0	0	.052	.240	.004	0.1	4.5	0.1	
E 1756	Mar. 29, "	Hopewell	Walter Campbell	Spring, in field	0	0	0	0	.014	.036	.000	2.4	5.5	0.0	
E 1489	Apr. 19, "	"	"	Dug well, 79 feet deep	0	0	0	0	.000	.020	.000	4.0	7.0	0.0	
E 1486	May 10, "	"	Harry Hunt	Driven well, 96 feet deep	0	0	0	0	.000	.020	.004	2.0	19.0	0.0	
E 2040	June 12, "	"	H. E. Maddock	Driven well	0	0	0	0	.008	.014	.003	1.6	16.0	0.0	
E 2041	" 12, "	"	Smith C. Vansealous	Dug well, 60 feet from privy	0	0	0	0	.004	.060	.002	8.0	13.0	1.0	
E 2042	" 12, "	"	Wm. Hildebrand	Dug well, 45 feet deep	0	0	0	0	.004	.082	.004	5.0	179.0	0.1	
E 2043	" 12, "	"	Wm. Thompson	Dug well, 25 feet deep	0	0	0	0	.090	.114	.000	32.0	56.5	0.1	
E 1754	" 26, "	Hopewell Township	A. H. Burroughs	Spring, 500 feet from privy	0	0	0	0	.000	.006	.001	1.2	9.0	0.0	
E 2064	July 5, "	"	Wm. Thompson	Driven well, 90 feet deep	0	0	2-v	0	.000	.056	.002	4.8	38.0	0.0	
E 2060	" 11, "	"	F. O. Drake	Dug well, 35 feet deep	0	0	0	0	.142	.206	.128	2.5	14.5	0.1	
E 1761	Apr. 19, "	Lawrence Township	Geo. Moore	Spring, 40 feet from Jacob's creek	3	0	0	0	.008	.068	.002	2.4	3.5	0.1	
B 4536	Sept. 12, "	"	Robt. C. Oliphant	Spring, 400 feet from privy	0	0	0	0	.000	.018	.000	2.4	9.0	1.0	
E 1858	Nov. 7, 1906	Mount Rose	Edw. C. Bowers	Dug well, 26 feet deep	0	0	0	0	.000	.100	.002	0.8	29.5	0.1	
E 1859	" 7, "	"	David S. Hill	Dug well, 25 feet deep	0	0	0	0	.052	.082	.010	11.2	46.5	0.1	
E 1860	" 7, "	"	"	Dug well, 18 feet deep	0	0	0	0	.000	.000	.000	8.0	38.0	0.1	
E 1861	" 7, "	"	James B. Merrell	Dug well, 25 feet deep	0	0	0	0	.024	.044	.001	0.4	6.0	1.0	
D 8430	Apr. 26, 1907	Robbinsville	Chas. F. Walker	Well, 100 feet from privy	0	0	0	0	.000	.000	.000	0.0	433.5	1.0	
E 2062	July 5, "	Titusville	John Reading	Dug well, 12 feet deep	0	0	0	0	.008	.408	.006	48.0	58.0	10.0	
E 1753	Mar. 27, "	Trenton Junction	"	Dug well, shallow, 109 ft. from privy	0	0	0	0	0	.004	.086	.002	6.6	39.0	0.1
E 2045	June 12, "	"	Wm. B. Fort	Well	0	0	0	0	.000	.028	.001	6.0	31.0	0.0	
E 2006	July 2, "	"	G. A. Miller	Driven well, 55 feet deep	0	0	0	0	.004	.054	.005	6.0	43.0	10.0	
E 2075	" 5, "	"	W. B. Fort	Dug well, 15 feet from kitchen	0	0	0	0	.006	.076	.002	2.8	13.0	0.0	
E 2022	" 12, "	"	Thomas Porum	Driven well, 53 feet deep	0	0	0	0	.076	.084	.006	5.2	53.0	1.0	
D 8434	Apr. 26, "	Washington Township	H. N. Miller	Well in area way	0	0	4-s	0	.030	.078	.040	2.4	9.0	0.1	
D 8433	" 26, "	"	Dug well, 20 feet deep	0	0	0	0	.004	.058	.020	48.0	71.5	0.0		
E 1748	Feb. 11, "	West Windsor Township	Rosteen Brown	Dug well, 20 feet deep	0	0	0	0	.132	.078	.005	14.0	88.0	1.0	
E 1747	" 11, "	"	Elmer E. Reed	Dug well, 75 feet from privy	0	0	0	0	.036	.094	.000	18.0	14.0	0.0	
E 1741	" 11, "	"	L. B. Reed	Dug well, 150 feet from privy	0	0	0	0	.046	.124	.003	4.8	25.0	1.0	

USED ON DAIRY PREMISES—PARTS PER MILLION—(Continued).

NO.	DATE.	LOCALITY.	NAME OF PERSON OCCUPYING PREMISES.	DESCRIPTION OF SOURCE.	Color.	Oder, cold.	Oder, hot.	Turbidity.	NITROGEN—			Chlorine.	B. coli communitis per cent.	
									As ammonia.	By permanganate.	As nitrates.			
USED ON DAIRY PREMISES—PARTS PER MILLION—(Continued).														
C 8349	Apr. 17, 1907	CAPE MAY CO.—	S. B. Taylor	Dug well, 18 feet deep	0	0	0	0	.002	.140	.006	18.0	72.0	1.0
C 8348	" 17, "	"	Mrs. Mary E. Sawyer	Driven well, 45 feet from privy	1-e	0	0	0	.026	.042	.004	2.8	14.5	1.0
C 8350	" 17, "	"	James Needles	Dug well, 20 feet deep	0	0	0	0	.016	.086	.005	2.2	28.0	0.0
C 8351	" 17, "	"	Wm. C. Bacon	Driven well, 100 feet from privy	0	0	0	0	.016	.021	.005	0.6	5.0	0.0
C 9227	Sept. 23, "	"	Daniel Schellenger	Driven well, 43 feet deep	0	0	0	0	.016	.021	.009	2.0	18.0	0.0
C 7788	Nov. 3, 1906	CUMBERLAND CO.—	"	Dug well, 36 feet deep	0	0	0	0	.000	.084	.007	8.0	26.5	1.0
E 2093	Sept. 13, 1907	ESSEX CO.—	Mrs. Fitzgibbons	Dug well, 53 feet deep	0	0	0	0	.028	.056	.007	82.0	86.5	0.1
D 8251	Feb. 14, "	"	R. Woolverton	Spring, 50 feet from privy	0	0	0	0	.006	.030	.003	1.0	3.5	0.0
C 7786	Nov. 2, 1906	GLOUCESTER CO.—	"	Dug well, 21 feet deep	0	0	0	0	.000	.022	.001	10.0	37.0	1.0
"	Jan. 31, 1907	HUDSON CO.—	Wm. H. Harney	Dug well, 36 feet from privy	0	0	0	0	.018	.078	.005	14.0	127.0	1.0
"	" 31, "	"	John Hoopell	Chain well, 12 yards from privy	0	0	0	0	.184	.080	.007	4.4	65.5	0.1
D 8211	Jan. 22, 1907	HUNTERDON CO.—	John A. Schuyler	Spring, 10 feet from drain	0	0	0	0	.030	"	.002	4.0	4.5	10.0
D 8212	" 22, "	"	George C. Appar	Dug well, 50 feet deep	0	0	0	0	.004	.036	.003	8.8	34.5	10.0
D 8213	" 22, "	"	Joseph Bonly	Spring	0	0	0	0	.014	.122	.002	2.8	2.0	1.0
E 1745	Feb. 16, 1907	MERCER CO.—	Mary E. Jones	Driven well, 143 feet deep	0	0	0	0	.006	.044	.002	2.0	29.0	0.0
E 1499	May 4, "	"	F. W. Gaffen	Dug well, 100 feet from privy	0	0	0	0	.000	.060	.002	6.0	205.5	1.0
E 2044	June 13, "	"	James Foote	Well, 60 feet from privy	0	0	0	0	.004	.036	.001	1.6	6.0	1.0
E 2005	" 25, "	Ewing Township	F. B. Crossdale	Driven well, 23 feet deep	0	0	0	0	.000	.028	.001	4.0	8.5	0.1
E 2078	July 10, "	Harts Corner	Wm. Hildebrand	Well, 40 feet from privy	0	0	0	0	.004	.108	.020	19.2	166.5	0.1
E 2651	" 11, "	"	"	Cistern	56 1-w	3-w	0	0	.052	.240	.004	0.1	4.5	0.1
E 1756	Mar. 29, "	Hopewell	Walter Campbell	Spring, in field	0	0	0	0	.014	.036	.000	2.4	5.5	0.0
E 1489	Apr. 19, "	"	"	Dug well, 79 feet deep	0	0	0	0	.000	.020	.000	4.0	7.0	0.0
E 1486	May 10, "	"	Harry Hunt	Driven well, 96 feet deep	0	0	0	0	.000	.020	.004	2.0	19.0	0.0
E 2040	June 12, "	"	H. E. Maddock	Driven well	0	0	0	0	.008	.014	.003	1.6	16.0	0.0
E 2041	" 12, "	"	Smith C. Vansealous	Dug well, 60 feet from privy	0	0	0	0	.004	.060	.002	8.0	13.0	1.0
E 2042	" 12, "	"	Wm. Hildebrand	Dug well, 45 feet deep	0	0	0	0	.004	.082	.004	5.0	179.0	0.1
E 2043	" 12, "	"	Wm. Thompson	Dug well, 25 feet deep	0	0	0	0	.090	.114	.000	32.0	56.5	0.1
E 1754	" 26, "	Hopewell Township	A. H. Burroughs	Spring, 500 feet from privy	0	0	0	0	.000	.006	.001	1.2	9.0	0.0
E 2064	July 5, "	"	Wm. Thompson	Driven well, 90 feet deep	0	0	2-v	0	.000	.056	.002	4.8	38.0	0.0
E 2060	" 11, "	"	F. O. Drake	Dug well, 35 feet deep	0	0	0	0	.142	.206	.128	2.5	14.5	0.1
E 1761	Apr. 19, "	Lawrence Township	Geo. Moore	Spring, 40 feet from Jacob's creek	3	0	0	0	.008	.068	.002	2.4	3.5	0.1
B 4536	Sept. 12, "	"	Robt. C. Oliphant	Spring, 400 feet from privy	0	0	0	0	.000	.018				

TABLE G.—RESULTS OF ANALYSES OF SAMPLES OF WATER

NO.	DATE.	LOCALITY.	NAME OF PERSON OCCUPYING PREMISES.	DESCRIPTION OF SOURCE.	Color.	Odor, cold.	Odor, hot.	Turbidity.	NITROGEN—			Chlorine.	B. coli organisms per cent.	
									As ammonia.	By permanganate.	As nitrates.			
MERCER CO. (Con.)—														
E 1454	Nov. 5, 1906.	West Windsor Township.	L. B. Reed.	Dug well, 18 feet deep.	0	0			.010	.052	.005	8.0	64.0	0.1
E 1455	" 5, "	" " " "	" " " "	Dug well, 24 feet deep.	0	0			.012	.016	.003	2.4	8.9	0.1
E 1748	Feb. 11, 1907.	" " " "	Elmer E. Reed.	Well, 30 feet deep.	0	0			.006	.000	.002	1.6	6.0	0.0
E 1759	Apr. 20, "	" " " "	Albert Groves.	Dug well, 100 feet from privy.	1-0	1-0			.044	.076	.010	8.0	15.5	0.0
E 1488	Nov. 5, 1906.	" " " "	" " " "	Dug well, 22 feet deep.	0	0			.002	.018	.002	7.2	20.0	0.1
E 1742	Feb. 11, 1907.	" " " "	" " " "	Well, 100 feet from privy.	0	0			.022	.074	.002	40.0	65.5	0.0
E 1760	Apr. 20, "	" " " "	" " " "	Driven well, 38 feet deep.	0	0			.048	.020	.060	2.8	14.0	0.0
E 1757	" 20, "	" " " "	Gideon Applegate.	Dug well, near barnyard.	0	0			.012	.060	.002	2.8	21.0	0.0
E 1758	" 20, "	" " " "	" " " "	Well, under kitchen.	0	0			.002	.040	.002	1.4	9.5	0.1
D 8431	" 26, "	" " " "	Henry Disborough.	Dug well, 40 feet deep.	0	0			.004	.058	.002	1.6	9.0	0.0
B 4978	Sept. 17, "	" " " "	Fred. A. Craig.	Driven well, 80 feet deep.	0/0	0		sl.	.064	.028	.001	0.6	13.0	0.0
MIDDLESEX CO.—														
D 8210	Jan. 21, 1907.	East Brunswick Township.	Henry Wainsdoren.	Dug well, 26 feet deep.	1-c	1-c			.006	.042	.008	2.8	6.5	10.0
D 8199	" 21, "	" " " "	Jno. P. Applegate.	Dug well, 17 feet deep.	0	0			.006	.053	.003	6.0	11.5	0.0
D 8198	" 21, "	" " " "	Harry Swiler.	Dug well, 24 feet deep.	0	2-e			.088	.032	.003	12.0	27.5	10.0
D 8196	" 21, "	" " " "	Samuel Herman.	Dug well, 20 feet deep.	0	0			.002	.074	.007	0.8	5.0	10.0
D 8196	" 22, "	" " " "	Benj. Shutzman.	Dug well, 50 feet deep.	1-w	1-w			.012	.072	.005	2.0	7.0	0.1
D 8197	" 23, "	" " " "	Elmer Van Deussen.	Open well, 62 feet deep.	0	0			.016	.086	.002	0.2	13.5	0.0
D 8205	" 24, "	" " " "	David Wilson.	Dug well, 25 feet deep.	0	0			.026	.130	.006	0.4	238.5	10.0
D 8246	Feb. 13, "	" " " "	Herman Franzblau.	Dug well, 20 feet deep.	0	0			.006	.040	.000	0.2	14.0	1.0
D 8200	Jan. 21, "	Milltown.	John H. Kuhlthau.	Dug well, 25 feet deep.	0	0			.006	.056	.003	1.6	4.5	0.0
D 8221	Feb. 8, "	" " " "	Geo. Kuhlthau.	Dug well, 8 feet deep.	0	0			.012	.034	.005	2.4	74.0	10.0
D 8225	" 8, "	" " " "	John H. Binnerman.	Spring.	0	0			.034	.056	.002	4.4	15.5	0.0
D 8333	Mar. 22, "	" " " "	George Foster.	Dug well, 39 feet from privy.	1-c	1-e			.012	.040	.003	8.0	24.0	0.0
D 8248	Jan. 29, "	New Brunswick.	Barnett Cohen.	Dug well, 87 feet from privy.	0	0			.006	.084	.002	16.0	223.5	0.1
D 8247	Feb. 13, "	" " " "	Michael Anderson.	Dug well, 105 feet from privy.	0	0			.032	.040	.002	0.6	22.0	0.0
E 1515	June 11, "	New Market.	W. H. Dunbar.	Dug well, 14 feet deep.	1-0	2-0			.168	.178	.200	0.4	25.0	0.1
D 8208	Jan. 25, "	Perth Amboy.	Stephen Senior.	Dug well, 40 feet deep.	0	0			.000	.028	.002	3.6	74.5	0.1
D 8208	" 25, "	" " " "	Joseph Stumps.	Dug well, 37 feet deep.	0	0			.010	.164	.000	10.0	45.0	0.1
D 8206	" 31, "	" " " "	" " " "	Cistern, 24 feet from privy.	0	0			.054	.156	.005	4.4	28.5	1.0
D 8242	Feb. 12, "	" " " "	Stephen Senior.	Reservoir, 9 feet deep.	0-v	0			.230	.120	.007	12.0	30.0	0.0
D 8243	" 12, "	" " " "	Edwin Nelson.	Well, 50 feet from privy.	0	0			.080	.004	2.8	21.0	1.0	
D 8243	" 12, "	" " " "	Israel Feldman.	Dug well, 12 feet deep.	0	0					.070	16.0	95.5	0.0
D 8222	" 8, "	Sayreville.	Hans Peterson.	Dug well, 35 feet from privy.	0	0			.024	.116	.000	16.0	32.5	0.0
D 8221	" 8, "	" " " "	Mrs. Carl Brown.	Dug well, 81 feet from privy.	0	0			.026	.110	.003	24.0	87.5	0.0
D 8330	Mar. 22, "	" " " "	August Rhodes.	Dug well, 18 feet deep.	1-sw	0			.130	.002	.002	16.0	85.5	10.0
D 8200	Jan. 29, "	South Brunswick Twp.	Thomas W. Buckelow.	Dug well, 54 feet from privy.	1-e	0			.004	.088	.002	4.8	286.5	0.0
D 8360	Apr. 5, "	" " " "	Wm. H. Jemison.	Dug well, 30 feet deep.	0	0			.002	.028	.000	2.8	5.5	10.0
D 8387	Aug. 23, "	" " " "	Jas. Harris.	Dug well, 72 feet deep.	0	0			.004	.078	.001	0.1	42.0	0.0
D 8242	Feb. 8, "	South River.	Geo. T. Forry.	Well, 125 feet from privy.	0	0			.008	.062	.005	3.2	118.0	1.0
D 8245	" 12, "	Woodbridge.	W. A. Delancy.	Dug well, 13 feet deep.	0	0			.000	.030	.005	0.8	19.0	0.0
D 8244	" 12, "	" " " "	Isaac and David Flood.	Dug well, 12 feet deep.	0	0			.000	.020	.008	8.0	19.5	0.0
MONMOUTH CO.—														
D 8601	July 11, 1907.	Bailey's Corner.	" " " "	Dug well, 30 feet deep.	01-v	1-v			0.000		.001	0.4	36.0	10.0
D 8603	" 11, "	" " " "	" " " "	Dug well, 26 feet deep.	0/0	0			0.000		.004	8.8	22.5	0.0
D 8600	" 11, "	" " " "	" " " "	Dug well, 40 feet deep.	0	0			0.004		.002	9.5	41.5	0.0
D 8459	May 10, "	Farmingdale.	J. C. Windsor & Son.	Dug well, 13 feet deep.	0	0			.072	.070	.009	14.0	31.0	0.0
D 8458	" 10, "	" " " "	Mrs. P. H. Shattuck.	Dug well, 18 feet deep.	0	0			.072	.056	.007	2.2	25.5	0.0
D 8482	" 31, "	" " " "	W. H. Farmer.	Dug well, 18 feet deep.	0	0			.006	.090	.030	8.0	10.0	0.0
D 8465	" 22, "	Glendola.	Geo. Donahay.	Dug well, 12 feet deep.	0	0			.002	.022	.000	2.0	5.0	0.0
D 8467	" 22, "	" " " "	John W. Martin.	Dug well, 35 feet deep.	0	0			.022	.040	.001	5.0	25.5	0.0
D 8466	" 23, "	" " " "	" " " "	Dug well, 12 feet deep.	0	0			.008	.040	.002	10.0	35.0	0.0
D 8431	" 31, "	" " " "	Louis Hulick.	Dug well, 40 feet from privy.	0	0			.008	.026	.002	0.6	31.5	0.0
D 8460	" 10, "	Hamilton.	William Jackson.	Dug well, 25 feet deep.	0	0			.016	.032	.001	0.8	11.0	0.0
D 8308	Oct. 14, "	Howell.	J. L. Pittenger.	Dug well, 13 feet deep.	01-w	2-w			0.004	.036	.002	0.4	6.5	1.0
D 8307	" 14, "	" " " "	P. C. Pittenger.	Dug well, 13 feet deep.	0	0			0.000	.036	.002	8.0	26.0	10.0
D 8308	" 14, "	" " " "	W. B. Van Devern.	Dug well, 12 feet deep.	0/0	0			0.000	.016	.005	2.6	11.1	0.0

USE ON DAIRY PREMISES—PARTS PER MILLION—(Continued).

NO.	DATE.	LOCALITY.	NAME OF PERSON OCCUPYING PREMISES.	DESCRIPTION OF SOURCE.	Color.	Odor, cold.	Odor, hot.	Turbidity.	NITROGEN—			Chlorine.	B. coli organisms per cent.	
									As ammonia.	By permanganate.	As nitrates.			
				Dug well, 18 feet deep.	0	0			.010	.052	.005	8.0	64.0	0.1
				Dug well, 24 feet deep.	0	0			.012	.016	.003	2.4	8.9	0.1
				Well, 30 feet deep.	0	0			.006	.000	.002	1.6	6.0	0.0
				Dug well, 100 feet from privy.	1-0	1-0			.044	.076	.010	8.0	15.5	0.0
				Dug well, 22 feet deep.	0	0			.002	.018	.002	7.2	20.0	0.1
				Well, 100 feet from privy.	0	0			.022	.074	.002	40.0	65.5	0.0
				Driven well, 38 feet deep.	0	0			.048	.020	.060	2.8	14.0	0.0
				Dug well, near barnyard.	0	0			.012	.060	.002	2.8	21.0	0.0
				Well, under kitchen.	0	0			.002	.040	.002	1.4	9.5	0.1
				Dug well, 40 feet deep.	0	0			.004	.058	.002	1.6	9.0	0.0
				Driven well, 80 feet deep.	0/0	0		sl.	.064	.028	.001	0.6	13.0	0.0
				Dug well, 26 feet deep.	1-c	1-e			.006	.042	.008	2.8	6.5	10.0
				Dug well, 17 feet deep.	0	0			.006	.053	.003	6.0	11.5	0.0
				Dug well, 24 feet deep.	0	2-e			.088	.032	.003	12.0	27.5	10.0
				Dug well, 20 feet deep.	0	0			.002	.074	.007	0.8	5.0	10.0
				Dug well, 50 feet deep.	1-w	1-w			.012	.072	.005	2.0	7.0	0.1
				Open well, 62 feet deep.	0	0			.016	.086	.002	0.2	13.5	0.0
				Dug well, 25 feet deep.	0	0			.026	.130	.006	0.4	238.5	10.0
				Dug well, 20 feet deep.	0	0			.006	.040	.000	0.2	14.0	1.0
				Dug well, 25 feet deep.	0	0			.006	.056	.003	1.6	4.5	0.0
				Dug well, 8 feet deep.	0	0			.012	.034	.005	2.4	74.0	10.0
				Spring.	0	0			.034	.056	.002	4.4	15.5	0.0
				Dug well, 39 feet from privy.	0	0			.012	.040	.003	8.0	24.0	0.0
				Dug well, 80 feet from privy.	1-c	1-e			.010	.000	4.0	38.0	1.0	
				Dug well, 87 feet from privy.	0	0			.006	.084	.002	16.0	223.5	0.1
				Dug well, 105 feet from privy.	0	0			.032	.040	.002	0.6	22.0	0.0
				Dug well, 14 feet deep.	1-0	2-0			.168	.178	.200	0.4	25.0	0.1
				Dug well, 40 feet deep.	0	0			.000	.028	.002	3.6	74.5	0.1
				Dug well, 37 feet deep.	0	0			.010	.164	.000	10.0	45.0	0.1
				Cistern, 24 feet from privy.	0	0			.054	.156	.005	4.4	28.5	1.0
				Reservoir, 9 feet deep.	0-v	0			.230	.120	.007	12.0	30.0	0.0
				Well, 50 feet from privy.	0	0			.080	.004	2.8	21.0	1.0	

TABLE G.—RESULTS OF ANALYSES OF SAMPLES OF WATER

USED ON DAIRY PREMISES—PARTS PER MILLION—(Continued).

NO.	DATE.	LOCALITY.	NAME OF PERSON OCCUPYING PREMISES.	DESCRIPTION OF SOURCE.	NITROGEN—											
					Color.	Odor, cold.	Odor, hot.	Turbidity.	As ammonia.	By permanganate.	As nitrates.	As nitrites.	Chlorine.	B. coli communitas per cent.		
MONMOUTH CO. (Con.)																
D 8909	Oct. 14, 1907	Howell	Witland Sutphin	Dug well, 25 feet deep.....	01-p	1-p	0	.092	.052	.014	10.4	14.5	1.0			
D 8438	May 31, 1907	Lower Squankum	Mrs. E. Van Schoick	Dug well, 18 feet deep.....	0	0	0	.089	.028	.030	6.0	18.5	0.0			
D 8301	June 10, 1907	Middletown	Sandorn	Dug well, 35 feet deep.....	2-0	2-0	0	.128	.041	.023	14.0	45.5	0.0			
D 8500	" 10, 1907	"	"	Dug 50 feet deep.....	2-0	2-0	0	.080	.104	.008	1.8	19.0	1.0			
D 8576	July 5, 1907	Ocean Township.	W. S. Hunt	Dug 20 feet deep.....	0	0	0	.002002	8.0	89.5	0.0			
D 8894	Sept. 24, 1907	"	A. W. King	Dug well, 35 feet deep.....	0	0	0	.004	.680	.000	8.8	12.0	1.0			
D 8578	July 5, 1907	"	"	Dug well, 15 feet deep.....	0	0	0	.010	.112	.004	44.0	115.5	0.0			
D 8574	" 5, 1907	"	"	Driven well, 15 feet deep.....	0	0	0	.126	.070	.002	0.08	45.0	0.1			
D 8575	" 5, 1907	"	"	Dug well, 15 feet deep.....	0	0	0	.008	.110	.002	4.8	16.5	0.0			
D 8506	June 17, 1907	Scobeyville.	Frank Hance	Well, 32 feet deep.....	0	0	0	.006	.656	.001	4.8	11.5	0.0			
D 8807	" 18, 1907	"	"	Well, drawn from storage tank.....	10	0	0	.004	.002	.002	8.8	84.5			
D 8808	" 17, 1907	"	"	Well, beneath shed porch.....	0	0	0	.006	.002	.002	14.0	48.5			
D 8602	July 10, 1907	Tinton Falls	F. H. Bennett	Dug well, 30 feet deep.....	01-ma	1-ma	0	.026016	4.6	40.5	0.0			
D 8577	" 5, 1907	Wall Township	"	Dug well, 16 feet deep.....	01-ma	1-ma	0	.022024	12.0	25.0	0.1			
D 8577	" 5, 1907	Wayside.	"	"	"	"	"	"	"	"	"	"	"	"	"	"
OCEAN CO.—																
D 5910	Oct. 14, 1907	Point Pleasant.	Hotel Beacon-by-the-Sea.	Driven well, 10 or 12 feet deep.....	* 3-sp	5-sp	40	.762	.044	.006	0.08	52.0	0.0			
D 8836	Sept. 24, 1907	Poplar.	W. S. Hunt	Dug well, 20 feet deep.....	0	0	0	.000	.104	.004	8.8	51.0	0.0			
SALEM CO.—																
C 7872	Nov. 30, 1906.	Elmer	B. W. Thompson	Dug well, 15 feet deep.....	0	0	0	.000	.026	.002	2.4	18.0	10.0			
D 8089	" 2, 1907	Quinton	"	Dug well, 16 feet deep.....	0	0	0	.000	.000	.001	24.0	67.0	0.1			
C 8222	Mar. 15, 1907	Salem	Frank Richie	Dug well, 18 feet deep.....	0	0	0	.012	.112	.000	8.0	38.0	0.0			
C 8220	" 15, 1907	"	Ely Weldy	Dug well, about 20 feet deep.....	1-v	1-v	0	.054	.144	.000	0.24	125.5	1.0			
C 8219	" 15, 1907	"	I. Hoglin	Dug well, 12 feet deep.....	1-v	1-v	0	.006	.156	.000	20.0	102.0	0.0			
C 8226	" 18, 1907	"	"	Dug well, 18 feet deep.....	1-v	1-v	0	.006	.250	.000	3.6	79.0	0.1			
C 8225	" 18, 1907	"	"	Dug well, 14 feet deep.....	1-v	1-v	0	.002	.652	.000	18.0	73.5	10.0			
C 8224	" 18, 1907	"	"	Dug well, 15 feet deep.....	2-c	2-c	0	.008	.098	.000	10.0	57.0	10.0			
C 8223	" 18, 1907	"	B. Warren Harisy	Dug well, 14 feet deep.....	0	0	0	.002	.140	.000	2.8	123.0	0.0			
C 8247	" 21, 1907	"	John Loper	Dug well, 14 feet deep.....	0	0	0	.450	.114	.003	2.8	91.0	1.0			
C 8248	" 21, 1907	"	Thomas Reeves	Dug well, 30 feet deep.....	0	0	0	.000	.050	.000	2.8	215.0	10.0			
C 8250	" 25, 1907	"	Samuel Little	Dug well, 18 feet deep.....	0	0	0	.000	.100	.001	2.2	140.0	0.0			
C 8251	" 25, 1907	"	Nathaniel Cuff	Dug well, 15 feet deep.....	0	0	0	.016	.056	.000	4.0	25.5	0.0			
C 8271	" 29, 1907	"	Samuel P. Farnkoff	Dug well, 15 feet deep.....	0	0	0	.000	.066	.000	16.0	153.0	10.0			
C 8269	" 29, 1907	"	Frank Harris	Well, 125 feet from privy.....	0	0	0	.148	.100	.001	10.0	183.5	0.0			
C 8267	" 27, 1907	"	"	Dug well, 12 feet deep.....	0	0	0	.000	.089	.001	6.0	85.5	0.0			
C 8265	" 27, 1907	"	Breslin Brothers.	Dug well, 18 feet deep.....	0	0	0	.002	.046	.000	0.8	38.0	0.0			
C 8266	" 27, 1907	"	Morris G. Acton.	Dug well, 15 feet deep.....	0	0	0	.000	.068	.000	10.0	110.0	10.0			
C 8264	" 27, 1907	"	Lindsey Johnson	Dug well, 20 feet deep.....	0	0	0	.002	.074	.000	16.0	47.0	1.0			
C 8270	" 29, 1907	"	"	Dug well, 12 feet deep.....	0	0	0	.000	.038	.001	2.8	62.0	1.0			
C 8284	Apr. 5, 1907	"	Ely Weldy	Dug well, 18 feet deep.....	2-0	2-0	0	.114	.350	1.000	0.12	72.0	0.1			
C 8295	" 5, 1907	"	Wm. W. Griscom	Dug well, 14 feet deep.....	0	0	0	.000	.100	.000	32.0	73.5	0.0			
C 8296	" 5, 1907	"	Isaiah Hoglin	Dug well, 16 feet deep.....	0	0	0	.000	.082	.001	4.0	18.0	10.0			
C 8554	" 20, 1907	"	C. H. Reeves	Dug well, 75 feet deep.....	0	0	0	.000	.089	.003	6.0	73.0	10.0			
C 8553	" 20, 1907	"	B. Warren Harvey	Dug well, 14 feet deep.....	2-c	2-c	0	.008	.040	.003	12.0	6.5	0.0			
C 8552	" 20, 1907	"	John Loper	Dug well, 15 feet deep.....	0	0	0	.002	.074	.001	10.0	132.5	0.0			
C 8888	May 8, 1907	"	Wesley J. Cuff	Dug well, 25 feet deep.....	0	0	0	.006	.114	.030	12.0	348.0	10.0			
C 8889	" 8, 1907	"	Nathaniel Cuff	Dug well, 20 feet deep.....	0	0	0	.006	.080	.005	16.0	161.5	0.0			
C 8891	" 8, 1907	"	John A. Crispin	Dug well, 18 feet deep.....	0	0	0	.006	.040	.000	0.8	85.5	0.0			
C 8892	" 8, 1907	"	Morris G. Acton	Dug well, 12 feet deep.....	0	0	0	.046	.116	.030	3.6	105.5	1.0			
C 8893	" 8, 1907	"	Breslin Brothers.	Dug well, 35 feet deep.....	0	0	0	.329	.118	.030	6.0	193.0	0.0			
C 8894	" 13, 1907	"	John A. Crispin	Dug well, 15 feet deep.....	0	0	0	.008	.098	.003	1.8	107.0	10.0			
C 8890	" 24, 1907	"	Samuel P. Farnkoff	Dug well, 13 feet deep.....	0	0	0	.014	.050	.010	0.8	75.0	0.1			
C 8275	" 24, 1907	"	Ely Weldy	Dug well, 35 feet deep.....	0	0	0	.028	.072	.002	2.8	4.0	1.0			
C 7785	Nov. 2, 1906.	Woodstown	"	Dug well, 20 feet deep.....	0	0	0	.000	.028	.000	4.8	4.0	10.0			
C 7787	" 2, 1907	"	"	Driven well, 147 feet deep.....	0	0	0	.072	.024	.000	0.0	2.0	10.0			

* Too high to read.

TABLE G.—RESULTS OF ANALYSES OF SAMPLES OF WATER

NO.	DATE.	LOCALITY.	NAME OF PERSON OCCUPYING PREMISES.
SOMERSET CO.—			
D 8835	Aug. 23, 1907.	Kingston	F. D. Jakeway
D 8833	" 23, "	"	Voorhees Hunt
E 1796	May 11, "	Warrenville	Chas. E. Sherman
SUSSEX CO.—			
A 7230	May 9, 1907.	Sussex	Mrs. Louisa Mann
A 6793	Jan. 30, "	Wantage	Theodore F. Bennier
UNION CO.—			
E 1495	May 1, 1907.	Cranford	August Behner
E 1785	June 1, "	Fanwood	Edward Harding
E 1913	" 20, "	"	George Bronell
D 8499	" 7, "	Kenilworth	John Shallcross
G 269	" 15, "	Union	E. V. Galtwait
G 268	" 15, "	"	Marous Levin
G 267	" 15, "	"	Mrs. Mary Brady
G 271	" 27, "	"	Theodore Goeken
G 270	" 27, "	"	Peter Ernst

USED ON DAIRY PREMISES—PARTS PER MILLION—(Continued).

DESCRIPTION OF SOURCE.	Color.	Odor, cold.	Odor, hot.	Turbidity.	NITROGEN—				Chlorine.	F. cell counts per cen.
					As ammonia.	By permanganate.	As nitrites.	As nitrates.		
Dug well, near stable	0 0	0	0	0 .004	.040	22.2	41.5	1.0		
Dug well, 20 feet deep	0 0	0	0	0 .000	.086	.002	0.12	7.5	0.1	
Dug well, 18 feet deep	0 0	0	0	0 .010	.080	.002	0.6	24.5	0.1	
Spring in cellar, about 15 feet from privy	0 0	0	0	0 .026	.092	.002	1.8	23.5	0.1	
Spring, 200 feet from privy	0 0	0	0	0 .002	.014	.002	2.2	2.0	1.0	
Driven well, 72 feet deep	0 0	0	0	0 .008	.020	.000	1.0	4.5	0.0	
Driven well, 170 feet deep	0 0	0	0	0 .002	.016	.002	3.2	17.5	1.0	
Driven well, 122 feet deep	0 0	0	0	0 .000	.068	.000	1.6	8.5	0.1	
Dug well, 18 feet deep	0 0	0	0	0 .030	.060	.000	6.0	70.0	0.1	
Dug well, 42 feet deep	0 0	0	0	0 .062	.054	.010	8.0	10.0	0.1	
Dug well	0 0	0	0	0 .066	.138	.024	16.0	92.0	1.0	
Dug well, 36 feet deep	0 0	0	0	0 .296	.224	.100	18.0	72.0	1.0	
Driven well	0 0	0	0	0 .013	.052	.008	4.8	7.5	0.0	
Driven well, 150 feet deep	0 0	0	0	0 .000	.056	.002	0.8	7.0	0.0	

Abbreviations used in describing odors of water:

v—vegetable.
ma—marshy.
mo—mouldy.
mu—musty.
w—woody.
p—peaty.
s—sewage.
ol—olly.
sp—sulphide.
o—offensive.
e—earthy.
sw—sweet.

TABLE H.—RESULTS OF ANALYSES OF SAMPLES OF WATER USED ON CREAMERY PREMISES—PARTS PER MILLION.

NO.	DATE.	LOCALITY.	DESCRIPTION OF SOURCE.	Color.	Odor, cold.	Odor, hot.	Turbidity.	NITROGEN—				Chlorine.	B. coli counts
								As ammonia.	By permanganate.	As nitrates.	As nitrites.		
B 4066	Sept. 25, 1907	CUMBERLAND CO.—	Driven well, 57 feet deep.	000	0	0	0	0.025	0.083	0.00	12.00	110.0	0.0
B 4067	" " 25	Bridgeton	Three driven wells, each 60 feet deep.	000	0	0	0	0.025	0.083	0.00	12.00	110.0	0.0
B 4068	Sept. 25, 1907	HUNTERDON CO.—	Driven well, 122 feet deep.	000	0	0	0	0.021	0.040	0.00	0.80	0.80	0.1
B 4069	" " 30	" " "	" " " " " "	000	0	0	0	0.022	0.048	0.00	0.80	38.5	1.0
B 4070	" " 30	" " "	" " " " " "	000	0	0	0	0.021	0.040	0.00	0.80	15.5	1.0
B 4071	" " 30	" " "	" " " " " "	000	0	0	0	0.021	0.040	0.00	0.80	15.5	1.0
B 1850	Aug. 13	Clinton	Driven well, 91 feet deep.	000	0	0	0	0.021	0.040	0.00	0.80	15.5	1.0
B 1851	Aug. 13	Phenington	Driven well, 100 feet deep.	000	0	0	0	0.021	0.040	0.00	0.80	15.5	1.0
B 4529	" " 30	Lebanon	Spring, from hills to creamery.	05-fishy	3-fishy	0	0	0.021	0.040	0.00	2.60	19.5	10.0
B 4012	Sept. 28	Locktown	Dug well, 35 feet deep.	000	0	0	0	0.022	0.044	0.00	2.60	4.5	10.0
B 4013	Sept. 28	" " "	" " " " " "	000	0	0	0	0.022	0.044	0.00	2.60	4.5	10.0
E 1725	Nov. 1, 1906	Sunnyside	Driven well, 100 feet from privy.	1-0	1-0	0	0	0.028	0.088	0.07	4.00	28.0	10.0
B 4527	Aug. 30, 1907	" " "	Driven well, 116 feet deep.	000	0	0	0	0.020	0.032	0.07	4.40	35.0	0.0
B 4088	Sept. 28, 1907	MERCER CO.—	Well, dug 85 feet, driven 15 feet.	000	0	0	0	0.001	0.032	0.00	1.50	2.8	0.1
B 4537	Sept. 18, 1907	ROANOK CO.—	Driven well, 150 feet deep.	000	0	0	0	0.030	0.090	0.01	0.80	87.0	0.0
B 4538	" " 18	Salom	Driven well, 150 feet deep.	000	0	0	0	0.030	0.090	0.01	0.80	87.0	0.0
B 4539	" " 18	Wood town	Driven well, 90 feet deep.	1000	0	0	0	0.011	0.032	0.00	0.08	6.5	0.0
E 1911	Aug. 16, 1907	SUSSEX CO.—	Spring in field, 700 feet from privy.	000	0	0	0	0.004	0.038	0.02	2.30	1.5	10.0
E 1911	Aug. 16	Balowie	Driven well, 40 feet deep.	000	0	0	0	0.001	0.018	0.02	0.40	2.5	0.0
E 1940	" " 16	Branchville	Dug well, 15 feet deep.	000	0	0	0	0.001	0.018	0.02	0.40	12.0	10.0
E 4889	Oct. 8	Clove	Spring, in creamery building.	01-peaty	2-peaty	0	0	0.006	0.078	0.02	2.32	3.0	10.0
E 1878	Aug. 8	Glendon	Rolling spring, boxed in.	01-musky	1-musky	0	0	0.004	0.070	0.01	0.80	5.0	0.1
E 1879	Aug. 8	Glendon	" " " " " "	000	0	0	0	0.004	0.070	0.01	0.80	5.0	0.1
E 1887	Aug. 20	Hamburg	Driven well, 100 feet deep.	000	0	0	0	0.008	0.088	0.02	2.60	7.5	10.0
E 1890	Aug. 22	Huntsville	Driven well, 78 feet deep.	000	0	0	0	0.002	0.088	0.02	0.64	6.5	0.0
E 1897	" " 16	Lanesville	Dug well, 22 feet deep.	000	0	0	0	0.025	0.070	0.06	0.80	4.0	10.0
E 1898	" " 16	McAfee	" " " " " "	000	0	0	0	0.025	0.070	0.06	0.80	4.0	10.0
E 4665	Sept. 19,	" " "	Said to be spring.	1-0	1-0	0	0	0.004	0.066	0.02	2.70	4.0	10.0

TABLE H.—RESULTS OF ANALYSES OF SAMPLES OF WATER USED ON CREAMERY PREMISES—PARTS PER MILLION—(Continued).

NO.	DATE.	LOCALITY.	DESCRIPTION OF SOURCE.	Color.	Odor, cold.	Odor, hot.	Turbidity.	NITROGEN—				Chlorine.	B. coli counts
								As ammonia.	By permanganate.	As nitrites.	As nitrates.		
A 7596	Aug. 22, 1907	SUSSEX CO. (Cont.)—	Driven well, 100 feet deep.	200	0	0	0	0.004	0.064	0.02	2.40	4.0	0.0
A 7596	" " 22	Monroe	Driven well, 90 feet deep.	301-illy	2-woody	0	0	0.008	0.041	0.02	0.80	2.8	0.0
B 1846	" " 21	Madison	Driven well, 100 feet deep.	000	0	0	0	0.011	0.075	0.02	0.80	2.5	10.0
B 1847	" " 21	Pikeville	Spring, 50 feet from privy.	000	0	0	0	0.011	0.075	0.02	0.80	2.5	10.0
B 4618	Oct. 9	Price's Crossing	Driven well, 161 feet deep.	000	0	0	0	0.006	0.062	0.02	2.00	4.5	0.1
B 4618	Oct. 9	" " "	Driven well, 161 feet deep.	01-woody	1-woody	0	0	0.000	0.028	0.003	5.20	9.6	10.0
E 1912	" " 15	Quarryville	Spring, half mile away, piped to creamery.	000	0	0	0	0.012	0.130	0.02	0.16	10.0	0.1
E 1913	" " 15	Crossing	Driven well, 100 feet deep.	000	0	0	0	0.012	0.130	0.02	0.16	10.0	0.1
E 1914	" " 15	Storkin	Several springs on mountain.	000	0	0	0	0.004	0.062	0.01	0.90	3.0	0.1
E 1915	" " 15	Storkin	Several springs on mountain.	000	0	0	0	0.004	0.062	0.01	0.90	3.0	0.1
B 4777	Oct. 9	Springs from loss brook	Spring, 100 feet from creamery.	1000	0	0	0	0.000	0.072	0.01	0.08	3.5	10.0
A 7599	Aug. 16, 1907	Sussex	Running spring, origin Carpenter's lake.	000	0	0	0	0.028	0.104	0.04	1.15	4.0	0.1
A 7599	Aug. 16	" " "	Spring along highway.	000	0	0	0	0.004	0.060	0.02	2.80	4.0	1.0
A 7598	" " 24	Lake Ruthertott	City supply.	000	0	0	0	0.012	0.041	0.02	0.90	1.9	1.0
E 1917	" " 16	Swartwood	Well, 100 feet deep.	000	0	0	0	0.018	0.065	0.00	0.90	2.5	0.0
E 1918	" " 16	Valley	Hill spring, one quarter mile from creamery.	000	0	0	0	0.018	0.065	0.00	0.90	2.5	0.0
E 1919	" " 21	Vermon	Hill spring, one quarter mile from creamery.	000	0	0	0	0.018	0.065	0.00	0.90	2.5	0.0
E 1954	" " 20	Warhorse	Spring, 100 feet from creamery.	000	0	0	0	0.004	0.060	0.02	2.80	2.0	10.0
E 1912	" " 15	Woodruff's Gap	Driven well, 85 feet deep.	01-musky	2-musky	0	0	0.008	0.090	0.01	0.08	2.0	10.0
E 1941	" " 15	" " "	" " " " " "	000	0	0	0	0.000	0.172	0.03	1.48	8.0	0.0
B 4776	Oct. 9, 1907	WARREN CO.—	Spring, 50 feet, in 800	000	0	0	0	0.000	0.016	0.02	0.80	4.0	0.0
B 1961	Aug. 22	Albany	Driving creamery building, boxed in.	000	0	0	0	0.004	0.130	0.02	2.00	6.5	0.0
E 1960	" " 22	" " "	Driving creamery building, boxed in.	000	0	0	0	0.004	0.130	0.02	2.00	6.5	0.0
E 1960	" " 22	Luckettsdow	Private supply.	000	0	0	0	0.004	0.130	0.02	0.92	2.0	0.0
E 1963	" " 22	Long Bridge	Spring, under creamery, boxed in.	000	0	0	0	0.004	0.062	0.02	0.88	2.5	0.1
B 4619	Oct. 9	Marboro	Spring, in cooling room.	000	0	0	0	0.004	0.060	0.01	0.80	1.5	0.0
B 4620	Oct. 9	" " "	Spring, in cooling room.	000	0	0	0	0.004	0.060	0.01	0.80	1.5	0.0
B 4990	Oct. 9	Marboro	Spring, coming from White lake.	000	0	0	0	0.004	0.060	0.01	0.80	1.5	0.0
E 1960	Aug. 21	Valley	Spring, boxed in.	10 1-peaty	2-peaty	0	0	0.000	0.089	0.02	0.90	4.0	10.0
E 1965	" " 22	Tranquility	Well, 100 feet, outside creamery.	000	0	0	0	0.001	0.112	0.02	1.68	4.0	0.0
E 1965	" " 22	" " "	Spring, 3 feet deep.	20 1-woody	2-woody	0	0	0.001	0.124	0.02	1.54	4.0	0.1
B 1967	" " 25	" " "	" " " " " "	000	0	0	0	0.001	0.128	0.02	0.68	1.5	0.1

TABLE I.—RESULTS OF ANALYSES OF SAMPLES OF WATER

NO.	DATE.	LOCALITY.	NAME OF PERSON OCCUPYING PREMISES.	DESCRIPTION OF SOURCE.						
				Color.	Odor, cold.	Odor, hot.	Turbidity.	NITROGEN—		
				As ammonia.	Ry permanganate.	As nitrates.	As nitrites.	As nitric acid.	Chlorine.	B. coli communitas per cen.
E 1730	Jan. 21, 1907.	Alvyn's pond.								
E 1600	" 2, "	Asbury Park, 10 Pine street.								
E 1604	July 22, "	" " 2 Sylvan avenue	John Richardson.							
E 1605	" 27, "	" " 129 Prospect street	D. E. Lewis.							
E 1778	Feb. 18, "	Belvidere	O. H. McMurtrie.							
B 4546	Sept. 10, "	Beverly, 18 Second street.								
E 1740	Feb. 1, "	Bloomfield, 16 Sycamore street.	Mrs. Mulligan.							
E 1741	" 1, "	" " 26 Vine street.	Henry Schuland.							
E 1746	" 18, "	" " "	Consolidated Fin. Co.							
E 1780	April 24, "	" " "	" " "							
E 2085	July 26, "	" " "	" " "							
E 1779	Mar. 11, "	17 Vine street	Thomas Dillon.							
E 1778	" 11, "	22 Hickory street	Mr. Hickey.							
E 1776	" 11, "	14 Vine street	B. Price.							
E 1777	May 8, "	James street.	Mrs. Brower.							
E 2022	July 12, "	" " "	" " "							
E 2021	" 12, "	Broad street.	Mr. Cohen.							
E 2094	Aug. 19, "	169 Spruce street.	" " "							
E 2096	" 21, "	378 Broad street.	Halliman Brothers.							
E 2097	Sept. 23, "	39 Mill street.	Michael Karenowski.							
E 1459	Jan. 2, "	Bordentown, 44 Spring street.	Fred. Egan.							
E 1774	April 15, "	Brainards.	Andrew Raisley.							
E 1488	" 9, "	Burlington.	" " "							
E 1788	" 24, "	" " "	Burlington Ice Co.							
B 4731	Oct. 5, "	" " 81 Walnut street.	Mr. McConnell.							
B 4506	July 15, "	Camden, 1829 South street.	" " "							
E 1493	April 27, "	Clifton, Simon's pond.	" " "							
E 1872	Mar. 21, "	" " "	" " "							
B 4582	Sept. 2, "	Dover, 23 Prospect street.	I. W. Condict.							
B 4994	Oct. 15, "	Elizabeth, 202 West Jersey street.	" " "							
E 1449	Dec. 7, 1906.	Fair Haven.	Mrs. Alfred Trafford.							
E 1987	Aug. 20, 1907.	Fairton.	Enos W. Lanning.							
B 4508	Oct. 17, "	Florence, Third street	Thomas Foulks.							
E 1646	Aug. 12, "	Freehold, 11-13 Conover street	Dominic Agabito.							
E 1645	Sept. 24, "	" " 20 Bowne avenue.	Walter White.							
E 1773	April 6, "	Hackensack, 241 Park street.	Patrick Baggett.							
E 1729	Jan. 21, "	Haledon, Bridge pond.	" " "							
E 1784	" 21, "	" " Haledon Ice Co.	Peter Hopper.							
E 1728	" 21, "	" " Henderson's pond.	Max Webers.							
E 1995	Aug. 13, "	Hopeville, Hart avenue.	A. S. Golden.							
E 1997	" 13, "	" " Model avenue.	" " "							
E 1996	" 13, "	" " Hart avenue.	Wm. E. Golden.							
B 4523	Sept. 4, "	Lambertville, Corvella street.	" " "							
B 4524	" 4, "	" " 113 Main street.	Mrs. Hart.							
B 4521	" 4, "	" " Swan street.	" " "							
B 4522	" 4, "	" " "	Mrs. Masterson.							
B 4552	" 4, "	" " 91 Swan street.	Wm. Mongan.							
B 4553	" 4, "	" " Swan street.	" " "							
E 1997	Oct. 18, "	Quarry street.	Mrs. Michael Carmody.							
B 4826	" 23, "	" " 65 Quarry street.	" " "							
B 4827	" 23, "	" " Franklin street.	James McElroy.							
E 1781	Mar. 4, "	Lawrence township.	Geo. R. Pierson.							
E 2080	May 27, "	Lebanon	H. D. Dickson.							
E 1874	Mar. 21, "	Little Falls, Highland lake.	" " "							
E 1727	Dec. 17, 1906.	Madison, 48 Central avenue.	" " "							
E 2057	Aug. 9, 1907.	" " 12 North street.	Mrs. Reeling.							
E 1988	" 9, "	" " 68 North street.	" " "							
B 4787	Oct. 9, "	Mercerville, Main street.	Dr. J. Pierepont.							
E 1497	May 25, "	Morristown, Race street.	Mrs. Allen Cole.							
E 1498	July 19, "	" " George street.	Wm. Lewis.							
E 1929	Aug. 13, "	Mount Holly, Water and Main streets.	Richard Lamp.							
B 4625	Oct. 3, "	New Brunswick, Baldwin & Remsen aves.	" " "							

TAKEN FROM PRIVATE SUPPLIES—PARTS PER MILLION.

DESCRIPTION OF SOURCE.	Color.	Odor, cold.	Odor, hot.	Turbidity.	NITROGEN—				Chlorine.	B. coli communitas per cen.
					As ammonia.	Ry permanganate.	As nitrites.	As nitric acid.		
Dug well, 18 feet deep	0	0			.102 .080 .004	1.00			5.5	1.0
Driven well, 20 feet deep	0	0			.010 .060 .008	18.40			63.0	0.1
Dug well, 20 feet	0	0			.124 .086 .001	.04			35.5	10.0
Cistern, 10 feet deep	0	0			1.62 .266 .060	13.20			34.0	0.0
Dug well, 20 feet deep	0	0			.000 .036 .000	0.40			2.5	0.0
Dug well, 20 feet deep	0	0	0-3 drain	50	1.146 .142 .030	52.00			179.0	1.0
Dug well, 24 feet deep	0	0			.004 .034 .001	18.00			38.0	10.0
Dug well, 16 feet deep	2-e				8.110 .180 .000	.00			9.0	1.0
Driven well, 180 feet deep	0	0	2-e		.008 .026 .008	2.40			13.0	1.0
Driven well, 180 feet deep	0	0			.000 .046 .001	2.00			15.0	1.0
Driven well, 180 feet deep	0	0			.000 .028 .001	1.80			13.0	10.0
Dug well, 40 feet deep	0	0			.022 .030 .000	16.00			39.0	0.0
Dug well, 18 feet deep	0	0			.006 .080 .001	3.60			17.5	0.0
Dug well, 40 feet deep	0	0			.014 .074 .001	16.00			30.0	0.1
Dug well, 20 feet deep	0	0			.000 .036 .002	12.00			10.0	10.0
Dug well, 20 feet deep	0	0			.004 .076 .000	14.00			9.0	0.0
Dug well, 20 feet deep, in yard	0	0	sl	0.00	.000 .118 .002	7.20			13.0	1.0
Dug well, 10 feet from rear of house	0	0			.008 .006 .002	.68			9.5	10.0
Driven well, 50 feet deep	0	0			.012 .068 .002	2.60			10.5	0.0
Driven well, 30 to 33 feet deep	60-3 sewage	0	5-sewage	70	.024 .018 .001	0.34			12.0	0.0
Dug well, 20 feet deep	0	0			.084 .156 .010	16.00			49.0	0.1
Driven well, 160 feet deep	0	0			.002 .036 .000	1.60			3.5	0.0
Pond	0	0			.222 .104 .107	.00			0.5	0.0
Well	0	0			.024 .018 .001	0.34			12.0	0.0
Dug well	01-sewage	2-sewage	0	5	.008 .110 .024	8.00			36.5	0.1
Pond	0	0			5.010 .520 .080	28.00			140.0	0.1
Pond	0	0			.064 .144 .030	1.60			12.5	0.1
Pond	1-w	1-w			.008 .088 .002	1.80			12.0	.00
Dug well, 33 feet deep	03-faecal	4-faecal	sl	0	.102 .076 .003	14.00			30.5	10.0
Dug well, 32 feet deep	01-sewage	2-sewage	0	0	.036 .052 .016	2.40			31.5	0.1
Well	0	0			.000 .046 .000	2.40			38.0	1.0
Dug well, 36 feet deep	0	0			.058 .116 .084	5.20			31.0	0.0
Dug well, 12 feet deep	0	0			.004 .044 .001	12.00			31.0	0.0
Dug well, 12 feet deep	0	0			.004 .004 .002	8.00			21.5	10.0
Dug well, 25 feet deep	0	0			.004 .044 .004	15.20			68.5	0.1
Dug well, 30 feet deep	0	0			.012 .148 .086	4.80			19.0	0.1
Pond, fed by brook and springs.	01-musty	3-musty	sl	0	.014 .020 .001	1.00			5.5	0.0
Pond	0	0			.024 .068 .000	0.28			4.0	1.0
New pond.	0	0			.030 .076 .000	0.24			4.0	1.0
Cistern, 8 feet deep	50-1-woody	1-woody	0	0	.016 .034 .001	1.80			7.5	1.0
Dug well, 12 feet deep	0	0			.080 .106 .003	1.40			4.5	0.1
Dug well, 14½ feet deep	0	0			.180 .176 .001	.08			2.0	0.1
Dug well, 15 feet deep	0	0			.012 .054 .004	6.40			11.5	0.1
Dug well, 15 feet deep	0	0			.000 .044 .005	8.00			34.5	10.0
J. Ely's spring	0	0			.000 .080 .006	.16			14.5	0.1
Cistern under shed kitchen	0	0			.006 .082 .002	2.80			5.5	0.0
Cistern beside the house	0	0			.130 .088 .080	.88			1.0	10.0
Driven well, 40 feet deep	0	0	10	0	.008 .026 .020	.88			1.5	1.0
Dug well, 25 feet deep	0	0			.000 .082 .002	5.60			13.5	0.0
Dug well, 30 feet deep	0	0			.004 .088 .002	.96			3.5	1.0
Dug well, 30 feet deep	01-woody	2-woody	0	0	.004 .086 .001	6.00			12.0	1.0
Dug well, 25 feet deep	0	0			.004 .166 .001	12.00			16.5	1.0
Well, connected with iron pump.	0	0			.004 .172 .040	34.00			23.0	0.1
Dug well, 20 feet deep	0	0			.022 .076 .003	3.00			55.0	0.0
Spring, 1 feet deep	0	0			.004 .034 .003	1.60			5.5	0.0
Dug well, 10 feet deep	2-woody	2-woody	0	0	.004 .034 .002	2.00			6.5	0.1
Ice pond (spring)	0	0			.058 .046 .002	0.16			3.0	.000
Dug well, 20 feet deep	0	0			.008 .036 .001	1.40			60.1	1.0
Dug well, 25 feet deep	0-1-v	1-v	0	0	.004 .088 .003	4.80			25.0	1.0
Dug well, 25 feet deep	01-marshy	1-marshy	0	0	.006 .098 .002	6.00			44.0	1.0
Dug well, 40 feet deep	0	0			.004 .048 .001	.80			2.5	1.0
Spring	0-1-v	1-v	0	0	.004 .082 .003	8.00			12.0	0.0
Dug well, 7½ feet deep	0-1-v	1-v	0	0	.004 .056 .002	8.00			45.0	1.0
Dug well, 15 feet deep	0	0			.001 .130 .007	19.20			49.0	0.1
Spring	0	0			.000 .118 .008	22.00			71.0	1.0

TABLE I.—RESULTS OF ANALYSES OF SAMPLES OF WATER

NO.	DATE.	LOCALITY.	NAME OF PERSON OCCUPYING PREMISES.	DESCRIPTION OF SOURCE.				NITROGEN—				Chlorine.	B. coli communis per cen.
				Color.	Odor, cold.	Odor, hot.	Turbidity.	As ammonia.	By permanganate.	As nitrates.	As nitrites.		
B 4624	Oct. 3, 1907.	New Brunswick, 138 Remsen avenue.	Mike Phillips.	0.0	0	0	0	.000	.102	.006	24.00	62.5	0.1
B 4647	" 3, "	Newport, Main street.	Benjamin Smith.	0.1	-drain	2-drain	s1	.000	.146	.004	2.60	97.0	1.0
E 1869	Mar. 21, "	North Paterson, ice pond, No. 1.	John Sauts.	0	0	0	0	.006	.074	.004	0.20	3.5	0.0
E 1573	" 21, "	"	"	0	0	0	0	.022	.064	.000	0.80	4.0	0.0
E 1873	" 14, "	North Plainfield, Johnson's drive.	Chas. C. Wheeler.	0	0	0	0	.006	.120	.000	0.90	47.0	0.0
E 1492	Apr. 26, "	Paterson.	D. Kubsten.	0	0	0	0	.002	.016	.003	2.40	8.5	0.0
E 1924	June 30, "	Paterson, jute mill	"	0.0	0	0	0	.008	.050	.002	4.80	28.0	0.0
E 4282	" 20, "	"	"	0.0	0	0	0	.010	.062	.002	4.80	28.0	0.0
B 4533	Sept. 6, "	Pedricktown.	P. P. Sullivan.	0.0	0	0	0	.004	.086	.040	3.60	20.0	0.1
B 4539	" 6, "	Perth Amboy, 40 Cortland street.	Joseph Kish.	0.1-v	1-v	1-v	s1	.280	.134	.014	.48	5.0	0.1
B 4589	" 6, "	" 76 Cortland street.	John Zarnab.	0.0	0	0	0	.044	.096	.012	2.96	40.5	1.0
B 4588	" 6, "	" 188 High street.	Charles K. Seaman.	0.0	0	0	0	.000	.082	.001	6.0	3.0	0.0
E 1859	Feb. 8, "	Plainfield, Valley and Clinton avenues.	J. B. Lawrence.	0	0	0	0	.004	.028	.002	2.80	700.0	0.0
E 1882	Apr. 9, "	" 30 Bank place.	B. F. Snyder.	0	0	0	0	.002	.084	.004	0.80	19.0	0.0
E 1891	" 22, "	" 1438 West Front street.	Miss K. Brown.	0	0	0	0	.058	.024	.024	0.80	6.0	10.0
E 1794	May 8, "	" 1227 West 6th street.	C. J. Stace.	0	0	0	0	.000	.024	.022	8.00	20.5	1.0
E 1797	" 27, "	" 301 West 3d street.	C. W. Speicer.	0.0	0	0	0	.002	.054	.001	.08	4.0	0.0
E 1916	June 26, "	" 828 Sherman avenue.	Chas. W. Leveridge.	0.0	0	0	0	.002	.048	.001	.16	5.0	0.0
E 1798	July 16, "	Sherman avenue.	W. T. Kirk.	0.0	0	0	0	.004	.072	.002	.82	37.0	1.0
B 4984	Sept. 21, "	Point Pleasant, Forman avenue.	Electric Light Company.	0.0	0	0	0	1.000	.110	.002	2.80	32.0	0.0
B 4981	" 21, "	"	"	0.0	0	0	s1	.010	.076	.008	2.00	39.8	0.0
B 4982	" 21, "	" North Atlantic avenue.	"	0.0	0	0	0	.286	.054	.001	.00	1.0	0.0
B 4983	" 21, "	"	"	0.0	0	0	0	.012	.110	.005	8.80	49.0	0.0
B 4979	" 21, "	" Bay avenue.	"	40.0	0	0	10	.070	.128	.022	0.40	5.5	1.0
E 1619	Jan. 8, "	Peetsburg, Merster's pond.	J. J. Lynch & Livingston.	0	0	0	0	.006	.086	.007	20.00	67.8	0.1
E 1451	Nov. 15, 1906.	Rahway, Bridge street.	Van Cleef property.	0	0	0	0	.006	.164	.006	2.80	96.5	*
E 1450	" 15, "	"	"	2-0	0	0	0	.604	.134	.002	.08	13.5	10.0
E 1788	Mar. 5, 1907.	"	"	0	0	0	0	.014	.022	.001	11.20	30.5	0.0
E 1490	Apr. 28, "	"	"	0.1-sewage	1-sewage	1-sewage	s1	.012	.074	.004	10.00	4.3	0.1
E 1976	Aug. 6, "	Riverton.	Thomas Fracey.	0	0	0	0	.670	.061	.000	28.00	45.5	0.0
E 2032	June 4, "	Robbinsville.	Chas. F. Walker.	0	0	0	0	.024	.016	.003	2.00	5.5	10.0
B 4753	Sept. 23, "	Rosdale.	Samuel Davis.	0	0	0	0	.384	.200	.003	0.16	7.5	10.0
E 1732	Jan. 21, "	Suddie River.	"	0	0	0	0	.168	.192	.003	0.28	5.5	10.0
E 1785	" 21, "	"	J. C. Van Sauer.	0.1-sewage	1-sewage	1-sewage	0	.050	.076	.006	22.50	112.0	0.1
E 2063	July 31, "	Salem, 375 Broadway	"	0.1-woody	2-woody	2-woody	0	.000	.020	.002	10.00	27.5	1.0
B 4000	Oct. 22, "	Smithville.	"	20.2-musty	4-musty	4-musty	20	.000	.048	.007	10.00	20.5	0.1
E 1787	Jan. 21, "	Tenafly, Highwood avenue.	Patrick Kelleher.	0	0	0	0	.038	.092	.003	0.80	5.0	1.0
E 1452	Nov. 9, 1906.	Trenton, 446-148 Woodland street.	Mrs. Stone and Mrs. Watson.	0	2-marshy	2-marshy	0	.008	.148	.050	2.00	19.0	0.1
E 1458	" 14, "	" Trenton abattoir.	"	0	0	0	0	.002	.048	.002	14.00	29.0	1.0
E 1480	Mar. 7, 1907.	"	"	0	0	0	0	.000	.001	.001	2.00	5.0	0.0
E 1750	" 22, "	Walter automobile works.	"	0	0	0	0	.002	.020	.003	8.20	10.5	10.0
E 2034	June 7, "	829 Anderson street.	"	0-v	1-v	1-v	s1	.016	.092	.008	16.00	46.0	0.0
E 2071	Aug. 9, "	1500 Indiana avenue.	Anthony Borsky.	0	0	0	0	.036	.070	.002	5.20	10.8	0.1
E 2072	" 6, "	Scott road and Pennington ave.	Wallace Lanning.	0.3-putrid	5-putrid	5-putrid	0	.118	.050	.012	1.60	29.0	10.0
E 2074	" 8, "	27 Bond street.	Mrs. Anna Webb.	0	0	0	s1	.080	.128	.080	44.00	186.5	0.1
B 4595	Sept. 5, "	364 Talbot street.	"	0.1-drain	2-drain	2-drain	0	.880	.048	.056	20.80	33.5	1.0
E 1493	Oct. 13, "	Washington's Crossing.	"	0	0	0	0	.000	.028	.002	1.40	6.0	0.1
B 4779	" 11, "	West Long Branch.	G. F. Van Hull.	0	0	0	0	.000	.048	.000	2.40	14.0	10.0
E 1862	Nov. 15, 1906.	Woodstown, 28 East avenue.	Wm. Beale.	5-0	5-0	5-0	0	.004	.114	.000	0.00	17.5	1.0
E 1871	Mar. 21, 1907.	"	Mr. Davis.	0	0	0	0	.000	.080	.003	2.80	9.0	0.0

TAKEN FROM PRIVATE SUPPLIES—PARTS PER MILLION—(Continued).

Color.	Odor, cold.	Odor, hot.	Turbidity.	NITROGEN—				Chlorine.	B. coli communis per cen.
				As ammonia.	By permanganate.	As nitrates.	As nitrites.		
0.0	0	0	0	.000	.102	.006	24.00	62.5	0.1
0.1	-drain	2-drain	s1	.000	.146	.004	2.60	97.0	1.0
0	0	0	0	.006	.074	.004	0.20	3.5	0.0
0	0	0	0	.022	.064	.000	0.80	4.0	0.0
0	0	0	0	.006	.120	.000	0.90	47.0	0.0
0	0	0	0	.002	.016	.003	2.40	8.5	0.0
0.0	0	0	0	.008	.050	.002	4.80	28.0	0.0
0.0	0	0	0	.010	.062	.002	4.80	28.0	0.0
0.0	0	0	0	.004	.086	.040	3.60	20.0	0.1
0.1-v	1-v	1-v	s1	.280	.134	.014	.48	5.0	0.1
0.0	0	0	0	.044	.096	.012	2.96	40.5	1.0
0.0	0	0	0	.000	.082	.001	6.0	3.0	0.0
0	0	0	0	.004	.028	.002	2.80	700.0	0.0
0	0	0	0	.002	.084	.004	0.80	19.0	0.0
0	0	0	0	.058	.024	.024	0.80	6.0	10.0
0	0	0	0	.000	.024	.022	8.00	20.5	1.0
0.0	0	0	0	.002	.054	.001	.08	4.0	0.0
0.0	0	0	0	.002	.048	.001	.16	5.0	0.0
0.0	0	0	0	.004	.072	.002	.82	37.0	1.0
0.0	0	0	0	1.000	.110	.002	2.80	32.0	0.0
0.0	0	0	0	.010	.076	.008	2.00	39.8	0.0
0.0	0	0	0	.286	.054	.001	.00	1.0	0.0
0.0	0	0	0	.012	.110	.005	8.80	49.0	0.0
40.0	0	0	10	.070	.128	.022	0.40	5.5	1.0
0	0	0	0	.006	.086	.007	20.00	67.8	0.1
0	0	0	0	.006	.164	.006	2.80	96.5	*
2-0	0	0	0	.604	.134	.002	.08	13.5	10.0
0	0	0	0	.014	.022	.001	11.20	30.5	0.0
0.1-sewage	1-sewage	1-sewage	s1	.012	.074	.004	10.00	4.3	0.1
0	0	0	0	.670	.061	.000	28.00	45.5	0.0
0	0	0	0	.024	.016	.003	2.00	5.5	10.0
0	0	0	0	.384	.200	.003	0.16	7.5	10.0
0	0	0	0	.168	.192	.003	0.28	5.5	10.0
0.1-sewage	1-sewage	1-sewage	0	.050	.076	.006	22.50	112.0	0.1
0.1-woody	2-woody	2-woody	0	.000	.020	.002	10.00	27.5	1.0
20.2-musty	4-musty	4-musty	20	.000	.048	.007	10.00	20.5	0.1
0	0	0	0	.038	.092	.003	0.80	5.0	1.0
0	2-marshy	2-marshy	0	.008	.148	.050	2.00	19.0	0.1
0	0	0	0	.002	.048	.002	14.00	29.0	1.0
0	0	0	0	.000	.001	.001	2.00	5.0	0.0
0	0	0	0	.002	.020	.003	8.20	10.5	10.0
0-v	1-v	1-v	s1	.016	.092	.008	16.00	46.0	0.0
0.3-putrid	5-putrid	5-putrid	0	.118	.050	.012	1.60	29.0	10.0
0	0	0	s1	.080	.128	.080	44.00	186.5	0.1
0.1-drain	2-drain	2-drain	0	.880	.048	.056	20.80	33.5	1.0
0	0	0	0	.000	.028	.002	1.40	6.0	0.1
0	0	0	0	.000	.048	.000	2.40	14.0	10.0
5-0	5-0	5-0	0	.004	.114	.000	0.00	17.5	1.0
0	0	0	0	.000	.080	.003	2.80	9.0	0.0

* Doubtful.

TABLE J.—RESULTS OF ANALYSES OF SAMPLES OF WATER

NO.	DATE.	LOCALITY.	NAME OF INSTITUTION.	DESCRIPTION OF SOURCE.
E 2052	July 19, 1907	Bordentown	Colored Indust School	Dug well, 35 feet deep
E 2061	Aug. 6	"	County Farm	Well
E 1448	Nov. 18, 1906	Hawthorne	Public School No. 1	Well
E 2062	July 31, 1907	Hopewell	St. Michael's Orphan Asylum	Driven well, 400 feet deep.
E 1925	Aug. 4	"	St. Michael's Orphan Asylum	Driven well, 400 feet deep.
E 1926	" 4	"	St. Michael's Orphan Asylum	Spring in orchard.
E 1984	" 9	Morris Plains	State Hospital	Tap in kitchen
E 1982	" 9	"	"	Reservoir and ice pond
E 2036	" 9	"	"	Garden reservoir
E 1985	" 9	"	"	Ice pond
B 4780	Oct. 21	Neptune Twp	Summerfield School	Dug well, 30 feet deep
B 4781	" 21	"	Whitesville School	Dug well, 30 feet deep
E 1784	Mar. 15	Norwood	Public School	Driven well, 100 feet deep.
E 1745	Dec. 24, 1906	Shrewsbury	"	Well
E 1870	Apr. 19, 1907	Trenton	State Hospital	Well
E 2046	June 12	"	"	Spring, 20 feet deep.
E 2047	" 12	"	"	Driven well, 200 feet deep.
E 2049	" 12	"	"	Driven well, 200 feet deep.
E 2018	July 9	"	"	Spring
E 2014	" 9	"	"	Driven well No. 1
E 2015	" 9	"	"	Driven well No. 3
E 2016	" 9	"	"	Faucet in kitchen
E 2089	" 10	"	"	Spring at miller's house
E 2019	" 12	"	"	Springs at Country Club
E 2020	" 12	"	"	"
E 2091	" 17	"	"	Hot water faucet
E 2053	" 27	"	"	Spring
E 2055	" 30	"	"	Hot water faucet
E 2056	" 30	"	"	Spring
E 2076	" 30	"	"	Tap in kitchen
E 2077	" 30	"	"	Well No. 3
E 2073	" 30	"	"	Well No. 1
E 2083	" 30	"	"	Well No. 2
E 2069	Aug. 2	"	"	Spring
E 2071	" 5	"	"	"
E 2072	" 6	"	"	"
E 1986	" 9	"	"	"
E 1999	" 20	"	"	Cold water faucet
B 4596	Sept. 7	"	"	Spring, on W. State street.
D 8091	Nov. 5, 1906	Lyons Farms	Lehigh Valley R. R. Station.	Well, 75 feet from vault

FROM CERTAIN PUBLIC INSTITUTIONS—PARTS PER MILLION.

Color.	Odor, cold.	Odor, hot.	Turbidity.	Total solids.	Loss on ignition.	Mineral residue.	NITROGEN—				Chlorine.	Alkalinity.	Iron.	B. coli communi per cent.	Appearance on ignition.	
							As ammonia.	By permanganate.	As nitrates.	As nitrites.*						
0.0	0	0	0				.004	.060	.009	8.00	44.0					
0.0	0	0	0				.050	.100	.012	4.16	13.0					
0.0	0	0	0				.000	.040	.003	1.40	7.0					Doubtful
0.0	0	0	0				.000	.046	.002	2.20	4.5					1.0
0.0	0	0	0				.000	.034	.004	2.20	2.0					1.0
0.1-musty	1-musty	s1					.000	.000	.003	0.36	4.0					0.1
0.0	0	0	51	21	30		.000	.058	.004	0.20	3.0	24.0				1.0
0.2-marshy	3-marshy	0					.003	.100	.009	0.72	5.0					1.0
0.1-marshy	2-marshy	0	54	18	36		.004	.082	.004	0.28	3.5	22.0	0.0			10.0
0.1-musty	1-musty	0	66	27	39		.000	.116	.004	0.88	4.0	25.0	0.0			1.0
0.1-woody	3-woody	s1					.004	.036	.002	0.00	22.0					0.0
0.2-sewage	4-sewage	40					.000	.020	.000	0.60	16.5					0.0
0.0	0	0					.000	.046	.000	0.40	5.5					0.0
0.0	0	0					.038	.002	.004	0.04	12.0					0.1
0.0	0	0					.000	.016	.002	1.00	7.5					10.0
0.0	0	0	110	38	72		.004	.020	.001	1.60	5.2	45.0	0.4			1.0
0.0	0	0	101	37	64		.000	.010	.000	1.20	5.4	35.0	0.2			0.0
0.0	0	0	123	51	72		.000	.008	.002	2.40	6.2	29.0	1.3			0.0
0.0	0	0	83	29	62		.006	.040	.003	2.40	5.0	41.0	0.1			10.0
0.0	0	0	97	30	67		.006	.024	.002	2.00	7.0	39.0	0.0			10.0
0.0	0	0	96	33	63		.006	.030	.002	2.60	5.5	27.0	0.6			10.0
0.0	0	0	105	37	68		.006	.018	.002	2.20	3.5	36.0	0.8			0.0
0.0	0	0					.014	.038	.002	5.20	6.0					1.0
0.0	0	0					.004	.046	.002	2.60	5.0					0.0
0.0	0	0					.006	.004	.001	1.76	5.5					0.0
0.0	0	0					.004	.032	.001	1.80	8.0					0.0
0.0	0	0					.023	.092	.004	2.40	8.0					0.1
0.1-marshy	1-marshy	0					.004	.012	.002	0.88	7.0					0.0
0.0	0	0					.028	.118	.009	2.20	8.5					0.001
0.0	0	0					.000	.022	.002	1.40	7.0					0.0
0.0	0	0					.000	.012	.004	1.80	5.0					0.0
0.0	0	0					.000	.042	.001	2.20	6.5					0.0
0.0	0	0					.004	.012	.001	0.88	4.5					0.0
0.1-marshy	1-marshy	0					.160	.096	.080	0.40	11.5					0.001
0.1-woody	1-woody	s1					.096	.080	.009	2.20	7.5					0.01
0.1-marshy	1-marshy	0					.072	.062	.016	2.00	6.5					0.001
0.1-marshy	1-marshy	0					.070	.108	.016	2.40	6.5					1.0
0.0	0	0					.008	.050	.002	1.80	7.0					0.0
0.0	0	0					.004	.022	.002	0.00	5.5					10.0
0.0	0	0					.116	.028	.030	2.80	43.0					1.0

TABLE K.—MISCELLANEOUS ANALYSES—(SEWAGE).

NO.	DATE.	LOCALITY.	Color.	Odor, cold.		Odor, hot.		Turbidity.	Total solids.	Loss on ignition.	Mineral residue.	NITROGEN—					B. coli counts per cem.	Appearance on ignition.	
				3-sewage	0	3-sewage	2-sewage					As ammonia.	By permanganate.	As nitrates.	As nitrites.	As nitrates.			Chlorine.
E2002	June 22, 1907	Essex Falls.	180	0	0	3-sewage	5-sewage	0	1881			9.480	1.760	.002	.090	42.0	9.0	1-50	Much blackening.
E2004	" 22, "	"										.852	.068	.026	2.200	9.0	1-50		
E2007	" 27, "	Puckemin.	180	putrid					1881	207	1555					574.0			

Sample E 2002 is a mixture of spring water and water from primary contact beds. It has run over a series of steps for aeration.

Sample E 2004 is the effluent from the upper bed of sand filter after passing through septic tank, contact bed and sand filter.

Sample E 2007 is the effluent from dye vats and waste fluids from washing wool.

EXAMINATION OF FOOD AND DRUGS.

These examinations have been conducted along lines laid down in previous reports. When the new food law goes into effect on October 1st, 1908, a considerable change will be made in the character of the analyses performed, as the provisions of the new act differ materially from those of the one now in force. Table L, which follows, shows the number of specimens of each class which have been examined during the year.

TABLE L.—SHOWING THE NUMBER OF SPECIMENS EXAMINED DURING THE YEAR ENDING OCTOBER 31ST, 1907.

ARTICLE.	Above standard.	Below standard.	Total.
Milk	2,167	508	2,675
Cream	150	13	163
Foods other than milk	592	175	767
Drugs	294	367	571
Kerosene	63	6	69
Water			549
Totals	3,176	1,069	4,794

Table M gives certain details regarding the results of analyses of samples of milk and cream which have been found to be below the legal standard. An inspection of the table shows that the number of samples containing preservatives is small, and that apparently the only preservative in use at this time is formaldehyde. With seven exceptions, all the samples containing formaldehyde were obtained from one corporation. The number of samples in which added water could be alleged is greater than that found last year. As the methods at present available for the detection of added water cannot usually be relied upon to show its presence with certainty when the amount added is less than ten per cent., it may safely be assumed that a much larger proportion of the samples than that given in the table contained added water. More extended experience with the workings of that provision of the act which enables a milk dealer who sells milk below the legal standard with respect to solids to escape with a penalty of fifteen dollars has confirmed the opinion stated in the report of 1906, that the penalty is too small to deter dishonest dealers from tampering with their milk.

TABLE M.—SAMPLES OF MILK AND CREAM NOT CONFORMING TO LEGAL STANDARD.

Total number of samples varying from the legal standard	521
Below 12 per cent. total solids	458
Watered (refractometer reading below 30° @ 20° C.)	106
Containing formaldehyde	21
Containing aniline dye	2
Containing viscogen (cream)	2

Table N shows the kind and number of foods other than milk examined, and Table O the kind and number of drugs.

TABLE N.—FOODS OTHER THAN MILK.

ARTICLE.	Above standard.	Below standard.	Total.	Percentage of adulteration.
Butter.....	109	65	174	37.3
Catsup.....	22	2	24	8.3
Cheese.....	17	10	27	37.0
Chocolate, milk.....	2	2	2	0.0
Chocolate, sweet.....	1	1	1	0.0
Cocoa.....	13	13	13	0.0
Coffee.....	5	5	5	0.0
Extract of lemon.....	11	9	20	45.0
Extract of vanilla.....	49	5	54	9.2
Ginger.....	1	1	1	0.0
Honey.....	11	11	11	0.0
Jam.....	10	3	13	23.0
Jelly.....	11	2	13	15.3
Lard.....	50	3	53	5.6
Licorice candy.....	1	1	1	0.0
Molasses.....	70	4	74	5.4
Mustard.....	2	2	2	0.0
Oleomargarine.....	13	5	18	27.7
Olive oil.....	41	3	44	6.8
Pepper.....	3	3	3	0.0
Sausage.....	2	2	2	0.0
Strawberries.....	1	1	1	0.0
Syrup.....	5	5	5	0.0
Vinegar.....	1	1	1	100.0
Vinegar, cider.....	132	61	193	31.6
Vinegar, malt.....	1	1	1	100.0
Vinegar, syrup.....	1	1	1	0.0
Vinegar, white.....	9	1	10	10.0
Total.....	592	175	767	22.8

TABLE O.—DRUGS.

ARTICLE.	Above standard.	Below standard.	Total.	Percentage of adulteration.
Aether.....	4	4	4	0.0
Aqua hydrogenii dioxi.....	5	3	8	37.5
Ferrum reductum.....	3	8	11	72.7
Jalapa.....	4	8	12	66.6
Linimentum camphoræ.....	15	19	34	55.8
Oleum amygdalæ amara.....	6	6	6	0.0
Oleum lini.....	14	14	14	0.0
Oleum morrhua.....	19	19	19	0.0
Potassii bitartras.....	23	23	23	0.0
Sodii boras.....	14	14	14	0.0
Spiritus camphoræ.....	12	24	36	66.6
Tinctura aconiti.....	2	2	2	100.0
Tinctura belladonna.....	3	8	11	72.7
Tinctura cinchona.....	5	6	11	54.5
Tinctura iodi.....	62	249	311	80.0
Tinctura nucis vomica.....	1	7	8	87.5
Tinctura opii.....	2	33	35	94.2
(Embalming fluid).....	12	12	12	0.0
Total.....	204	367	571	64.2

During the year a large number of analyses were made of tincture of iodine with the idea in view that the results would serve, in a measure at least, to form some idea of the care used by druggists in preparing drugs of this sort. Tincture of iodine is almost invariably prepared by the druggist himself, and is a preparation which is very easy to make correctly. The materials which enter into its composition are readily obtained in a state of satisfactory purity, and the finished preparation, when made according to the formula given in the Pharmacopœia of 1900, is staple for a considerable length of time. Table P, which follows, gives the results of these analyses in some detail:

TABLE P.—RESULTS OF ANALYSES OF SAMPLES OF TINCTURE OF IODINE.

Number of samples of tincture of iodine examined.....	311
Number below the legal standard.....	249
Number above the legal standard.....	62
Number containing no potassium iodide.....	69
Number containing less than 3 gm. of potassium iodide in 100 ccm.....	20
Number containing between 3 and 4 gm. of potassium iodide in 100 ccm.....	18
Number containing between 4 and 5 gm. of potassium iodide in 100 ccm.....	118
Number containing between 5 and 6 gm. of potassium iodide in 100 ccm.....	78
Number containing between 6 and 7 gm. of potassium iodide in 100 ccm.....	4
Number containing between 7 and 8 gm. of potassium iodide in 100 ccm.....	2
Number containing over 8 gm. of potassium iodide in 100 ccm.....	2
Number containing below 4 gm. of iodine in 100 ccm.....	13
Number containing between 4 and 5 gm. of iodine in 100 ccm.....	22
Number containing between 5 and 6 gm. of iodine in 100 ccm.....	55
Number containing between 6 and 7 gm. of iodine in 100 ccm.....	125
Number containing between 7 and 8 gm. of iodine in 100 ccm.....	74
Number containing over 8 gm. of iodine in 100 ccm.....	22

An inspection of the table shows that sixty-nine samples, or 22.2 per cent. of the samples, contained no potassium iodide, which means that the druggists making them are still using the Pharmacopœia of 1890, although the revision of 1900 has been in effect about two years. No explanation except gross carelessness can be made to account for the very wide divergence of a large number of the samples from the required amounts of iodine and potassium iodide. Experiments made in this laboratory show that a tincture made of good materials and with ordinary care such as should reasonably be expected of the average drug clerk, should not deviate more than 0.25 gm. per 100 cc. in either direction with respect to potassium iodide, and the amount of iodine should not be more than 0.1 gram per 100 cc. greater than the amount required by the Pharmacopœia nor more than 0.4 gram per 100 cc. less. That is, a finished tincture containing from 4.75 to 5.25 gm. of potassium iodide per 100 cc. and from 6.50 to 7.00 gm. of iodine may be regarded as a satisfactory approximation to the theoretical tincture. Calculating the results of the analyses made during the year on this basis, it has been found that sixty-two samples, or 19.9 per cent. of the total number, come within these requirements. If the permissible deviation from the standard be doubled in each case, an allowance which is certainly too great, the number falling within the limits is 107, or 34.4 per cent. of the total number.

Report of State Sanitary Examiners.

BY A. C. HUNT, M.D.

To the Board of Health of the State of New Jersey:

GENTLEMEN—The annual report of the State board of health for 1906 contains a statement as to the examinations of applicants for licenses as health officers and inspectors, which were held prior to December 5th, 1906. On December 5th, 1906, thirty-three applicants were examined and of this number the committee recommended that ten licenses be issued to health officers, eight to inspectors of the first class and three to plumbing inspectors. A special examination of applicants for license as meat inspectors was held December 17th, 1906. Two applicants were examined and the issue of one license was recommended. At the examination held June 5th, 1907, twenty-six applicants were examined. The committee recommended that licenses be issued to one health officer, six inspectors of the first class, one inspector of the third class and two plumbing inspectors.

The following table shows the total number of persons examined to November 1st, 1907, and the total number of licenses issued:

Date of examination.	Number of applicants.	Licenses recommended.	Date of examination.	Number of applicants.	Licenses recommended.
June, 1904..	10	5	Mar., 1906..	2	1
Dec., " ..	25	17	June, " ..	31	20
June, 1905..	33	19	Dec., " ..	35	22
Dec., " ..	29	15	June, 1907..	26	10
			Total....	184	109

Excerpts from the Annual Reports of Local Boards of Health

FOR THE YEAR ENDING OCTOBER 31, 1907.

Asbury Park.—The health officer, Mr. B. H. Obert, writes as follows:

The personnel of the board was changed January 1st, 1907, the term of Mr. Randolph Ross having expired, and, he refusing a reappointment, Mr. William C. Weeden was appointed as his successor.

The following preamble and resolutions were adopted by the board showing their esteem for his long and faithful service:

WHEREAS, The term of service of Mr. Randolph Ross, as a member of the board of health of Asbury Park, having expired January 1st, 1907, he having been identified with the board since January 4th, 1882, having served as secretary, registrar of vital statistics, treasurer and member, the board wishes to place on record an expression of the high esteem in which Mr. Ross has been held by this board during his long term of service; therefore, be it

Resolved, That we hereby testify to Mr. Ross' unwavering integrity, his devotion to the sanitary advancement of the city, and his wise official application of the principles of municipal hygiene in the conduct of the public affairs of the city.

Resolved, That we regret the loss to the city of Asbury Park of the services of Mr. Ross, as a member of the board of health, and we sincerely desire his future happiness and prosperity.

The total number of deaths in Asbury Park for year ending October 1st, 1907, was 141, 114 among the resident and twenty-seven among the non-resident population. The resident population, according to the police census of 1907, was 9,604, showing a death-rate among the resident population of 11.87 per 1,000.

In the annexed district (annexed to Asbury Park May 15th, 1906), which district is in a primitive sanitary state, containing about 450 acres and a population of approximately 5,000, there were eighty-one deaths. In the old district of Asbury Park but thirty-three deaths occurred among the resident population, which number is about normal for several years past.

TABLE SHOWING THE NUMBER OF DEATHS OCCURRING IN ASBURY PARK AMONG THE RESIDENT AND NON-RESIDENT POPULATION EACH YEAR, 1881 EXCEPTED, FOR THE PAST TWENTY-EIGHT YEARS.

YEAR.	Resident population.†	DEATHS.			Resident death-rate per 1,000 population.
		Resident.	Non-resident.	Total.	
1880	1,640	19	13	32	11.58
1881	1,784	30	18	48	16.81
1882	1,836	18	12	30	9.69
1883	1,928	24	15	39	12.44
1884	2,000	20	14	34	10.00
1885	2,125	21	23	44	9.88
1886	2,260	20	20	40	8.88
1887	2,373	16	18	34	6.13
1888	2,500	28	28	56	11.20
1889	2,625	32	39	71	12.19
1890	2,750	34	28	62	13.33
1891	2,875	35	24	59	12.17
1892	3,000	30	19	49	10.00
1893	3,380	40	21	61	11.86
1894	3,761	30	17	47	10.36
1895	3,838	34	25	59	8.85
1896	3,916	43	19	62	10.98
1897	3,993	28	13	41	7.01
1898	4,071	37	22	59	9.08
1899	4,148	36	22	58	8.67
1900	4,223	37	21	58	8.76
1901	4,298	32	19	51	7.44
1902	4,374	36	13	49	8.22
1903	4,450	47	12	59	10.55
1904	4,526	46	25	71	5.75
1905	4,602	46	25	71	10.00
1906	4,678	46	25	71	10.00
1907	4,610	114	27	141	11.87

* Does not include district newly annexed.

† Resident population estimated except for years 1880, 1895, 1900, 1905 and 1907.

TABLE SHOWING AGES AT DEATH FOR YEAR ENDING OCTOBER 1ST, 1907.

AGES.	Males.	Females.	Total.
Under one year	20	16	36
1 to 2 years	2	1	3
2 to 5 years	3	1	4
5 to 10 years	3	3	6
10 to 20 years	3	3	6
20 to 30 years	3	2	5
30 to 40 years	3	9	12
40 to 50 years	5	8	13
50 to 60 years	10	8	18
60 to 70 years	10	13	23
70 to 80 years	7	6	13
80 to 90 years	1	6	7
90 to 100 years	1	1	2
100 to 110 years	1	1	2
Totals	65	75	140

TABLE SHOWING MARRIAGES, BIRTHS AND STILL BIRTHS FOR THE PAST EIGHTEEN YEARS.

YEARS.	Resident population.*	Marriages.	Births.	Still births.
1890	2,625	65	32	1
1891	2,750	45	49	1
1892	2,875	48	46	2
1893	3,000	50	53	1
1894	3,380	47	45	1
1895	3,761	61	51	3
1896	3,838	44	37	1
1897	3,916	82	51	2
1898	3,993	45	46	1
1899	4,071	55	39	1
1900	4,148	45	34	2
1901	4,225	55	33	2
1902	4,302	58	45	2
1903	4,379	60	34	2
1904	4,456	54	27	3
1905	4,526	61	29	2
1906	4,644	76	82	3
1907	4,604	98	159	15

* Estimated except for census years.

Nineteen cases of infectious diseases have been reported to the board of health during the year as follows: Diphtheria, 4; scarlet fever, 7; Typhoid fever, 5; measles, 3.

DIPHTHERIA.

Cases Nos. 1 and 2 occurred January 2d and 8th respectively, and were confirmed by culture specimens sent to the State laboratory. The sources of infection were not learned. Case No. 3, occurred February 1st, an adult. Two specimens were sent from this case to the laboratory which failed to confirm the clinical diagnosis. Case No. 4, a young lady fifteen years of age, occurred August 4th. The patient came to Asbury Park from Washington, D. C., and had been here but four days when attacked with the disease.

SCARLET FEVER.

Case No. 1, a child three years of age, occurred November 21st, 1906. The source of infection was evidently in Englishtown, N. J., where the child has been visiting, and it was reported cases of said disease existed in that vicinity. The date of attack of said disease was four days after returning to Asbury Park. Cases Nos. 2 and 3, children six and seven years of age respectively, occurred March 24th, in different families. The sources of infection were not learned. Case No. 4, mother of case No. 3, occurred April 1st, and was undoubtedly contracted while acting as nurse for her child. Case No. 5, a child eight years of age, an Assyrian, occurred August 15th. The source of infection was not learned. Cases Nos. 6 and 7, children five and nine years of age respectively, occurred September 16th. The patients had just returned to Asbury Park from Indiana, and had been here but five days preceding the attack.

TYPHOID FEVER.

The first case of typhoid fever, an adult twenty-four years of age, occurred October 9th, 1906. The patient had been employed as brakeman on a freight train on the Central Railroad of New Jersey, and only visited Asbury Park occasionally. Case No. 2, a colored girl eighteen years of age, occurred November 21st. The source of infection was not learned. Cases 3 and 4, father and daughter, ages thirty-five and eleven years respectively, occurred June 23d, and were confirmed by specimens of blood sent to the State laboratory. The disease in these cases was undoubtedly contracted in Paterson, N. J., where the patients had visited a family in which the disease existed. Case No. 5, a child twelve years of age, occurred August 13th. The source of infection was not learned.

MEASLES.

Case No. 1, occurred June 7th, a child two years of age, in a family of Italians who had recently arrived in this country. Case No. 2, a child seven years of age, occurred June 20th. The source of infection was not learned.

TABLE SHOWING THE NUMBER OF REPORTED CASES OF INFECTIOUS DISEASES IN ASBURY PARK, AND DEATHS OCCURRING THEREFROM, DURING THE PAST TWENTY-THREE YEARS.

YEARS.	Resident population (estimated except for census years).	Number of cases reported.					Deaths.						
		Measles.	Scarlet fever.	Diphtheria.	Typhoid fever.	Consumption.	Small-pox.	Measles.	Scarlet fever.	Diphtheria.	Typhoid fever.	Consumption.	Small-pox.
1885.....	2,000	14	3	1
1886.....	2,125	4	2	3
1887.....	2,250	82	7	9
1888.....	2,375	20	2	1
1889.....	2,500	10	3
1890.....	2,625	16	6
1891.....	2,750	1	6	2
1892.....	2,875	36	4	7	1
1893.....	3,000	7	7
1894.....	3,280	6	5
1895.....	3,761	6	5	2
1896.....	3,838	39	3
1897.....	3,916	5	14	15
1898.....	3,993	5	3
1899.....	4,071	4	6
1900.....	4,148	20	4	4
1901.....	4,225	6	29	29
1902.....	4,302	17	3
1903.....	4,379	30	1
1904.....	4,456	120	3	1
1905.....	4,535	9	10	7
1906.....	4,614	31	6	10
1907.....	4,694	3	7	4
Totals.....		449	164	104	47	5	11	1	9	28	7	99	1

The municipal hospital for infectious diseases has been used three times during the year, three cases having been cared for therein. Telephones have been placed in the hospital building and caretakers' cottage. At a meeting of the board of health, held May 17th, 1907, the following preambles and resolution were unanimously adopted and ordered transmitted to the common council of Asbury Park: "WHEREAS, The original plan for the isolation hospital for Asbury Park included separate pavilions for small-pox, diphtheria and scarlet fever, but the funds then available permitted the erection of buildings for small-pox and diphtheria only; WHEREAS, it has been with great reluctance that this board has allowed the admission of scarlet fever cases to the diphtheria pavilion, for experience in other cities has shown that infection of these two diseases is extremely liable to be transmitted from one patient to another, either by direct contact, through the agency of nurses or by fomites, if both diseases are treated under the same roof; WHEREAS, the sum of fifteen hundred dollars is now in the hands of the treasurer of the Present Day Club, and this amount, together with the further sum of one thousand dollars, which was appropriated by the city in 1906, can now be applied toward the erection of a pavilion to be used for the reception of scarlet fever patients; WHEREAS, about a year ago Mr. James Stroud very generously prepared plans without charge for a new pavilion, well adapted to the purpose in view, and this board is informed that the building can be erected for approximately the sum of six thousand dollars; Resolved, That we hereby respectfully recommend and advise that the sum of money necessary, in addition to that sum already in hand, be provided by the common council of Asbury Park for the erection of a scarlet fever pavilion in accordance with the plans and specifications furnished by Mr. James Stroud." The common council appropriated \$3,000.00 for a proposed hospital pavilion, which, with the \$1,000.00 appropriated by said body in 1906, and about \$2,000.00 raised by the ladies of the Present Day Club, of Asbury Park, made a sum of \$6,000.00 available for the proposed building. Plans prepared by James Stroud, architect, were approved by the board of health, at meeting held September 10th, 1907, and the common council were requested to advertise for bids and proceed with the erection thereof at an early date. The common council have advertised for bids, to be received at meeting to be held October 7th, 1907. When this building is completed we will have separate buildings for receiving and caring for small-pox, diphtheria and scarlet fever patients, when it is impractical to isolate such cases in their homes.

The board of education of Asbury Park requested the board of health to place whooping-cough on the list of reportable infectious diseases. Owing to the fact that a physician is called to only a small number of cases of whooping-cough, and because of the difficulties which arise in an effort to control the spread of this disease, it was deemed unwise at this time to add whooping-cough to the list of reportable infectious diseases.

One hundred and twenty-three specimens of diseased tissues have been sent during the year through this department to the State bacteriological laboratory for diagnosis, as follows:

SPECIMENS.	Positive.	Negative.	Unsatisfactory.	Total.
Suspected diphtheria	7	20	27
Suspected tuberculosis	21	59	80
Suspected malarial organism	2	2
Suspected typhoid fever ..	6	7	1	14
Totals	34	88	1	123

MILK.

The usual supervision of the milk supply has been exercised during the year. A number of dairies supplying milk to Asbury Park, have been examined by inspectors of the State board of health and records furnished to this board. In cases where a polluted water-supply or other condition of a dangerous nature existed on the dairies, the milk has been excluded from Asbury Park. Samples of milk have been collected by inspectors of the State board of health and analyzed by the State laboratory from this district, and prosecutions have followed where samples of milk have been found below the standard or have contained preservatives..

WATER-SUPPLY.

The city of Asbury Park increased its supply of water from artesian wells by driving a new well eight inches in diameter and 1,045 feet in depth. This well supplies 500,000 gallons of water in twenty-four hours, making a total available supply of water from artesian wells of 1,850,000 gallons in twenty-four hours. In the old portion of Asbury Park it was not necessary to take any water from outside sources during the year, and about 1,000,000 gallons of water were sold in July to the East Jersey Coast Water Co. to supply the annexed district. The East Jersey Coast Water Co. that supplies water to a large portion of the annexed district has made several extensions of its mains. The water supplied by this company is from Kisner's pond. Analyses of samples of the water-supplies of Asbury Park have been made by the State laboratory of hygiene, which results are published in the annual report of the State board of health, and the Kisner's pond supply is frequently inspected and a careful watch is maintained of same.

WELLS.

Inspections have been made of the wells on private premises, the waters of which are used for potable purposes, and wells located within forty feet of a leaching privy vault or other visible source of pollution, or which, upon examination at the State laboratory of hygiene, were found to be polluted, have been ordered filled with clean earth and their use abandoned, resulting in the closing of forty-one wells.

ICE.

At a meeting of the board of health, held July 9th, 1907, complaints were made that ice was being sold in Asbury Park by a local ice dealer, harvested from Alberta lake, located about one mile west from the main road from Asbury

Park to Belmar, and about two hundred yards south of Corlies avenue, in Neptune township, the water of which lake is polluted. The board decided to meet July 11th, 1907, and give the local ice company an opportunity to be present and present such facts as they might have touching the matter above referred to. The following notice was adopted and served upon said company:

"To _____
"Take notice:

"WHEREAS, Complaint has been made to the board of health of the city of Asbury Park, that you are engaged in the sale and delivery of ice within the limits of said city taken from a pond situate in the township of Neptune, about one mile west from the main road from Asbury Park to Belmar, and about two hundred yards south of Corlies avenue in said township, said pond being known as Alberta lake; and that said ice is unfit for use by reason of the waters of said pond having been, prior to and at the time of the cutting of said ice, polluted by sewage matter and decomposed animal and vegetable substances. You are therefore notified that the said board of health will, on the 11th day of July, 1907, at its office, 709 Asbury avenue, said city, at the hour of eight o'clock P. M., investigate and determine said complaint and also determine whether the said ice is unfit for use and detrimental to the public health. This notice is given you under section 2 of an act of the legislature of New Jersey, approved March 18th, 1885, entitled 'An act respecting the sale and cutting of ice in cities of this State,' giving all boards of health in such cities power to regulate and control the same. You are therefore requested to be present at the said time and place and give such evidence as you may have touching said matter."

At a meeting held July 11th, 1907, the following action was taken: The health officer reported on the pollution of Alberta lake and the streams supplying water thereto as follows:

That a chicken-yard is located on the banks of Alberta lake, near the ice houses, and chickens and ducks are permitted to go to the water of the pond; that two privy vaults are located on the banks within about fifteen feet of Alberta lake; that skating is permitted on said lake; that a drain from a cesspool, to which water closets are connected, discharges direct into the stream; that an accumulation, approximately 100 feet by twenty-five feet, varying in depth from one to eight feet, of rubbish has been deposited upon the ground on a bank sloping toward and within ten feet of the stream, and all drainage therefrom flows directly into the stream; a cow and horse stable, with a large accumulation of manure upon the ground, is located upon the bank sloping to the stream. The stream above referred to flows into Alberta lake. The said pollutions have existed for over a year. Said company not appearing at said meeting and informing the board, it was unable to be represented at that time, it was voted that they be given a notice to meet the board on July 16th, 1907. At a meeting held July 16th, the ice company agreeing to deliver ice from said lake in open wagons, the ice to be covered only with a canvas sheet, it was voted that a permit be granted to said company to sell the ice now on hand which was harvested from Alberta lake, for cooling purposes only, to butchers, grocers, fish and oyster dealers. At meeting of the board of health, held August 16th, the health officer reported that said ice company has not complied with the agreement or terms of the permit granted at meeting of the board held July 16th, and has delivered ice to hotels, boarding-houses and dwellings in Asbury Park, which ice has been placed in coolers used for drinking purposes, whereupon the board adopted the following preamble and resolutions: "WHEREAS, Complaints have been made to this board that said

ice company has been and is engaged in the sale and delivery of ice for domestic purposes in this city, taken from a pond in the township of Neptune, known as Alberta lake, contrary to the terms of the permit granted to said ice company, and, WHEREAS, The said board having heretofore notified said ice company that said ice taken from said lake was unfit for use by reason of the water of said lake having been, prior to and at the time of the cutting of said ice, polluted by sewage and decomposed animal and vegetable substances, and, WHEREAS, Due notice having been given to said ice company that this board would on the date hereof, at its office, in this city, at the hour of five o'clock P. M., investigate and determine said complaints, and also determine whether the permits granted the said ice company for the sale of ice in this city would be revoked, and, WHEREAS, Said parties, or either of them, not appearing, and the said board having taken up said matters, therefore be it *Resolved*, That in the judgment of this board said complaints are well founded and established to the satisfaction of this board, and that ice taken from said Alberta lake by said ice company is unfit for public use in this city for the reason that the waters of said lake having been, prior to and at the time of the cutting of said ice, polluted as aforesaid, and that the sale of said ice would be detrimental to public health, and, be it further *Resolved*, That the permits heretofore issued to the said ice company for the sale of ice in this city be and the same are hereby revoked, and be it further *Resolved*, That the sale of ice in this city heretofore or hereafter to be taken or cut from said lake be and is hereby prohibited, and be it further *Resolved*, That the secretary of this board be instructed to notify the said ice company not to bring into or sell in this city any ice taken or cut from said Alberta lake." The following notice was served upon said ice company: "To _____, Take notice.—You are prohibited from selling ice in Asbury Park, or bringing into Asbury Park for sale, any ice taken from Alberta lake, township of Neptune, Monmouth county, New Jersey. You are also prohibited from selling any ice in Asbury Park, and you are also prohibited from bringing, for sale, any ice into said Asbury Park. This notice is given to you under the provisions of an act of legislature of New Jersey, dated March 18th, 1885." The said ice company did not sell or deliver in Asbury Park ice from said lake after the service upon them of the above notice.

MOSQUITOES.

The board of health has continued its efforts to prevent the breeding of mosquitoes in Asbury Park during the year. Gutters in the streets in the annexed district have been drained, and persons occupying property where mosquito larvæ were found breeding in water retained in depressions in the ground or in miscellaneous receptacles, such as rain-water barrels, pails, tubs, tin cans, &c., were notified and required to prevent water being retained on such premises in a manner that mosquito larvæ may breed therein, resulting in fewer mosquitoes in Asbury Park during the past year than for many years.

PRIVY VAULTS.

The old district of Asbury Park contains but two privy vaults, one of which is kept carefully screened and no flies have ever been found therein; the other, the owner has promised to abandon at an early date. In the annexed district,

in which district but two and three-fourths miles of sewers are laid, 860 privy vaults exist, twenty-three of which have sewer connections. The constructions of these vaults vary, some of wood, some are depressions in the ground and some are of brick and cement, the majority of which are leaching. During the year thirty-four privy vaults in this district have been abandoned and the owners of all privy vaults where sewers are available have been notified to abandon the use thereof. A contract has been awarded for laying the sewers in the entire district not sewered, the contract calling for completion of the work by December 15th, 1907. When these sewers are completed rapid progress will undoubtedly be made in abating the privy vault nuisance, and the board is determined to accomplish this end in the near future.

GARBAGE AND RUBBISH.

The manner of collecting, removing and disposing of the garbage from Asbury Park during the year has continued unsatisfactory and far below the standard of former years. The contractor in the annexed district, the work being performed under separate contracts and by different contractors, one for the old district and one for the annexed district, has performed the work in an excellent manner and but twenty-seven complaints have been received at the office against him, six of which were found to be unfounded. In the old district 470 complaints were received, seventy-three of which were found to be unfounded. The need of a plant for the sanitary disposal of these waste products has been forcibly demonstrated during the year. The nuisance created in the present manner of disposal has been greater than for many years, and the authorities in the township districts where the disposal is made, have ordered that suits be brought against the contractor and threaten to forbid any of these waste products being taken into their sanitary district unless the method of disposal is so improved that it will not create a nuisance.

TABLE SHOWING THE AMOUNT AND COST PER CUBIC YARD FOR THE REMOVAL AND DISPOSAL OF GARBAGE, DEAD ANIMALS AND RUBBISH FROM ASBURY PARK, FOR THE PAST NINE YEARS.

Garbage and Dead Animals.

YEAR.	Contract price.	Number of cubic yards removed.	Average cost per cubic yard.
1899	\$2,400 00	3,652.83	\$0.6570
1900	2,400 00	3,540.94	0.6777
1901	2,400 00	3,601.74	0.6663
1902	2,850 00	3,634.61	0.7841
1903	2,850 00	3,481.97	0.8185
1904	2,850 00	3,849.58	0.7403
1905	2,166 66	5,567.97	0.3891
1906	4,903 85	*3,339.05	1.4686
1907	5,100 00	4,591.63	1.1107

Rubbish.

YEAR.	Contract price.	No. of cubic yards removed.	Average cost per cubic yard.
1899	\$2,000 00	7,038.5	\$0.2841
1900	2,000 00	7,494.0	0.2669
1901	2,000 00	8,410.0	0.2378
1902	2,000 00	8,804.0	0.2271
1903	2,000 00	10,509.4	0.1903
1904	2,000 00	10,437.4	0.1916
1905	2,186 66	13,253.8	0.1635
1906	4,408 28	*13,146.0	0.3333
1907	4,900 00	16,207.0	0.3023

* Approximated from August 14th to September 14th, 1907.

In the annexed district 759.93 cubic yards of garbage were removed at a cost of \$700 or \$0.9211 per cubic yard. In the old district of Asbury Park, 3,831.70 cubic yards of garbage were removed at a cost of \$4,143 or \$1.1483 per cubic yard. In this district special permits were given to armers to remove the garbage from six of the larger hotels, requiring that garbage be removed in metal cans, the cans in which it is stored on the property, and the cans to be washed before being returned to the city. It will be seen that the amount of garbage accumulating in Asbury Park during the year is considerably greater than for the preceding year. The rubbish removed in the annexed district amounted to 3,050 cubic yards, at a cost of \$900 or \$0.295 per cubic yard. In the old district of Asbury Park 13,157 cubic yards were removed at a cost of \$4,000 or \$0.304 per cubic yard.

The garbage contractors' daily reports for the past eight years show the following number of violations, by householders, of the health ordinances, in the manner of storing garbage and rubbish:

NATURE OF VIOLATION.	1900.	1901.	1902.	1903.	1904.	1905.	1906.	1907.
Premises with leaky receptacles.	21	44	8	38	36	6	26	18
Premises on which garbage was stored in wooden receptacles.	29	42	49	35	22	9	5	4
Garbage receptacles containing an excessive amount of fluids.	3	3	3	4	14			1
Premises on which garbage receptacles were inadequate.	22	49	57	20	1		12	3
Premises on which garbage was stored in inaccessible places.		1	1				2	1
Premises on which garbage receptacles were too large to be conveniently handled.	8	1	2	15	5		2	3
Premises on which ashes were mixed with garbage.	1			1	3		1	1
Premises on which rubbish was mixed with garbage.	5	1		7	4		3	8
Premises on which rubbish contained prohibited substances.	8	3	1	7	16	2	1	5
Totals.	97	144	121	127	101	17	52	44

TABLE SHOWING THE NUMBER OF WRITTEN PERMITS ISSUED DURING THE YEAR, BY MONTHS.

MONTHS.	Certificate of approval of plumbing plans.	Substance drainage.	Constructing stable manure receptacles.	To scavengers.	For collecting butchers' offal and fat.	Burial and transit.	Transit, local.	For collecting garbage from private premises.	To return to public school after infectious diseases.	Certificate of health.	Totals.
1906.											
October	19	3	14	59		10	1				107
November	18	2	10	8		9	5			1	52
December	9		12	9		20	1				51
1907.											
January	21		16	8		16	1				62
February	5	1	1	2		10	1				20
March	24	1	12	20		14	4				75
April	24	1	21	58		17	4				117
May	22		17	50		9	3		1		101
June	18	1	7	81	4	17	7		2		130
July	11		4	67		12	7		1		109
August	23		1	44		12	9				91
September	20		1	39		2	5		2		76
Totals.	214	10	116	445	4	131	44	8	5	1	981

OFFICE AND INSPECTION WORK.

Number of violations of health ordinances reported by inspectors during the year, 2,093; number of reinspections of premises after notice to abate nuisance had been sent, 1,229; number of citizens' complaints investigated, 1,083; number of written orders sent to abate nuisances, 935; number of cases in which notice to abate nuisance were known to have been complied with without further action, 331; number of cases referred to the board, with request for instruction, 60; number of written communications sent from the office, 1,431; number of inspections made of plumbing work under construction, 732; number of air-pressure tests applied to plumbing work under construction, 200; number of smoke tests applied to plumbing work, 131; number of notices for minor alterations and repairs in plumbing work, filed by plumbers, and inspections made, 84; number of plumbing plans approved, 214; number of special inspections of plumbing fixtures in dwellings and records made of same, 338; number of sanitary records and diagrams of properties made, 484; number of specimens sent to State bacteriological laboratory and replies received through this office, 123; number of disinfections performed in dwellings, 15.

During the year thirty books for keeping records of sanitary inspections of properties were added for the annexed district, one book for each street, which books are similar to those which have been in use by the board, and which consist of leather covers, loose-leaf arrangement, colored sheets indexed with the first number of each block, and a separate double sheet for each property. The map cabinet in the office was enlarged to double its capacity for maps of the newly annexed district, and maps showing each lot obtained therefor; routing tacks are used to designate different conditions.

Ten subjects are covered in the cabinet, a separate drawer and map being devoted to each, which subjects are as follows: Communicable diseases, wells, vaults, mosquitoes, catch-basins, direct connections to sewers, sewers, stables, stable manure receptacles, and markets. A thirty-drawer document file and a cabinet case, seven feet by two and one-half feet, in which to keep blanks and stationery, were also added during the year.

TABLE SHOWING NUMBER OF PROSECUTIONS FOR VIOLATING HEALTH ORDINANCES, FOR THE YEAR ENDING OCTOBER 1ST, 1907.

NATURE OF VIOLATION.	Number of suits ordered.	Nuisance abated before case was tried.	Judgment rendered.	Amount of judgment rendered.	Amount of judgment collected.	Cases appealed.
Failure to make application for final test and inspection of plumbing work after completion.....					\$23 00	
Construction of plumbing work in violation of ordinance.....	1		1	\$50 00		
Constructing plumbing work without first filing plans with the board of health.....	2		2	100 00		1
Maintaining privy vault in a manner permitting flies to have access to filthy contents.....					5 00	
Storing stable manure upon ground.....	6		7	175 00	144 48	2
Failure to file with board complete list as to source of supply of milk sold by dealer.....			1	50 00		1
Maintaining well on premises the water of which is polluted.....			1	50 00	5 00	
Storing decomposing rubbish upon ground.....	1	2				1
Maintaining leaching cesspool.....	1		1	25 00		1
Totals.....	11	2	13	\$450 00	\$177 48	5

Of the two cases for constructing plumbing work without first filing plans with the board of health, in which judgments were secured in each case, one of the cases, which was against a railroad company, has been appealed. Of the cases brought for violating the ordinances by storing stable manure upon the ground, two were appealed, but these cases were dismissed by the court of common pleas. The case brought for failure to file with board complete list as to source of supply of milk sold by dealer was tried in the justice court and judgment secured, which case was appealed and was dismissed at last term of court. The case was reinstated on the grounds that the defendant's attorney did not appear at the trial on appeal through some misunderstanding on his part of the place of trial. The case brought for maintaining a leaching cesspool was tried in the justice court and judgment rendered in favor of the board of health for \$25 and costs. The case was appealed by the defendant, and the defendant has demanded a trial by jury. The right of a trial by jury in board of health cases is disputed by our counsel, and the matter will be determined on argument prior to the trial of the case on its merits. In seven of the cases tried, and in which judgment was secured by the board of health, the defendants appeared before the board and requested that upon condition that they abated nuisances for which trial was brought and paid all costs incurred by the board in bringing suit, including fees of attorney, that the board would not collect the judgment, which requests the board granted.

The attorney of the board writes as follows: It is important and necessary that legislation be secured placing the control of the sale and delivery of ice under the jurisdiction of boards of health. The existing legislation is inadequate. There should be an act authorizing health boards to enact ordinances requiring persons selling or delivering ice in cities of the class to which Asbury Park belongs, to obtain a permit from such boards and enabling the boards to impose severe penalties for violation of the ordinance. There is already legislation in this State giving cities of the first class such power, but Asbury Park is a city under another classification, and hence needs additional legislation. The present powers of health boards, with the exception of the above, seem to be adequate. In municipalities where there is an efficient enforcement of the health laws, similar to that prevailing in Asbury Park, there is no difficulty in securing the most sanitary and beneficial results under health ordinances. From my observation and experience in these cases I am quite certain that the community recognizes more fully than ever the great importance of health regulations and their strict enforcement. There was formerly in Asbury Park a class of persons who persisted in defying the board and its regulations. It is my opinion that this class has been greatly reduced in number and is rapidly diminishing from the incessant warfare upon them by the board. I think there are not more than three persons remaining from those who formerly combined and co-operated to oppose and defy ordinances of the board. It is the confident expectation of the counsel and board of health that this remnant of violators of the ordinances will soon be put to rout, either by heavy fines or commitment to the county jail.

Montclair.—The health officer reviews the work of the board during the year as follows:

Probably the most important work of the board during the past year was the adoption and passage on April 9th, 1907, of a new sanitary code. The former code was entirely revised and brought up to date and many new regulations were added, the most important of which relates to the production and sale of milk, to the exposure for sale of foods and to barber shops and tenement-houses. Some of the regulations follow: All privies and cesspools are declared to constitute nuisances; spitting upon the sidewalk or in any other public place is prohibited; food which is to be consumed without further cooking is not to be exposed for sale except in closed containers; living rooms are not to connect with stores in which food is sold; drinking utensils at soda fountains must be rinsed in running water before each separate use; no milk can be sold unless the cows from which it is obtained have passed the tuberculin test within one year; all bottles and other utensils used in the collection and transportation of milk must be sterilized by steam; no milk shall be delivered at a temperature higher than 50° F.; tuberculosis in all forms is to be reported.

The results of the tuberculin test show that there was great need for the requirement. Of the New Jersey cattle which supply Montclair, about one in every four reacted and of those slaughtered the udder was diseased in some of the cows that would have passed a physical examination as perfectly sound. It is not necessary to dwell upon the necessity of having such cows removed from dairy herds but it should be borne in mind that the large majority of these sources of infection can be detected only by the tuberculin test.

About 300 samples of milk and twenty-five samples of cream have been analyzed during the year. Formaldehyde was found in one sample and the dealer

was fined \$50. Four milk dealers withdrew from the business for the reason that they could not comply with the requirements of our sanitary code. The remaining dealers have co-operated with the board in its endeavor to obtain a pure and wholesome milk supply.

During the year there were reported thirty-four cases of tuberculosis, thirty-eight cases of scarlet fever, thirty-two cases of diphtheria and twenty-two cases of typhoid fever. There was no case of small-pox during the year. The majority of the cases of typhoid fever were contracted outside of Montclair and developed within two weeks of the return of the patient to Montclair. One case of glanders and two cases of rabies were reported. One of the rabid dogs bit eight persons before he was killed and this board furnished the pasteur treatment for one victim who was unable to pay for the treatment himself.

There have been 267 deaths, which corresponds to a death-rate of 15.46. If we deduct the fifty-three non-resident deaths at the hospitals we have a corrected death-rate of 12.40. Of the total number of deaths 32.1 per cent. were under five years of age and of the resident deaths 28.0 per cent. were under five years of age. The death-rates are calculated from an estimated mid-year population of 17,250. There were twenty-four deaths from pneumonia, twenty-one from tuberculosis, six from whooping-cough, two from erysipelas, one from scarlet fever, one from measles, one from typhoid fever and none from diphtheria.

Legal Decisions and Opinions.

SMOKE NUISANCES.

The following ordinance was adopted by the board of health of Jersey City, June 26th, 1903:

"The owners, lessees, tenants, occupants and managers of every shop, manufactory and premises where any burning is done or wherein or upon any engine or locomotive is used shall not cause, suffer or allow any cinders, dust, gas or smoke to escape or be discharged from such building or premises to the detriment or annoyance of any person not being therein or thereon engaged.

"Nor shall any owner, lessee, occupant, manager, or any engineer, fireman or any other person cause, suffer, or allow any smoke to escape or be discharged from any such building or premises or any engine or locomotive used therein or thereon, as the result of the use of what is known as soft coal, or any other substance.

"The continued or repeated infraction or violation of this ordinance or any section thereof continued or repeated throughout a period of time more than twenty-four hours in extent shall be considered as a separate and distinct violation for each and every such period of twenty-four hours.

"It shall be lawful for the mayor, or any member of the board of health, or the health inspector, or deputy health inspector, or any police officer of the city to enter into or upon any land, building or any other premises for the purpose of ascertaining whether or not the provisions of this ordinance are being complied with, and it shall not be lawful for any person or persons to obstruct or resist any such person or officer in the discharge of any such right or duty under the penalty herein provided.

"Any person or persons offending against any of the provisions of this ordinance or any section thereof shall forfeit and pay a penalty of fifty dollars for each and every violation thereof.

"Whenever any person or persons shall make complaint on oath or affirmation, according to law, that any person or persons has or may have violated any of the provisions of this ordinance before any police justice it shall be lawful for such police justice to issue process either in nature of a summons or warrant against the person or persons so charged, which process shall, when in the nature of a warrant, be returnable forthwith, and when in the nature of a summons shall be returnable in not less than one or more than ten entire days."

An action against the Pennsylvania Railroad Company was instituted under the provisions of the foregoing ordinance, and the decision of the Supreme Court in this case is as follows:

New Jersey Supreme Court, June term, 1904.

The Mayor, &c., of Jersey City *v.* Abercrombie. Certiorari.

An ordinance of Jersey City which provides that the owner of any premises on which an engine or locomotive is used shall not, under a penalty therein prescribed, permit any cinders, dust, gas or smoke to escape or be discharged therefrom to the detriment or annoyance of any person not being therein or

thereon engaged, is unreasonable and void, at least in so far as it affects the Pennsylvania Railroad Company, which has the legal right to use either hard or soft coal, using due care and doing no unnecessary damage.

New Jersey Supreme Court, June term, 1904.

The Mayor and Aldermen v. Frank P. Abercrombie. Certiorari.

Argued at February term, 1904, before Justices Van Syckel, Fort and Garretson. George L. Record and Robert Carey for plaintiff; Vredenburgh, Wall & Van Winkle for defendant.

The opinion of the court was delivered by Van Syckel, J.: The certiorari in this case brings up a judgment of the First Criminal Court of Jersey City against Abercrombie for violating the following ordinance while superintendent of the Pennsylvania Railroad Company:

"An ordinance to abate all nuisances arising or resulting from the burning of soft coal or other substances and prohibiting the escape or discharge of smoke, dust, gas and cinders. Section 219. The owners, lessees, tenants, occupants and managers of every shop, manufactory and premises where any burning is done, or wherein or upon any engine or locomotive is used, shall not cause, suffer or allow any cinders, dust, gas, or smoke to escape or be discharged from such building or premises to the detriment or annoyance of any person not being therein or thereon engaged. Nor shall any owner, lessee, occupant, manager or any engineer, fireman, or any other person, cause, suffer or allow any smoke to escape or be discharged from any such building or premises, or any engine or locomotive used therein or thereon, as the result of the use of what is known as soft coal or any other substance."

The Pennsylvania railroad has the legal right to run its engines with the use of either hard or soft coal, so long as reasonable care is used and no unnecessary damage is done. A strict enforcement of the ordinance would deprive the company of the right to run trains through Jersey City. The ordinance is unreasonable, and therefore void.

Jenkins v. Pennsylvania Railroad, 38 Vr. 231.

The judgment should be reversed.

Following is the opinion of the Court of Errors and Appeals in the action brought by the State board of health to prevent the pollution of a tributary of the Maurice river by sewage from the borough of Vineland:

New Jersey Court of Errors and Appeals.

The State, ex rel. the Board of Health of the State of New Jersey, appellant, v. The Borough of Vineland, respondent.

On appeal from decree advised by Vice Chancellor Leaming.

For the appellant, Edward D. Duffield and Robert H. McCarter, attorneys-general; for the respondent, Herbert C. Bartlett and Royal P. Teller.

The opinion of the court was delivered by Gummera, C. J.

This is an appeal from a decree of the Court of Chancery dismissing a bill of complaint filed in the name of the State on the relation of the State board of health, for the purpose of securing an injunction to restrain the borough of Vineland from permitting the effluent from its sewage filtration beds to flow into the waters of a tributary of Maurice river, from which the city of Millville takes its water-supply. The bill is filed by the State board of health under the act of March 17th, 1899, entitled "An act to secure the purity of the public supplies of potable waters in this State." It was dismissed on the ground that, as the learned vice chancellor considered, this statute was repealed, by implication, by a subsequent act passed in the same year, entitled "An act to prevent the pollution of the waters of this State by the establishment of a State sewerage commission, and authorizing the creation

of sewerage districts and district sewerage boards, and prescribing, defining and regulating the powers and duties of such commission and such boards," as revised and amended by the legislature of 1900. P. L. 1900, p. 113.

We have had occasion at the present term to consider the question whether the act creating the State sewerage commission, by necessary implication, repealed the act to secure the purity of the public supplies of potable waters in this State, and reached the conclusion that it repealed only so much of the prior legislation as was repugnant to the provisions of the later act. State, ex rel. Board of Health of New Jersey, v. Imhken.

It appears from the proofs in the case that the borough of Vineland reconstructed the plant for the treatment of its sewage, the effluent of which flows into the tributary of Maurice river, in the year 1903, under conditions which were approved by the State sewerage commission, and upon plans which it submitted to that body, before constructing its plant, and which received its approval. By the seventh section of the act creating the State sewerage commission, as amended in 1900, it is declared that "It shall be unlawful for any person, corporation or municipality to build, or cause to be built, or operate, any plant for the treatment of sewage or other polluting substance, from which the effluent is to flow into any of the waters of this State, except under such conditions as shall be approved by the State sewerage commission, to whom any new plans shall be submitted before building." The enactment of this provision is a legislative recognition of the fact that the health of the citizens of a municipality absolutely requires the adoption of some method for the disposition of its sewage, and that some part of the effluent thereof will almost inevitably be carried to running streams. Recognizing these facts, and the importance of having such disposal plants constructed under proper supervision, it created a body for that purpose, and declared that it should be unlawful for a municipality to construct any such disposal plant which did not meet with its approval, and, by necessary inference, made lawful all such plants as were constructed upon plans and under conditions approved by the commission. By necessary implication, also, it removed from the supervision of the State board of health sewerage disposal plants so constructed, and relieved the owners and users of such plants from the liabilities created by the provisions of "An act to secure the purity of the public supplies of potable waters in this State."

For this reason the decree appealed from should be affirmed.

Opinion of the Court of Errors and Appeals in the action brought by the State board of health to prevent the pollution of the Pequannock river.

State, ex rel. Board of Health of State of New Jersey, v. Imhken.

Court of Errors and Appeals of New Jersey, June 19th, 1907.

Waters.—Provisions against pollution.—Repeal.

While Pub. Laws 1899, p. 73, "An act to secure the purity of the public supplies of potable waters," is repealed in so far as its provisions are repugnant to those of Pub. Laws 1899, p. 536, "An act to prevent the pollution of the waters of this State by the establishment of a State sewerage commission," yet permitting waste water from washing cans and bottles in a creamery, and from the washing of the floors thereof, to flow into a stream from which a city obtains its water-supply, being an act not placed within the cognizance of the sewerage commission by the later act, the power to invoke the aid of the Court of Chancery to restrain such action still remains in the State board of health under the former act.

Appeal from Court of Chancery.

Suit by the State, on relation of the Board of Health of the State of New

Jersey, against George Ihnken. From an adverse decree, defendant appeals. Affirmed.

William C. Cudlipp, for appellant. Edward D. Duffield and Robert H. McCarter, attorney-general, for the State.

Gummere, C. J. The bill in this case was filed in the name of the State, on the relation of the State board of health, for an injunction to restrain the appellant, who was the defendant below, from permitting the waste water from the washing of cans and bottles, and the cleansing of the floors in his creamery, near Stockholm, in this State, to flow into and pollute a tributary of the Pequannock river, from which the city of Newark obtains its supply of water for domestic use. The bill was filed pursuant to authority conferred upon the State board by the provisions of "An act to secure the purity of the public supplies of potable waters in this State," approved March 17th, 1899 (P. L., p. 73). The first section of that act provides that "no sewage, drainage, domestic or factory refuse, excremental or other polluting matters of any kind whatsoever, which either by itself, or in connection with other matter, will corrupt or impair, or tend to corrupt and impair, the quality of the water of any river, brook, stream, or any tributary or branch thereof, or of any lake, pond, well, spring, or other reservoir from which is taken, or may be taken, any public supply of water for domestic use in any city, town, borough, township or other municipality of this State, or which will render or tend to render such water injurious to health, shall be placed in or discharged into the waters, or placed or deposited upon the ice, of any such river, brook, stream, or any tributary or branch thereof, or of any lake, pond, well, spring or other reservoir, above the point from which any city, town, borough, township or other municipality shall or may obtain its supply of water for domestic use; nor shall any such sewage, drainage, domestic or factory refuse, excremental or other polluting matter, be placed or suffered to remain upon the banks of any such river, brook, stream, or of any tributary of branch thereof, or of any lake, pond, well, spring, or other reservoir, above the point from which any city, town, borough, township or other municipality, shall or may obtain its supply of water for domestic use as aforesaid." No person or corporation is exempted from the provision of this statute, except municipalities which, at the date of the passage of the act, had a public sewer system legally constructed under municipal authority, discharging its drainage or sewage into any such river, brook, stream, &c.

Upon the hearing in the Court of Chancery, it was considered that the proofs made it clear that the defendant was engaged in polluting the waters of a tributary of the Pequannock river, about ten miles above the Newark intake, and that he was doing so within the prohibition of the act of the legislature just mentioned, as construed by the Court of Chancery, and subsequently by this court, in the case of State Board of Health v. Diamond Mills Paper Company, 63 N. J. Eq. 111, 51 Atl. 1019; S. C. on appeal, 64 N. J. Eq. 793, 53 Atl. 1125. We concur with the learned vice chancellor in his conclusion upon the facts, and in the view expressed by him that the acts of the defendant which are complained of are within the prohibition of the statute referred to. It is argued before us, however, that the act of March 17th, 1899, was repealed, by implication, by a subsequent statute passed in the same year, and entitled "An act to prevent the pollution of the waters of this State by the establishment of a State sewerage commission, and authorizing the creation of sewerage districts, and district sewerage boards, and prescribing, defining and regulating the powers and duties of such commission and such boards" (P. L. 1899, p. 536), and that for this reason the decree appealed

from should be reversed, notwithstanding the fact that it is supported by the decision in the Diamond Mills Paper Company case.

In considering this question it is to be borne in mind that an inferential repeal of a statute is a pure question of intention, and that every reasonable intendment will be made against such result: that such destroying effect will be deemed to reside in the more recent statute only when it is absolutely irreconcilable with the prior one. *Ruckman v. Ransom*, 35 N. J. Law 565; *Hotel Registry Corporation v. Stafford*, 70 N. J. Law 528, 57 Atl. 145. And this is peculiarly true with reference to statutes enacted at the same session of the legislature. If it is possible to do so, they should receive a construction which will give effect to each. Each is supposed to speak the mind of the same legislature, and the words used in each should be qualified and restricted, if necessary, in their construction, so as to give validity and effect to every other act passed at the same session. The presumption is that different acts passed at the same session of the legislature are imbued by the same spirit, and actuated by the same policy, and that one was not intended to repeal or destroy the other. *Lewis' Sutherland Stat. Con.*, vol. 1, § 208.

The State sewerage commission statute of 1899 was revised and amended by the legislature of 1900 (P. L., p. 113). The amendments, however, made little change in the original statute, except by increasing the powers of the commission. The question, therefore, to be determined is whether the provisions of the later act of 1899, as amended in the year 1900, are so manifestly inconsistent with, and repugnant to, the provisions of the earlier act, as to disclose a clear intent on the part of the legislature to repeal it. The State sewerage commission act, after prescribing for the composition of the commission, and the term of office of its members, imposes upon them the duty of investigating the various methods of sewage disposal, in order that it may be able to make proper recommendations in regard thereto; the investigating of all complaints of the pollution of the waters of the State which shall be brought to its notice, and if they shall find that any of the waters of the State are being polluted to the injury of any of its inhabitants, either in their health, comfort or property, to notify in writing any person, corporation or municipality found to be polluting such waters. It then provides that prior to a time to be fixed by such commission, which time shall not be more than five years from the date of its notice, said person, corporation or municipality must cease to pollute said waters, and make such disposition of their sewage, or other polluting matter, as shall be approved by the State sewerage commission. It then confers upon any person, corporation or municipality aggrieved by the finding of the commission an appeal to the Court of Chancery, which court is empowered by the act to confirm the finding of the commission, or to reverse or modify it in whole or in part. The act then provides that it shall be unlawful for any person, corporation or municipality to build any sewer, drain or sewerage system from which it is designed that any sewage or other harmful and deleterious matter, solid or liquid, shall flow into any of the waters of this State, so as to pollute, or render impure, such waters, except under such conditions as shall be approved by the State sewerage commission, but declares that this provision shall not be deemed to prohibit the use or extension of existing sewers, drains or sewerage systems, unless the person, corporation or municipality controlling the same shall be served with a notice to cease pollution, as thereinbefore provided. It then provides that it shall be unlawful for any person, corporation or municipality to build, or cause to be built, or operate, any plant for the treatment of sewage, or other polluting substance, from which the effluent is to flow into any of the waters

of this State, except under such conditions as shall be approved by the State sewerage commission, to whom plans shall be submitted before building, and, further, that it shall be unlawful for any person, corporation or municipality, after the date specified in the notice before mentioned, to permit or allow any sewage, or other polluting matter, to flow into said waters from any sewer, drain, or sewerage system, except under such conditions as shall be approved by the State sewerage commission. Authority is then conferred upon the commission to apply to the Court of Chancery for an injunction to prevent violations of the provisions of the act.

It seems quite clear, from a reading of the provisions of this act, that the powers conferred upon the State sewerage commission are much less extensive than those conferred upon the State board of health by the earlier statute. The sewerage commission is only to take proceedings where actual pollution of the waters of the State is shown to exist; whereas, the State board of health is authorized to invoke the aid of the Court of Chancery whenever the polluting matter, either by itself, or in connection with other matter, corrupts or impairs, or tends to corrupt or impair, the stream from which any municipality obtains its water-supply. The State sewerage commission, before applying to the Court of Chancery for its injunction, must first notify the offending party to stop the pollution of the water, and must fix the time within which the pollution shall cease; whereas, the State board of health may sue out an injunction to restrain the forbidden acts immediately upon ascertaining their existence. The State board of health may restrain the deposit of all kinds of polluting matter upon the ice of any stream, or upon the banks thereof, while the supervision of the State sewerage commission would seem to be limited to such pollution as comes from sewers, drains, sewerage systems, or sewerage disposal works. It is, of course, apparent, from an examination of the two statutes, that the powers conferred upon the State board of health by the earlier acts have been considerably modified and restricted by the later act; but this fact affords no ground for imputing to the legislature an intent to repeal the earlier act in toto. Bearing in mind the settled rule of construction in determining whether a statute has been repealed by implication, all that can be said in the present case is that such of the provisions of "An act to secure the purity of public supplies of potable waters in this State" as are repugnant to the provisions of the later statute are repealed, and that the remaining portions thereof are unaffected by the later act.

The conduct of the appellant which is made the ground of its action by the State board of health, namely, the permitting waste water from the washing of cans and bottles in his creamery, and from the cleansing of its floors, to flow into a tributary of the Pequannock river, a stream from which the city of Newark obtains its water-supply, is an act not placed within the cognizance of the State sewerage commission by the statute which created that body. The power to invoke the aid of the Court of Chancery to restrain such action, therefore, still remains with the State board of health.

The decree appealed from should be affirmed.

Actions were brought to prevent pollutions of public water-supplies in the following cases: John Forgeron, premises located on the Pequannock water shed. The nuisance was abated. Gustav and Emma Gnauch, premises located on the Hackensack water shed. Nuisance abated and permanent injunction issued. Samuel Card, premises located on the Pequannock water shed. Nuisance abated. James Leech, action pending. Maria Davenport, nuisance abated.

New Jersey Sanitary Association.

The meeting of the New Jersey Sanitary Association for 1907 was held in conjunction with that of the American Public Health Association, in Atlantic City, Tuesday, October 1st. The following program was presented:

Invocation—Rev. H. M. Gesner, pastor First Presbyterian Church, Atlantic City. Introductory Remarks and Announcements—Dr. E. Guion, chairman Executive Council. President's Address—"Evolution of Associations—The State Sanitary in Particular," Dr. G. K. Dickinson, Jersey City. Reports of Chairmen of Committees. Symposium on the Ideal Milk of the Future. Ideal Dairying and Transportation—Prof. R. A. Pearson, Ithaca, N. Y.; Prof. E. B. Voorhees, New Brunswick. Ideal Milk—Natural, Pasteurized, Condensed, Dessicated—Sanitary and Dietetic Values. Ideal Methods of Local Distribution—Civic or Individual. Ideal Control—Government, State, Civic, Boards of Health or Commissions, the latter philanthropic or appointed by central authority. Medical Control—Dr. H. L. Coit, Newark. Municipal Control—Dr. Thomas Darlington, New York City. The general topic presented by Dr. C. B. Lane, of Washington, D. C. Discussion by Dr. Harvey W. Wiley, of Washington, D. C. Report of Treasurer. Report of Meeting of Executive Council. Election of officers. Adjournment. Officers for 1907 were as follows: President, Gordon K. Dickinson, M.D., Jersey City; first Vice President, John B. Duncklee, C.E., S. Orange; second Vice President, Wm. G. Schauffer, M.D., Lakewood; third Vice President, Rudolph Hering, C.E., Montclair; secretary, James A. Exton, M.D., Arlington; treasurer, George P. Olcott, C.E., East Orange; ch. ex. council, Edward Guion, M.D., Atlantic City.

Circulars and Laws.

During the legislative session of 1907 the following bills relating to the public health were introduced:

ASSEMBLY BILLS.

*No. 51, Mr. Brady. Authorizes cities having a public water-supply derived from sources beyond the city limits, in order to protect such water from pollution, to maintain a system of drains and sewers for intercepting all sewage and other polluting matters; the construction of such sewers shall be approved by the State board of health; a bond issue is authorized not to exceed \$100,000. (Public Health.)

No. 54, Mr. Mead. Provides for a board for the examination and licensing of plumbers, consisting of four members, in all cities having a public system of sewers; one of these shall be chief health inspecting officer, one a journeyman plumber, one the plumbing inspector, and one a master plumber; all to be appointed by the board of health; the fee for the original licensing of a journeyman plumber is \$1; for a master plumber, \$5; renewal fees, \$1; it is made unlawful to do any plumbing without a license. (Public Health.)

No. 105, Mr. Corish. Makes it a misdemeanor, punishable by fine of not more than \$200, or one year's imprisonment, for selling cocaine or any remedy containing cocaine, except by prescription or notice that such remedy contains cocaine. (Public Health.)

No. 120, Mr. Hahn. Authorizes the State board of health to prescribe and fix territorial limitations whenever any sewer system is constructed under any board of health, wherein such State board of health shall regulate or prohibit the use of toilets, water closets and urinals on railroad trains and other vehicles. (Public Health.)

No. 178, Mr. Baader. Prohibits and forbids every municipality, corporation and individual from discharging directly or indirectly any sewage or other polluting matter into the waters of the Passaic river or any of its tributaries at any point between the falls in Paterson and the mouth of the river in Newark bay after December 12th, 1912, and authorizes the Passaic Valley sewerage commissioners to enforce the act. Any one violating its provisions after such date the Court of Chancery is vested with special jurisdiction to enforce the act in a summary manner. The sewerage commissioners shall submit maps, plans and specifications for the construction of a joint trunk or main intercepting sewer or sewers for such municipalities as lie within the Passaic Valley sewerage district. These municipalities may enter into contract with the sewerage commission for the construction, maintenance and operation of such sewers, the cost of which shall be by the contract apportioned annually to the respective municipalities entering therein according to

the amount of sewage by each delivered or discharged. Upon such contract being made, the commissioners shall have full power to purchase and acquire lands, &c., necessary for constructing such sewer, and are given the power of condemnation. The bill provides in detail for this work. (Public Health.)

No. 230, Mr. Wright. Amends the act establishing the tuberculosis sanatorium relative to the admission of inmates, and giving the details as to such admission. (Public Health.)

No. 255, Mr. Klenert. Authorizes municipalities to establish and maintain plants for the treatment, disposal or rendering of sewage. (Municipal Corporations.)

No. 281, Mr. Morris. Requires the State Treasurer to pay for any products of the farm destroyed by the order of the State board of health; in case of destruction by local boards the municipal body shall pay therefor. (Public Health.)

No. 286, Mr. Crowther. Authorizes the State board of health to provide necessary laboratories, apparatus, materials and other requirements necessary to make, prepare and distribute through the local boards of health diphtheria antitoxin to the people of the State. (Public Health.)

No. 338, Mr. Pawelski. Amends the act to prevent the adulteration of food or drugs, and defines what shall be an adulteration of drugs, food or drink. (Agriculture.)

No. 348, Mr. Lane. Authorizes cities of the first class to use all or a portion of real estate they may own for the purpose of a tuberculosis hospital. (Municipal Corporations.)

*No. 354, Mr. Taylor. Makes it unlawful to construct or maintain any hospital, sanitarium or other building for the treatment or cure of pulmonary tuberculosis, or infectious, contagious or communicable disease within one-quarter of a mile from any building used or designed as a dwelling without the consent of the governing body of the municipality within which the building is to be located. Notice must be given of the application for such consent. (Public Health.)

*No. 363, Mr. Moxson. Authorizes cities through which any river, stream or creek runs and into which the sewage of any city empties, to build and construct intercepting sewers, to receive and dispose of such sewage, and issue bonds to meet the expense thereof. (Municipal Corporations.)

No. 379, Mr. Hahn. Establishes a board of examiners of registered nurses consisting of five members to be appointed by the governor. They shall make all necessary rules and regulations and provide for the examining and licensing of nurses. (Miscellaneous Business.)

No. 412, Mr. Tumulty. Makes it lawful for any city in localities having local boards of health to make complaint for violation of the health code. (Public Health.)

No. 416, Mr. Buck. Provides for the establishment of the bureau of electrical equipment, to be under the general supervision of the State board of health, which shall have control and direction of the placing and maintaining in streets and highways of electrical wires, conduits and equipments. Hereafter no person or corporation shall erect or construct any street railway, electric lighting, telephone or telegraph system until the plans and specifications are approved by said bureau. (Corporations.)

No. 445, Mr. Perkins. Authorizes the board of health of any city owning its own water works to certify to the governing body that a filtration plant is necessary for the preservation of the health of the city, and such governing body may appoint two of their own members to be known as the filtration commission.

Provision is made for the issuing of bonds for the construction of such plant, not to exceed one per cent. of the taxable values in said city. (Corporations.)

No. 469, Mr. Lane. Regulates the practice of osteopathy and providing for a State board of examiners of seven members to be appointed by the governor, which shall examine and license persons wishing to practice osteopathy. (Miscellaneous Business.)

No. 481, Mr. Riordan. Provides that in first class cities there shall be established a department for the supervision of the city board of health. This department to have control and direction of the placing, establishing and maintaining in buildings of all electrical appliances. Board of aldermen shall appoint a practical electrician or gas engineer to have charge of the department for term of one year at such salary as board shall fix. (Corporations.)

SENATE BILLS.

No. 55, Mr. Gebhardt. Amends the pure food law in regard to the production and sale of dairy products. (Public Health.)

*No. 83, Mr. Ackerman. Provides for the incorporation of pathological and anatomical associations for the advancement of medical and surgical science; gives any three or more physicians authority to form such organizations; authorizes officials of public institutions to deliver to such organizations dead bodies in their possession not claimed by relatives; provides a penalty for trafficking in dead bodies. (Corporations.)

*No. 107, Mr. Frelinghuysen. Amending the law regarding the establishment and government of a sanatorium for tuberculosis patients; gives admittance to applicants who have resided in the State a year; requires payment for treatment by persons who have means to pay; requires that municipalities sending indigent patients to pay for their treatment, and regulates manner of receiving for patients. (Public Health.)

*No. 116, Mr. Hillery. Establishes a State water-supply commission: provides for five members to be appointed by the governor; gives the commission general supervision over all the sources of water-supply, to the end that the same may be preserved for the benefit of the people of the State. (Municipal Corporations.)

*No. 168, Mr. Frelinghuysen. An act prohibiting the sale of impure foods, drugs, beverages, candy, condiments. (Public Health.)

No. 190, Mr. Robbins. Provides for the construction of sewers and sewer systems, for the issuance of bonds for the cost thereof, and for the collection of rentals for the use of such sewers. (Municipal Corporations.)

No. 197, Mr. Cornish. Requires that packages or bottles of medicines not compounded by prescription shall contain the formula, also information as to the quantity of alcohol and the drugs used in the preparation. (Public Health.)

*No. 204. Empowers State sewerage commission to inspect streams suspected of being polluted, and to compel cessation of such pollution, with power to ask for injunction. (Public Health.)

No. 233, Mr. Frelinghuysen. Authorizes municipalities to contract with each other respecting the disposal of sewage. (Boroughs and Townships.)

No. 241, Mr. Wakelee. Prohibits bringing into New Jersey garbage from another State. Penalty \$1,000 fine or six months' imprisonment. (Public Health.)

No. 255, Mr. Hutchinson. Empowers cities to construct sewers or drains.

notwithstanding the objections of property owners, when the board of health declares that such improvements are necessary for the public welfare. (Municipal Corporations.)

No. 258, Mr. Frelinghuysen (by request). Places all cities and municipalities under the law of June 8th, 1906, entitled "An act to enable any city in this State, other than cities of the first class, to construct, purchase or otherwise acquire water works for the purpose of supplying pure and wholesome water for public and private use in said city or in adjoining municipalities, and providing for the maintenance of the same." (Municipal Corporations.)

No. 283, Mr. Colby. Provides that all jails must give each inmate at least eighteen square feet of floor space in each cell, and not less than 200 feet of air space, and that each jail shall be provided with a system of ventilation whereby fresh air will be supplied at the rate of not less than twenty cubic feet per minute for each inmate. (State Prison.)

No. 284, Mr. Colby. Provides that suits in violation of the code, when complaint is made by an individual, shall be prosecuted in the name of the board of health. (Public Health.)

No. 301, Mr. Frelinghuysen. Regulates and controls the construction, cleanliness and location of slaughter-houses, abattoirs and places where animals are slaughtered for sale for human food, and to provide for the licensing of such establishments. (Public Health.)

No. 336, Mr. Wakelee. Repeals "An act to recover the purity of the public supply of potable waters in this State," approved March 17th, 1890. (Judiciary.)

No. 341, Mr. Frelinghuysen. Amends oleomargarine law by requiring that a defendant shall file a bond for double the amount of the judgment before an appeal is allowed. (Public Health.)

No. 349, Mr. Frelinghuysen. Requires physicians to report to the board of health all cases of malaria, tuberculosis, trachoma, rabies, glanders or chicken-pox within twelve hours after the discovery of them. (Public Health.)

No. 350, Mr. Shinn. Prohibits employes of railroads, or manufacturers of foods, &c., from acting as deputy inspectors of foods. (Public Health.)

*No. 168, pure food bill, was amended so as to permit the use of benzoate of soda.

No. 367. Gives State board of health power to compel abatement of nuisances in slaughter-houses. Immediately reported and placed on second reading, and passed finally. Fixes penalty of \$50.

*These bills became laws.

CIRCULARS.

The following circulars are now in print and ready for distribution:

- No. 89.—Bulletins Nos. 3 and 4.
- No. 94.—Contagious Diseases of Animals.
- No. 97.—Illuminating Oils.
- No. 98.—Restriction of Communicable Diseases.
- No. 100.—Transportation of the Dead.
- No. 101.—Births, Marriages and Deaths.
- No. 103.—Food and Drugs.
- No. 104.—Prevention of Small-pox.
- No. 105.—State Laboratory of Hygiene.
- No. 110.—Sanitary Inspection Service.
- No. 112.—Restriction of Spread of Malaria.
- No. 113.—Collection of Samples of Water.
- No. 114.—Prevention of Anthrax.
- No. 115.—Prevention of Tuberculosis.
- No. 116.—Clean Milk.
- No. 117.—Revision of Food and Drug Act.
- No. 118.—Public Health Laws.

CIRCULAR 117. JULY, 1907.

The act approved May 20th, 1907 (Chapter 217 of the Laws of 1907), which is printed in this circular, does not become operative until October, 1908, but it is published at this time to supply the demand for information concerning the provisions of the new law. It will be found to differ very little from the statutes which now govern the sale in New Jersey of adulterated and unwholesome food, except that it also contains the most important provisions of the Federal act of June 30th, 1906. It is in fact a revision of the laws at present in effect, with the addition of the provisions of the Federal act, thus causing the requirements relating to the sale of food and drugs within the State to conform very closely to those which relate to interstate regulations.

CHAPTER 217 OF THE LAWS OF 1907.

An Act to secure the purity of food, beverages, confectionery, condiments, drugs and medicines, and to prevent deception in the distribution and sales thereof (Revision of 1907).

BE IT ENACTED by the Senate and General Assembly of the State of New Jersey:

1. No person shall distribute or sell, or manufacture for distribution or sale, or have in his possession with intent to distribute or sell, any article of food or drug which under any of the provisions of this act is or shall be deemed to be adulterated or misbranded.

2. The term "drug," as used in this act, shall include all medicines and preparations recognized in the United States Pharmacopœia or National Formulary for internal or external use, and any substance or mixture of substances intended to be used internally or externally for the cure, mitigation or prevention of disease of man or animal: the term "food," as used in this act, shall include every article used for food or drink by man or animal, and every ingredient of such article, and all confectionery and condiments.

3. For the purposes of this act an article shall be deemed to be adulterated—
In case of drugs:

First. If, when a drug is sold under or by a name recognized in the United States Pharmacopœia or National Formulary, it differs from the standard of strength, quality or purity as determined by the test laid down in the United States Pharmacopœia or National Formulary official at the time of investigation.

Second. If its strength or purity fail below the professed standard or quality under which it is sold.

In the case of confectionery:

If it contains terra alba, barytes, talc, chrome yellow or other mineral substance, or poisonous color or flavor, or other ingredient deleterious or detrimental to health, or any vinous, malt or spirituous liquor or compound or narcotic drug.

In the case of food:

First. If any substance has been mixed or packed with it so as to reduce or lower or injuriously affect its quality or strength.

Second. If any substance has been substituted wholly or in part for the article.

Third. If any valuable constituent of the article has been wholly or in part abstracted.

Fourth. If it be mixed, colored, powdered, coated or stained in a manner whereby damage or inferiority is concealed.

Fifth. If it contain any added poisonous or other added deleterious ingredient which may render such article injurious to health: *provided*, that when in the preparation of food products for shipment they are preserved by any external application applied in such manner that the preservative is necessarily removed mechanically, or by maceration in water, or otherwise, and directions for the removal of said preservative shall be printed on the covering of the package, the provisions of this act shall be construed as applying only when said products are ready for consumption.

Sixth. If it consists in whole or in part of a filthy, decomposed or putrid animal or vegetable substance, or any portion of an animal unfit for food, whether manufactured or not, or if it is the product of a diseased animal, or one that has died otherwise than by slaughter.

4. The term "misbranded," as used herein, shall apply to all drugs, or articles of food, or articles which enter into the composition of food, the package or label of which shall bear any statement, design or device regarding such article, or the ingredients or substances contained therein, which shall be false or misleading in any particular, and to any food or drug product which is falsely branded as to the state, territory or country in which it is manufactured or produced.

For the purposes of this act, an article shall also be deemed to be misbranded—

In case of drugs:

First. If it be an imitation of or offered for sale under the name of another article.

Second. If the contents of the package as originally put up shall have been removed, in whole or in part, and other contents shall have been placed in such package, or if the package fail to bear a statement on the label of the quantity or proportion of any alcohol, morphine, opium, cocaine, heroin, alpha or beta eucaine, chloroform, cannabis indica, chloral hydrate, acetanilide, acetphenetidine, phenacetin or antipyrin, or any derivative or preparation of any such substances contained therein; *provided*, that nothing in this subdivision contained shall be construed to apply to such preparations as are specified and recognized by the United States Pharmacopœia or National Formulary, which are in accordance therewith, or to the filling of written prescriptions furnished by practicing physicians, dentists or veterinarians, the originals of which prescriptions are retained and filed by the druggist; *and provided further*, that nothing in this act contained shall be construed to apply to such drugs or medicines as are personally dispensed by legally licensed physicians, dentists or veterinarians in the course of their practice as such physicians, dentists or veterinarians.

In the case of food:

First. If it be an imitation of or offered for sale under the distinctive name of another article.

Second. If it be labeled or branded so as to deceive or mislead the purchaser, or purport to be a foreign product when not so, or if the contents of the package as originally put up shall have been removed, in whole or in part, and other contents shall have been placed in such package, or if it fail to bear a statement on the label of the quantity or proportion of any morphine, opium, cocaine, heroin, alpha or beta eucaine, chloroform, cannabis indica, chloral hydrate, acetanilide, acetphenetidine, or phenacetin or antipyrin, or any derivative or preparation of any such substances contained therein.

Third. If in package form, and the contents are stated in terms of weight or measure, they are not plainly and correctly stated on the outside of the package.

Fourth. If the package containing it or its label shall bear any statement, design or device regarding the ingredients or the substances contained therein, which statement, design or device shall be false or misleading in any particular.

5. No article shall be deemed to be adulterated or misbranded within the meaning of this act when specially prepared for export to any foreign country, if such article shall be prepared and packed according to the directions of the foreign purchaser, and if no substance is used in the preparation or packing of such article which is prohibited by the laws of the foreign country for export to which said article was prepared; *provided*, that if such article shall be sold or offered for sale for use or consumption within the United States of America, then all the provisions of this act, with regard to adulteration and misbranding, shall apply thereto; *and provided further*, that all food products manufactured in this State during the year one thousand nine hundred and seven, in which preservatives are used, which preservatives are not now specifically prohibited by the Department of Agriculture of the United States, shall be exempt from the provisions of this act; *provided*, the use of such preservatives is stated upon the label or in branding such products, and also the date of their manufacture.

6. No person shall distribute or sell, or have in his possession with intent to distribute or sell, any milk which contains less than twelve per centum of milk solids, or more than eighty-eight per centum of watery fluids, or less than three per centum of milk fats; *provided, however*, that milk especially prepared for infant feeding, and sold in containers having a capacity of not more than ten fluid ounces each, shall not be deemed to be adulterated although pure water may have been added thereto or the standard thereof may differ from the

standards fixed by this section, if each container shall have securely affixed to it a tag or label on which is plainly and legibly marked the words "modified milk for infant feeding," and also a true statement of the percentage of each ingredient of the milk in such container.

7. No person shall distribute or sell, or have in his possession with intent to distribute or sell, any cream which contains less than sixteen per centum of milk fats, unless the amount of milk fat contained therein is plainly and legibly marked on the outside of every can, bottle, vessel or container in which such cream is kept, stored, shipped, transported, or from which it is sold.

8. No person shall distribute or sell, or have in his possession with intent to distribute or sell, any milk or cream which contains any water, drug, chemical, preservative, coloring matter, condensed milk or any substance of any kind or character which has been added thereto or mixed therewith, or any milk or cream which is the product in whole or in part of any animal kept in a crowded, uncleanly or unhealthy place or condition, or which is the product in whole or in part of any animal fed on swill, or any substance in a state of rotteness or putrefaction, or on any substance of an unwholesome nature, or on any food or substance which may produce diseased or unwholesome milk. No person shall distribute or sell, or have in his possession with intent to distribute or sell, any milk or cream which is produced in whole or in part from any animal within fifteen days before or five days after parturition.

9. No person shall sell or offer or expose for sale, or have in his possession for the purpose of sale, any milk from which the cream or any part thereof has been removed, unless every can, vessel or package containing such milk shall have a metal label or tag of metal distinctly, durably and permanently soldered in a conspicuous place upon the outside, and not more than six inches from the top thereof, with the words "skimmed milk" stamped, indented or engraved on the label or tag in letters not less than two inches in height, and the several lines of which shall not be less than three-eighths of an inch in width: *provided, however*, that every glass bottle, in lieu of such label or tag, may have blown in it the words "skimmed milk" in letters which shall not be less than one inch in height, and the several lines of which shall not be less than one-eighth of an inch in width; such milk shall only be sold or shipped in or retailed out of a can, bottle, vessel or package so marked.

10. No person shall distribute or sell, or offer for distribution or sale, or have in possession with intent to distribute or sell, any milk which has been produced in whole or in part by any animal which is not daily supplied with pure and wholesome water; and no person shall wash or attempt to cleanse any can, bottle, vessel or utensil used for handling or transporting milk which is intended for distribution or sale in water which is polluted, contaminated or impure.

11. No person having the possession or care of any milk which is intended for sale or distribution shall permit it to be exposed to, or contaminated by, the emanations, discharges or exhalations from any person sick with any contagious disease; and no person shall distribute or sell, or offer to distribute or sell, or have in his possession with intent to distribute or sell, any milk which has been so exposed or contaminated.

12. No person having custody of a milk can, bottle or other vessel used as a container for milk intended for sale or distribution shall place or permit to be placed therein any article or substance other than milk or its products, or water or other agent used for cleansing such can, bottle or vessel.

13. No person shall send, ship, return or deliver or cause or permit to be sent, shipped, returned or delivered to any producer, wholesaler or retailer of milk within this State any can, bottle or other vessel used as a container for milk containing any article or substance other than milk or its products.

14. It shall be the duty of any person, persons or corporation to whom milk is shipped by any person in this State, before returning to such shipper the can or vessel used for transporting such milk, to remove all milk from such can or vessel and to thoroughly rinse such can or vessel with pure water or to cause the same to be done; and it shall be the duty of any person, persons or corporation shipping milk to any point or points within or without this State to thoroughly cleanse, or cause to be cleansed, the can or vessel used for transporting such milk before the milk is placed therein.

15. No person shall in any way or manner erase, cancel, obliterate, deface, cover, remove or alter any brand, tag, label or other marking required by any of the provisions of this act to be attached or affixed to any can, vessel, package or other container.

16. No person shall distribute or sell, or offer for distribution or sale, or have in his possession with intent to distribute or sell, as cider vinegar or apple vinegar, any vinegar which is not produced exclusively by the alcoholic and subsequent acetous fermentations of the juice of apples, or is not laevorotatory, or the total amount of acid in one hundred cubic centimeters of which, calculated as acetic acid, is less than four grams, or which contains less than one and six-tenths grams of apple solids or less than twenty-five one-hundredths of one gram of apple ash in one hundred cubic centimeters. The water-soluble ash from one hundred cubic centimeters of the vinegar shall require not less than thirty cubic centimeters of deci-normal acid, to neutralize its alkalinity, and shall contain not less than ten milligrams of phosphoric anhydride.

17. No person shall distribute or sell, or offer for distribution or sale, or have in his possession with intent to distribute or sell as wine vinegar or grape vinegar, any vinegar which is not produced exclusively by the alcoholic and subsequent acetous fermentations of the juice of the grape or the total amount of acid in one hundred cubic centimeters of which, calculated as acetic acid, is less than four grams, or which contains less than one and four-tenths grams of grape solids, or less than thirteen one-hundredths of one gram of grape ash in one hundred cubic centimeters.

18. No person shall distribute or sell, or offer for distribution or sale, or have in his possession with intent to distribute or sell, as malt vinegar, any vinegar which is not made exclusively by the alcoholic and subsequent acetous fermentations, without distillation, of an infusion of barley, malt or cereals whose starch has been converted by malt, or is not dextrorotatory, or the total amount of acid in one hundred cubic centimeters of which, calculated as acetic acid, is less than four grams, or which contains less than two grams of solids or less than two-tenths of one gram of ash in one hundred cubic centimeters. The water-soluble ash from one hundred cubic centimeters of the vinegar shall require not less than four cubic centimeters of deci-normal acid to neutralize its alkalinity, and shall contain not less than nine milligrams of phosphoric anhydride.

19. No person shall distribute or sell, or offer for distribution or sale, or have in his possession with intent to distribute or sell, as sugar vinegar, molasses vinegar or syrup vinegar, any vinegar which is not made exclusively by the alcoholic and subsequent acetous fermentations of solutions of a sugar, syrup, molasses or refiners' syrup, or the total amount of acid in one hundred cubic centimeters of which, calculated as acetic acid, is less than four grams.

20. No person shall distribute or sell, or offer for distribution or sale, or have in his possession with intent to distribute or sell, as glucose vinegar,

any vinegar which is not made exclusively by the alcoholic and subsequent acetous fermentations of starch sugar, glucose or glucose syrup, or is not dextrorotatory, or the total amount of acid in one hundred cubic centimeters of which, calculated as acetic acid, is less than four grams.

21. No person shall distribute or sell, or offer for distribution or sale, or have in his possession with intent to distribute or sell, as spirit vinegar, distilled vinegar or grain vinegar, any vinegar which is not made exclusively by the acetous fermentation of dilute distilled alcohol, or the total amount of acid in one hundred cubic centimeters of which, calculated as acetic acid, is less than four grams.

22. No person shall distribute or sell, or offer for distribution or sale, or have in his possession with intent to distribute or sell, any vinegar, the total amount of acid in one hundred cubic centimeters of which, calculated as acetic acid, is less than four grams, or which contains any mineral acid, any artificial coloring matter or any preservative.

23. No person shall distribute or sell, or offer for distribution or sale, or have in his possession with intent to distribute or sell, any vinegar contained in any barrel, vessel, bottle or package, unless such barrel, vessel, bottle or package bears a label or imprint thereon in legible type, designating the name and address of the manufacturer of the vinegar and the name of the particular kind of vinegar contained therein.

24. No person shall kill, or aid in killing for human food, any calf less than four weeks old. No person shall sell or offer for sale, or have in his possession with intent to sell, any calf which has been killed when less than four weeks old, or any of the meat of any such calf.

25. Every person who shall distribute or sell, or offer for distribution or sale, or have in his possession with intent to distribute or sell, any article of food or drug, shall, on the request therefor and the tender of the value thereof by any chief or other inspector appointed under the authority of this act, deliver to such chief or other inspector so much of any such article of food or drug as said chief or other inspector may request: if such request shall not be immediately granted said chief or other inspector shall thereupon have the power to demand and take so much of any such article of food or drug as such chief or other inspector may think proper, he, at the time of said demand and taking, tendering to the person in charge of such article of food or drug what he may deem to be the reasonable value thereof; said chief or other inspector shall, at the time of the delivery to him of such article of food or drug, or of his demanding and taking the same, divide the sample so delivered or demanded and taken in the presence of the person from whom the request or demand was made or of a witness or witnesses into two or more parts, and shall duly seal two or more of said parts each in a suitable can, vessel or package, and, at the time of taking such sample, shall tender, and, if accepted, shall deliver one part to the person of whom the request or demand was made, with a statement, in writing, signed by said chief or other inspector, that such sample is taken for the purpose of examination: and in any prosecution of any person for the violation of any provision of this act no proof of any analysis thereof shall be given in evidence by the prosecutor unless a part of the sample shall have been sealed up and tendered, with such writing as aforesaid, to the person of whom the request or demand was made: *provided, however,* that in any prosecution for the sale of food or drug in violation of this act, proof of the analysis of the article so sold may be given in evidence on the part of the prosecutor, notwithstanding the fact that the purchase of such article may have been made by some person other than the chief or other inspector appointed

under the authority of this act, if such article so sold in violation of this act shall immediately after such sale be delivered by the person so purchasing said article to the chief or any other inspector appointed under the authority of this act, and said chief or other inspector shall, upon such delivery to him, in the presence of the person from whom the request or demand was made or of a witness or witnesses, which witness may be the person who made the said purchase, divide the said article into two or more parts, and shall duly seal two or more of said parts, each in a suitable can, vessel or package and shall tender, and, if accepted, shall deliver to the person who sold the said article one part of such sample with a statement, in writing, signed by said chief or other inspector, that such sample is taken for the purpose of examination; the chief and every other inspector appointed under the authority of this act, whenever he has reason to believe that any of the provisions of this act concerning the sale or distribution of milk or cream, or the offering or exposing of milk or cream for sale, or the having of milk or cream in possession for the purpose of sale, is being violated, shall have power to open any can, vessel or package containing such suspected milk or cream, whether the can, vessel or package be sealed or locked or not, and whether it be in transit or not; and if, upon inspection, he shall believe that such milk or cream is being distributed or sold, or had in possession with intent to distribute or sell, or offered or exposed for sale, contrary to any of the provisions of this act, he may, in the presence of one or more witnesses, take a sample thereof and seal it in a can, vessel or package, and send the sample thus enclosed and sealed for analysis to any chemist appointed under the authority of this act; he may also, in any such case, condemn such milk or cream and pour it upon the ground.

26. The members of the State board of health and all chemists, inspectors and employes appointed by said board under authority contained in this act, shall have full and free access, ingress and egress to all places of business, factories, farms, buildings, hotels, restaurants, boarding-houses, carriages, cars, cans, vessels and containers used in the manufacture, sale, distribution or transportation of any article or product of food or drug; they shall also have power to examine and open any package, can or vessel containing or believed to contain any article of food or drug which may be manufactured or sold, or exposed for sale, or had in possession with intent to sell in violation of any of the provisions of this act, and may inspect the contents therein and may take therefrom samples for examination.

27. No person shall obstruct or in anywise interfere with any analyst, chemist, chief or other inspector or employe of the State board of health in the performance of any duty under this act.

28. Any standard of purity, quality or strength of any food or drug, the purity, quality or strength of which is not fixed by any law of this State, which standard has been or hereafter may be established and published by the Secretary of the Department of Agriculture of the United States of America, may be adopted by the board of health of this State by resolution duly adopted at a regular meeting of said board, which resolution shall be certified to the Secretary of State by the Secretary of the State board of health, and shall be published at the end of the session laws of the Legislature next thereafter published after the adoption of said resolution, and the standard of purity, quality or strength of any food or drug as fixed in said resolution shall take effect when so published: *provided, however,* that if any such standard so adopted shall be changed by the Secretary of said Department of Agriculture it shall not continue in effect in this State after such change has become effective.

29. No person shall sell, or offer or expose for sale, or have in his possession

with intent to sell, or manufacture for sale, any article of food or drug which differs in purity, quality or strength from the standard adopted and published in accordance with section twenty-eight of this act.

30. The board of health of any municipality in this State may enforce the provisions of this act within said municipality, and shall have the power to designate from among its sanitary inspectors one or more inspectors who shall be known as inspector or inspectors of foods and drugs of such municipality, and whose duties shall be, besides the usual duties of a sanitary inspector in such municipality, to aid in the enforcement of this act in such municipality, and who shall have within the limits of such municipality all the powers and authority given to any inspector appointed under the provisions of this act. Such board may also appoint one or more analysts.

31. The State board of health shall enforce the provisions of this act and shall have the power from time to time to adopt, promulgate and publish, by circular or otherwise, such general rules and regulations for the government of the analysts, chemists, chief inspector and such other inspectors and employes appointed by the said board as they may deem proper; they shall also have the power to give to any analysts, chemists or chief inspector, or other inspector or employe appointed by the said board, such orders concerning any performance of duty as they from time to time may deem proper; they shall also have the power from time to time to appoint such analysts, chemists, chief inspector and other inspectors and employes as they may deem proper, who shall hold their respective positions during the pleasure of said board and perform such general or special services as said board may by their general rules and regulations or by their special orders require, and to fix and allow to said analysts, chemists, chief inspector and other inspectors and employes, respectively, such salaries, fees or compensation as the said board shall deem to be reasonable, which salaries, fees and compensation shall be paid out of the appropriations from time to time made by the Legislature for carrying out the provisions of this act; the said board shall have the power, and it shall be their duty, through said analysts, chemists, chief inspector and other inspectors and employes, and in such other ways as the said board may deem practicable, to make inquiries and investigations concerning alleged or probable violations of any of the provisions of this act, to cause any and all persons guilty of any violation thereof to be prosecuted under the provisions of this act, and, generally, to adopt, carry out and enforce such rules and regulations as shall promote the purposes of this act.

32. Every person who shall violate any of the provisions of the first, eighth, eleventh, sixteenth, seventeenth, eighteenth, nineteenth, twentieth, twenty-first, twenty-second, twenty-third or twenty-fourth sections of this act shall be liable to a penalty of fifty dollars for the first offense, one hundred dollars for the second offense and two hundred dollars for the third and each subsequent offense.

33. Every person who shall violate any of the provisions of the twenty-seventh section of this act shall be liable to a penalty of one hundred dollars for the first offense and to a penalty of two hundred dollars for the second and each subsequent offense.

34. Every person who shall violate any of the provisions of the sixth section of this act shall be liable to a penalty of twenty-five dollars for the first offense and to a penalty of fifty dollars for the second and each subsequent offense; *provided, however*, that in any such case it shall be the duty of the Board of Health of the State of New Jersey or the local board of health, as the case may be, within forty-eight hours after making an analysis to cause

to be mailed to the person charged with such violation a notice, stating that an analysis of the milk taken from the possession of such person has shown the same to be below the statutory standard with regard to solids, and that therefore such person is guilty of a violation of this act, and stating the liability incurred by such person by reason of such violation. In case the person charged with such violation has not previous thereto paid a penalty for any alleged violation of this act, or has not been convicted of any violation of this act, and shall within fifteen days after the mailing of said above-mentioned notice pay to the Attorney-General of this State, for the use of the State, or to the local board of health, for the use of the municipality, as the case may be, a penalty of fifteen dollars, no action for the recovery of a penalty shall be commenced against such person for said violation; *provided further*, that hereafter the payment of a penalty for an alleged violation of this act, either before or after the institution of proceedings for the collection thereof, shall for the purposes of this subdivision be deemed equivalent to a conviction of the violation for which such penalty was paid.

It shall be a sufficient mailing of the notice required by this subdivision if the same is deposited in the post-office, postage prepaid, addressed to the name and address given by the person in charge of the milk from which such sample was taken, to the inspector or other person who took the said sample, as the name and address of the owner of the said milk from which such sample was taken.

35. Every person who shall violate any of the provisions of the seventh, ninth, tenth, fifteenth or twenty-ninth sections of this act shall be liable to a penalty of twenty-five dollars for the first offense and to a penalty of fifty dollars for the second and each subsequent offense.

36. Every person who shall violate any of the provisions of the fourteenth section of this act shall be liable to a penalty of ten dollars for each can, bottle or vessel returned or used in violation of said section or any of its provisions.

37. Every person who shall violate any of the provisions of the twelfth or thirteenth sections of this act shall be liable to a penalty of twenty-five dollars for each offense.

38. Payment of a penalty for any alleged violation of this act, either before or after the institution of proceedings for the collection thereof, shall, for the purposes of this act, be deemed equivalent to a conviction of the violation for which such penalty was claimed.

39. When any person shall violate any of the provisions of this act by manufacturing or producing any article of food or drug for distribution or sale, or by having any such article in possession with intent to distribute or sell, or by offering or exposing any such article for sale at different manufactories or places of business or in different wagons or conveyances on the same day or at the same time, the manufacture or production for distribution or sale, or possession with intent to distribute or sell, or offering or exposing for sale of any such article in violation of any of the provisions of this act at each such manufactory, place of business, or in each such wagon or conveyance, on the same day or at the same time, shall be deemed a separate and distinct violation of this act.

40. Any and all penalties prescribed by any of the provisions of this act shall be recovered in an action of debt by and in the name of the Board of Health of the State of New Jersey, or by and in the name of any board of health of any municipality of this State, as the case may be, as plaintiff. The pleadings shall conform, in all respects, to the practice prevailing in

the court in which any such action shall be instituted, but no pleading or process shall be set aside or invalidated by reason of any formal or technical defects therein if the same contain a statement of the nature of the alleged violation and of the section of this act alleged to have been violated, and upon the attention of the court being called to any such formal or technical defect the same shall be immediately corrected and the said pleading or process amended as a matter of course, and as to all other defects in pleadings or process the same may be amended, in the discretion of the court, as in any other action or proceeding in said court.

41. When judgment shall be rendered against any defendant other than a body corporate execution shall be issued against his goods and chattels and body without any order of the court for that purpose first had and obtained. If the officer executing any such writ shall be unable to find sufficient goods and chattels of said defendant in his bailiwick to make the amount of said judgment he shall take the body of the said defendant and deliver him to the keeper of the common jail of said county there to be detained until discharged by the court in which such judgment was obtained, or by one of the justices of the Supreme Court when such court or justice shall be satisfied that further confinement will not result in the payment of the judgment and costs. In case judgment shall be rendered against a body corporate execution shall be issued against the goods and chattels of such body corporate as in other actions of debt.

42. All penalties collected under the provisions of this act shall be paid into the treasury of the State of New Jersey.

43. The word "person," as used in this act, shall be construed to import both the plural and the singular, as the case may demand, and shall include corporations, companies, societies and associations, as well as individuals. When construing and enforcing any provision of this act, the act, omission or failure of any officer, agent or other person acting for or employed by any individual, corporation, company, society or association within the scope of his employment or office, shall in every case be deemed to be the act, omission or failure of such individual, corporation, company, society or association, as well as that of the person.

44. Whenever any person shall violate any of the provisions of this act it shall be lawful for the State board of health, either before or after the institution of proceedings for the collection of the penalty imposed by this act for such violation, to file a bill in the Court of Chancery in the name of the State at the relation of such board for an injunction to restrain such violation and for such other or further relief in the premises as the Court of Chancery shall deem proper, but the filing of such bill, nor any of the proceedings thereon, shall not relieve any party to such proceedings from the penalty or penalties prescribed by this act for such violation.

45. Whenever any member of the State board of health or any chief or other inspector appointed under the authority of this act shall find any meat, milk, fish, bird, fowl, vegetable or other food of a perishable nature exposed or offered for sale, or had in possession with intent to sell, in violation of any of the provisions of this act, or in a state of rottenness or putrefaction, or in any condition which renders it in his opinion unwholesome or unfit for use for human food, he shall condemn the same and cause it to be destroyed or disposed of in such a manner as to make it impossible to be thereafter used for human food.

46. No dealer shall be prosecuted under the provisions of this act for distributing or selling, or having in his possession with intent to distribute or

sell, any article of food or drug which under any of said provisions shall be deemed to be adulterated or misbranded; *provided*, that said article of food or drug is distributed or sold or had in possession with intent to distribute or sell in the original unbroken package in which it was received by said dealer; *and provided further*, that he can establish a guaranty, signed by the wholesaler, jobber, manufacturer, or other person residing in the United States, from whom he purchased such article, to the effect that the same is not adulterated or misbranded within the meaning of this act, designating it. Said guaranty, to afford protection, shall contain the name and address of the person making the sale of such article to such dealer, and in such case, said person, if he is a resident of this State, shall be amenable to the prosecution, fines and other penalties which would attach in due course to the dealer under the provisions of this act. If the guaranty is signed by a person who resides outside of this State, then the board of health of this State shall report the facts in the case to the Secretary of Agriculture of the United States, or the proper officer appointed for the enforcement of the act of Congress, entitled "An act for preventing the manufacture, sale or transportation of adulterated or misbranded or poisonous or deleterious foods, drugs, medicines and liquors, and for regulating traffic therein, and for other purposes," approved June thirtieth, one thousand nine hundred and six.

47. Nothing in this act contained shall be construed to repeal, affect or impair the provisions of an act of the Legislature of this State entitled "A further supplement to an act entitled 'An act to secure the purity of foods, beverages, confectionery, condiments, drugs and medicines, and to prevent deception in the distribution and sales thereof,' approved March twenty-first, one thousand nine hundred and one," approved April twentieth, one thousand nine hundred and six, but said act shall continue in force as if this act had not been passed. All penalties imposed by said act shall be collected by an action of debt brought by and in the name of the Board of Health of the State of New Jersey, in accordance with the provisions of the fortieth and forty-first sections of this act.

48. Nothing in this act contained shall be construed to repeal, affect or impair the provisions of an act of the Legislature of this State entitled "An act to prevent deception in the sale of oleomargarine, butterine or any imitation of dairy products, and to preserve the public health," approved March twenty-second, one thousand eight hundred and eighty-six, or the acts supplementary thereto or amendatory thereof, but said act and its supplements and amendments shall continue in force as if this act had not been passed.

49. In case for any reason any section or any provision of this act shall be questioned in any court, and shall be held to be unconstitutional or invalid, the same shall not be held to affect any other section or provision of this act.

50. The State board of health may expend annually, for the purposes of carrying out the provisions of this act, a sum not exceeding twenty thousand dollars, which sum shall be paid by the Treasurer of this State upon the warrants of the Comptroller; *provided, however*, that an appropriation therefor shall first be made by the Legislature.

51. This act shall take effect on the first day of October, one thousand nine hundred and eight.

Approved May 20th, 1907.

REPORT
OF THE
Bureau of Vital Statistics
OF THE
STATE OF NEW JERSEY
FOR THE
Year Ending December 31st, 1906.

Introduction.

The purpose for which records of vital statistics are collected and preserved may be to establish the right of some individual to vote; to sustain a claim in a pension case; to prove a right of inheritance, or to show eligibility for appointment as a member of the police, fire or other public service. But more important than any of these considerations is the measure afforded by these facts concerning the relative strength and vigor of the population. From these records we learn the average duration of life of the citizens of the State, and of those who dwell in each statistical division or district, and what influence upon health and strength is exerted by various trades, occupations and dwelling-places. In these records is found justification for the application of the laws of hygiene, for it is observed that high death rates uniformly attend certain conditions which are universally known to be unhealthful. Almost all of these unhealthful influences are preventable, and they may be averted or removed by the exercise of the well-understood precautions which prevent needless pollution of air, soil and water.

Concerning the general public utility of records of births, marriages and deaths, Beneki, the statistician of the German government, has said: "Mortality statistics constitute the basis of public as well as private action for the protection of health, and every fact learned concerning the causes which prevent premature deaths assists in prolonging the working power of individuals and promotes the general welfare of the nation."

The Austrian Minister of Commerce has said: "Statistics relating to births, marriages and deaths are no longer used as a mere theoretical science for the gratification of the curiosity of the learned, since they subserve the practical ends of political society and lend service to administration as well in determining the value of existing institutions and laws as in weighing measures not yet carried out."

An eminent American writer says: "The adoption of the numerical method in dealing with births and deaths marks the application of sanitation to the prevention of disease for the facts obtained by registration of vital statistics enable the health officer to direct his efforts for the improvement of conditions which are thus proved to be unhealthful. Vital statistics may therefore be regarded as finger-boards pointing to the sanitary measures which will be most effectual in prolonging human life."

Mortality records have shown that the death rate varies from fifteen to eighty per thousand in different places, and study of local conditions has shown that this wide variation is due to personal and domestic factors, and to certain avoidable influences, and it is upon the foundation afforded by these facts that the art of hygiene is founded.

The discoveries concerning the relation of excremental contamination to cholera and typhoid fever were the direct result of the statistical methods of investigation, and the most important sanitary reforms which have occurred during the past century have followed as a result of the collection and publication of records showing the morbidity and mortality tables of the locality. In this manner "many districts which statistical returns have shown to be in the worst condition have become the best."

Another writer says: "One of the first great objects of sanitary organization should be to watch the death rate; to watch it not only over a city or parish, but in detail; to watch it with due regard to differences of sex, age and circumstances; to watch it from month to month, and even from week to week; to watch it as affected by different diseases, and particularly with reference to the communicable diseases, and such as we believe to be preventable; and this done, to make known the facts from time to time to those who are chiefly concerned in sanitary evils and their removal, so as effectually to bring home the immense significance of the facts taught by these figures."

The method which is at present in operation in New Jersey for the collection and preservation of returns of births, marriages and deaths has been employed since 1878. Previous to that year local records were written in a few localities, and the books prepared by local registrars were forwarded to the Secretary of State, Trenton. All of these records are now on file in the office of the

Bureau of Vital Statistics, and, together with the more recent returns, they are available for study and reference.

Certificates of Births.—The Legislature has made the following provision relating to the reporting of births:

"That it shall be the duty of the physician or midwife present at the birth of any child born in this State, and in case there be no physician or midwife present, then of the parents or either of them, to transmit, within thirty days after such birth, to the officer hereinafter designated, a certificate of such birth, which certificate shall set forth particularly, as far as they can be obtained, the day of the month and year of the birth, the township, city or municipality, and the county, in which the birth occurred, the name of each of the parents, the maiden name of the mother, the birthplace, residence and occupation of each of the parents, the sex and color of the child, the name of the child, if it be named, and the name of the attending physician or midwife, if any there be; it shall also be the duty of the assessor of every township, and of the clerk or the person acting as registrar of vital statistics in every city, borough, town or other local municipal government, between the first and tenth days of April, in each and every year, to mail to each physician or midwife residing in such township, city, borough, town or other local municipal government, or to supply to every such physician or midwife on application therefor, twelve envelopes of proper size, each with a two-cent postage stamp thereon, to be provided at the expense of the township, city, borough, town or other local municipal government, for the use of said physicians and midwives in transmitting said certificates of birth to the officer hereinafter designated; any physician, midwife or parent whose duty it may be to transmit such certificate as aforesaid, and who shall neglect or fail to perform such duty within the time above limited, shall be liable to a penalty of twenty dollars; and the assessor of any township who shall ascertain that any physician, midwife or parent has neglected or failed to perform such duty as aforesaid, within the time above limited, shall forthwith make and sign a certificate setting forth the particulars herein above specified and shall mark the same with the words "special return." but no such certificate of the assessor and no failure of any assessor, clerk or registrar of vital statistics to mail the envelopes aforesaid, shall release any physician or midwife, or any parent, from the duty of certifying such birth in the manner aforesaid nor from the penalty incurred by any neglect or failure to certify such birth."

From the foregoing it is seen that physicians and midwives who may professionally attend at any birth are required to prepare a certificate of the birth, on a blank furnished by the Bureau of Vital Statistics, through the local registrar, and transmit said certificate within thirty days to the said officer. When no professional attendant is present, then the parents shall prepare and transmit the certificate of birth. The law requires that the assessor, city clerk, or other person acting as registrar, shall annually supply each physician and midwife, on application therefor, with twelve stamped envelopes for use in transmitting certificates of birth.

Registrars Must Make Prompt Returns.—The State Bureau of Vital Statistics is now issuing regular monthly bulletins showing the mortality records of the entire State, and it is essential that every death certificate which has been received by any local registrar, city clerk or assessor, shall be transmitted to Trenton on or before the fifteenth day of each month, as the law provides. This requirement of the law has been faithfully complied with in nearly all localities, and the delinquent registrars have each been notified that the penalty for delay will be imposed if future violations occur.

Table 50.—Births, Marriages and Deaths, by Counties, Cities, Boroughs and Townships, and Totals for the State, for the Year Ending December 31st, 1906, and Showing Increase and Decrease from Previous Year.

ATLANTIC COUNTY.

NAME OF PLACE.	BIRTHS.			MARRIAGES.			DEATHS.		
	Number in 1906.	Variation from 1905.		Number in 1906.	Variation from 1905.		Number in 1906.	Variation from 1905.	
		Increase.	Decrease.		Increase.	Decrease.		Increase.	Decrease.
Absecon	15	4	7	14	4	
**Atlantic City	584	57	502	65	710	80	
Buena Vista	73	15	24	41	8	
Brigantine	
Egg Harbor City	57	20	24	11	
Egg Harbor	23	5	6	1	18	26	
Folsom Borough	10	
Galloway	32	4	16	6	31	12	
Hamilton	111	2	49	5	66	
Hammonton	3	6	1	8	
Linwood	
Longport Borough	11	1	3	1	
Mullica	9	5	25	12	
Northfield City	65	13	21	44	
Pleasantville	3	
Port Republic City	
Somers Point	
South Atlantic City	1	
Ventnor	12	6	4	
Weymouth	
	1,018	97	40	670	80	43	1,033	121	66

* Marriage certificates received from County Clerk in which the places where the marriages were performed are not stated.

** The death-rate in summer resorts is calculated on the basis of the resident population, whereas the actual population is often several times larger, and on account of this floating population and the large number of invalids included in it, the death-rate is not a criterion of health conditions.

BERGEN COUNTY.

NAME OF PLACE.	BIRTHS.		MARRIAGES.		DEATHS.				
	Number in 1906.	Variation from 1905.	Number in 1906.	Variation from 1905.	Number in 1906.	Variation from 1905.			
		Increase.		Decrease.		Increase.	Decrease.		
Allendale	9	1	1	1	6	6			
Alpine Borough	2	3	1	1	1	1			
Bergenfield	29	17	10	10	18	18			
Bogota	19	3	19	19	40	40			
Carlstadt	74	4	26	26	28	28			
Cliffside Park	62	22	11	11	19	19			
Closter Borough	23	20	1	1	10	10			
Cresskill	16	3	1	1	14	14			
Deiford	121	5	5	5	15	15			
Demarest Borough	5	5	3	3	12	12			
Dumont	30	9	2	2	48	48			
East Rutherford	76	1	12	12	21	21			
Edgewater	27	1	12	12	9	9			
Englewood City	137	12	54	54	18	18			
Englewood Cliffs	1	7	3	3	1	1			
Etna	10	15	4	4	1	1			
Fairview	34	15	5	5	15	15			
Fort Lee	44	37	10	10	45	45			
Franklin	28	6	10	10	19	19			
Garfield	137	14	56	56	76	76			
Glen Ridge	12	16	1	1	10	10			
Hackensack City	200	13	152	152	193	193			
Harrington	8	13	4	4	3	3			
Harrington Park Borough	30	4	4	4	4	4			
Hasbrouck Heights	30	6	10	10	13	13			
Howorth Borough	9	3	4	4	13	13			
Hillsdale	12	15	16	16	1	1			
Hobokus	42	7	16	16	13	13			
Leonia	3	2	6	6	2	2			
Little Ferry	37	9	6	6	32	32			
Lodi Borough	76	18	18	18	3	3			
Lodi Township	21	1	1	1	1	1			
Maywood	19	1	1	1	9	9			
Midland	21	2	5	5	37	37			
Midland Park	54	17	9	9	25	25			
Montvale	12	3	2	2	4	4			
North Arlington	3	3	1	1	1	1			
Northvale	7	2	1	1	1	1			
Norwood Borough	12	2	3	3	5	5			
Oakland	13	3	3	3	6	6			
Old Tappan	1	1	1	1	9	9			
Orvil Borough	21	12	7	7	1	1			
Orvil Township	50	13	16	16	23	23			
Overpeck	22	7	2	2	1	1			
Palisade	23	1	2	2	13	13			
Palisade Park	34	10	4	4	15	15			
Park Ridge	8	2	5	5	3	3			
Ridgefield Borough	4	4	2	2	4	4			
Ridgefield Township	68	8	28	28	4	4			
Ridgewood	19	7	7	7	1	1			
Riverside	3	8	4	4	1	1			
Rivervale Township	87	4	33	33	62	62			
Rutherford	6	4	6	6	8	8			
Saddle River Borough	62	33	4	4	48	48			
Saddle River Township	15	7	1	1	11	11			
Teaneck	42	10	6	6	22	22			
Tenafly	42	18	9	9	37	37			
Union	1	1	1	1	1	1			
Upper Saddle River Boro.	6	1	1	1	5	5			
Washington	26	12	10	10	1	1			
Westwood	7	5	4	4	10	10			
Woodcliff	17	4	3	3	9	9			
Wood Ridge	1	1	1	1	2	2			
Total	2,080	398	79	634	133	82	1,349	203	114

BURLINGTON COUNTY.

NAME OF PLACE.	BIRTHS.		MARRIAGES.		DEATHS.				
	Number in 1906.	Variation from 1905.	Number in 1906.	Variation from 1905.	Number in 1906.	Variation from 1905.			
		Increase.		Decrease.		Increase.	Decrease.		
Bass River	7	4	3	3	1	1			
Beverly City	30	4	18	18	59	59			
Beverly Township	22	11	10	10	12	12			
Bordentown City	60	3	53	53	70	70			
Bordentown Township	2	6	56	56	16	16			
Burlington City	117	43	6	6	146	146			
Burlington Township	2	6	10	10	12	12			
Chester	106	11	39	39	23	23			
Chesterfield	20	10	13	13	15	15			
Cinnaminson	19	5	3	3	5	5			
Delran	24	2	2	2	15	15			
Eastampton	6	1	1	1	16	16			
Evesham	20	11	11	11	4	4			
Fieldsboro	5	3	3	3	6	6			
Florence	15	6	6	6	10	10			
Lamberton	19	7	4	4	25	25			
Mansfield	50	4	4	4	31	31			
Medford	26	10	4	4	18	18			
Mount Laurel	30	4	3	3	33	33			
New Hanover	13	4	9	9	13	13			
Northampton	82	1	70	70	6	6			
North Hanover Township	6	4	4	4	133	133			
Palmyra	65	44	3	3	7	7			
Pemberton Borough	10	3	13	13	30	30			
Pemberton Township	10	6	3	3	12	12			
Riverside	90	22	24	24	46	46			
Riverton Borough	25	7	11	11	22	22			
Shamong	2	3	8	8	10	10			
Southampton	2	6	2	2	4	4			
Springdale	3	6	12	12	13	13			
Tabernacle	4	1	1	1	11	11			
Washington	4	3	1	1	7	7			
Westampton	1	1	1	1	4	4			
Willingboro	8	5	2	2	3	3			
Woodland	7	1	3	3	4	4			
Total	914	164	100	411	61	88	964	152	83

CAMDEN COUNTY.

NAME OF PLACE.	BIRTHS.			MARRIAGES.			DEATHS.		
	Number in 1906.	Variation from 1905.		Number in 1906.	Variation from 1905.		Number in 1906.	Variation from 1905.	
		Increase.	Decrease.		Increase.	Decrease.		Increase.	Decrease.
Audubon Borough	4		2	2	1		3	2	
Camden City	1,658	133		2,831	369		1,565	218	
Centre	52	8		11	6		42		6
Cheshurst	46	3					4	3	
Clement	48	1		10	1		31		5
Collingswood	26		15	28	3		28	6	
Delaware	24	7		1		1	16		5
Gloucester City	192	67		94	5		153	5	
Gloucester Township	45	6		13		4	85		3
Haddon	16		20		4		18		3
Haddonfield	46	19		30		8	31		6
Haddon Heights Borough	20	11		6			2		1
Merchantville Borough	24		8	33	4		24		11
Oaklyn Borough	10	5		4			6		
Pensauken	45	10		3		1	46	10	
Voorhees	16	2		13	7		11	3	
Waterford	55	1		24	13		42	7	
Winslow	25		18	3			33		1
Wood Lynne Borough	6		3	2			4		1
	2,316	273	66	3,126	435	14	2,144	258	34

* Marriage certificates received from County Clerk in which the places where the marriages were performed are not stated.

CAPE MAY COUNTY.

NAME OF PLACE.	BIRTHS.			MARRIAGES.			DEATHS.		
	Number in 1906.	Variation from 1905.		Number in 1906.	Variation from 1905.		Number in 1906.	Variation from 1905.	
		Increase.	Decrease.		Increase.	Decrease.		Increase.	Decrease.
Anglesea Borough	8		3	3	3		17	15	
Avalon	1		1						1
**Cape May City	36	11		27	4		42		4
Cape May Point	24						22		
Denmis	24			6		10	17	11	
Holly Beach Borough	32			7	6		17		7
Lower	27	9		10		4	19	14	
Middle	20			21		11	37		
Ocean City	33		6	15		1	33		3
Sea Isle City	6	3		1			6		6
Upper	16		8	12	9		21		
West Cape May	19			3	10		9	1	
Wildwood	23	2					9		
Woodbine	65	7		13		1	7		3
	312	59	34	128	32	27	236	61	24

* Marriage certificates received from County Clerk in which the places where the marriages were performed are not stated.

** The death-rate in summer resorts is calculated on the basis of the resident population, whereas the actual population is often several times larger, and on account of this floating population and the large number of invalids included in it, the death-rate is not a criterion of health conditions.

CUMBERLAND COUNTY.

NAME OF PLACE.	BIRTHS.			MARRIAGES.			DEATHS.		
	Number in 1906.	Variation from 1905.		Number in 1906.	Variation from 1905.		Number in 1906.	Variation from 1905.	
		Increase.	Decrease.		Increase.	Decrease.		Increase.	Decrease.
Bridgeton	223	6		118	1		195	3	
Commercial	36		13	17	4		25		
Deerfield	82	29		17			27		
Downe	11		10	17			12		10
Fairfield	27	16		8	3		14		
Greenwich	19		11	6	1		12		
Hopewell	3		18			10	9		3
Landis	91	24		15			17		
Lawrence	29	4		15			15		11
Maurice River	7	2		13			12		14
Millville City	24		38	105		19	186		3
Stow Creek	14		4			2	8		
Vineland	104	4		77	3		83		15
	927	85	94	498	14	26	670	31	86

ESSEX COUNTY.

NAME OF PLACE.	BIRTHS.			MARRIAGES.			DEATHS.		
	Number in 1906.	Variation from 1905.		Number in 1906.	Variation from 1905.		Number in 1906.	Variation from 1905.	
		Increase.	Decrease.		Increase.	Decrease.		Increase.	Decrease.
Belleville	146	30		33		7	117	7	
Bloomfield City	211	8		67	9		170	37	
Caldwell Borough	26			13	3		32	5	
Caldwell Township	3			3	1		3		
East Orange City	489	214		183	24		269	1	
Essex Falls	1			1			4		
Glen Ridge	3			3			101	11	
Irvington	213	13		10	6		26		
Livingston	19			37	3		18		
Millburn	59			12	3		35	2	
Montclair City	369	33		140			261		34
Newark City	7,829	872		3,382	253		5,347	604	
North Caldwell Borough	3			3			6		
Nutley Borough	53		10	35	17		44		4
Orange City	811	68		190	6		539	5	
South Orange Borough	92	12		28		6	45		13
South Orange Township	30			4		3	21		4
Vailsburg						3			
Verona	26			8			40		5
West Caldwell Borough	8			1			7		
West Orange City	178		9	50	8		86		21
Total	10,806	1,270	50	4,205	336	27	7,375	682	92

GLOUCESTER COUNTY.

NAME OF PLACE.	BIRTHS.			MARRIAGES.			DEATHS.		
	Number in 1906.	Variation from 1905.		Number in 1906.	Variation from 1905.		Number in 1906.	Variation from 1905.	
		Increase.	Decrease.		Increase.	Decrease.		Increase.	Decrease.
Clayton	33		2				3		28
Deptford	29			14			11	9	4
East Greenwich	23						13	1	
Elk	12						13	11	
Franklin	45					9			11
Glassboro	63			29					24
Greenwich	17			35			5		14
Harrison	21						7		16
Logan	24						2		13
Mantua	19			12					8
Monroe	17			2			6	20	23
National Park Borough	1			1			2		3
Panlsboro Borough	9			14			10	3	27
Pitman Grove Borough	9						10		4
South Harrison	9						4	2	14
Swedesboro	26			3			11		23
Washington	17			4			3		16
Wenonah	2			2			1		8
West Deptford	23			5			13		24
Woodbury	42			31			48	14	81
Woolwich	17			6			1		6
Total	530	34	101	213	40	70	463	71	47

HUDSON COUNTY.

NAME OF PLACE.	BIRTHS.			MARRIAGES.			DEATHS.		
	Number in 1906.	Variation from 1905.		Number in 1906.	Variation from 1905.		Number in 1906.	Variation from 1905.	
		Increase.	Decrease.		Increase.	Decrease.		Increase.	Decrease.
Bayonne	1,650	326		344		52	759	93	
East Newark	39	2		3			36		12
Guttenburg	172	33		12		17	57		10
Harrison	272	64		117	9		233		9
Hoboken	1,719		95	911	25		1,431		
Jersey City	4,408		64	2,163	6	11	4,697		49
Kearny	261		21	74			248		14
North Bergen	343	109		57		6	173		2
Secaucus	58		1				1		173
Town of Union	493	86		231			173		54
Weehawken	143		6	21		5	39		67
West Hoboken	715		12	250	48		130		32
West New York	218	43		95	64		355		33
Total	10,463	663	199	4,310	152	201	8,623	470	125

HUNTERDON COUNTY.

NAME OF PLACE.	BIRTHS.			MARRIAGES.			DEATHS.		
	Number in 1906.	Variation from 1905.		Number in 1906.	Variation from 1905.		Number in 1906.	Variation from 1905.	
		Increase.	Decrease.		Increase.	Decrease.		Increase.	Decrease.
Alexandria	7		1	4	2	5	18	5	10
Bethlehem	10	4		1	2	5	15	7	10
Bloomsbury Borough	4		9	4		5	7	7	3
Clinton Borough	3			8	4	6	13		3
Clinton Township	22		3	11		4	35	3	
Delaware	19	5		8		4	19	5	
East Amwell	7		6	10	1		27	13	
Franklin	16	5		10	4		14	3	
Frenchtown	6		4	6			13	11	10
High Bridge	31		4	11	8		30	11	6
Holland	11		3	6	4		22	1	
Junction	8		14	6	5		8		3
Kingwood	24	7		2			10		13
Lambertville	109	5		27	20		30	8	
Lebanon	19		13	14	4		27	2	
Laritan	36		8	26	3		55	20	
Readington	28	16		11	1		36	5	
Stockton	13		4	3			13	5	
Tewksbury	32		1	15	2		21	5	
Union	16	3		4	3		7		11
West Amwell	13	4		2	2		13	7	
				*2					
	434	44	71	198	39	41	483	100	50

* Marriage certificates received from County Clerk in which the places where the marriages were performed are not stated.

MERCER COUNTY.

NAME OF PLACE.	BIRTHS.			MARRIAGES.			DEATHS.		
	Number in 1906.	Variation from 1905.		Number in 1906.	Variation from 1905.		Number in 1906.	Variation from 1905.	
		Increase.	Decrease.		Increase.	Decrease.		Increase.	Decrease.
East Windsor	13		7			4	10		3
Ewing	14	3		11	8		9		2
Hamilton	37	10		25	15	7	43	15	2
Hightstown	33		5	13	7		43	15	
Hopewell Borough	24	3		15	2		13	2	
Hopewell Township	31	13		5	2		31	9	
Lawrence	27		2	3			20	11	
Pennington Borough	9		2	5			10		
Princeton Borough	78	2		49	19	3	88	16	8
Princeton Township	5		24	1			9	3	
Trenton	1,150	198		954	90		1,493	19	3
Washington	9	1		5	2		12	7	3
West Windsor	9		3		1		11	6	
				*3					
	1,431	233	42	1,100	124	34	1,820	93	12

* Marriage certificates received from County Clerk in which the places where the marriages were performed are not stated.

MIDDLESEX COUNTY.

NAME OF PLACE.	BIRTHS.			MARRIAGES.			DEATHS.		
	Number in 1906.	Variation from 1905.		Number in 1906.	Variation from 1905.		Number in 1906.	Variation from 1905.	
		Increase.	Decrease.		Increase.	Decrease.		Increase.	Decrease.
Cranbury	16		8		1		26	3	5
Dunellen	21		14	8	2		19		2
East Brunswick	33	25		2	1		32	13	
Helmetta	2		9	3			1		4
Highland Park Borough	2		3	3			13	8	
Jamesburg	28	13		18	10		5		4
Madison	5		9	1	1		1		4
Metuchen	29	9		16	3		22		2
Milltown	13		4	11	4		11		13
Monroe	15	6		5	1		4		
New Brunswick	299	6	52	308	43		423	4	12
North Brunswick	5		6	2			5		5
Perth Amboy	346	43		419	99		355	39	
Piscataway	29		25	8			36		15
Raritan	48	24		12	10		48	18	
Roosevelt Borough	29		1	1			9		
Sayreville	187	48		30	16		52		16
South Amboy	50		23	13		57	137	12	
South Brunswick	26		7	7			36	2	
South River	107	20		86	21		76	29	
Woodbridge	83		15	37	14		123		46
	1,377	195	180	1,005	217	80	1,447	133	122

MONMOUTH COUNTY.

NAME OF PLACE.	BIRTHS.		MARRIAGES.		DEATHS.	
	Number in 1906.	Variation from 1905.	Number in 1906.	Variation from 1905.	Number in 1906.	Variation from 1905.
		Increase.		Decrease.		Increase.
Allenhurst	2	8	3	3	4	1
Allentown	6	3	6	5	10	63
Asbury Park	90	54	40	3	16	1
Atlantic	8	4	6	3	16	1
Atlantic Highlands	20	5	6	6	28	20
Avon	4	1	7	6	7	5
Belmar	9	3	15	4	13	1
Bradley Beach Borough	11	3	6	4	4	3
Deal	2	1	4	1	4	1
Eaton	41	8	17	2	42	4
Englishtown	3	11	6	2	10	7
Farmingdale	6	2	2	2	7	7
Freehold	109	29	47	2	12	3
Highlands Borough	17	14	9	1	19	8
Holmdel	23	8	7	9	21	7
Howell	152	11	17	9	23	29
**Long Branch	14	1	9	3	9	3
Manalapan	21	15	13	3	18	3
Manasquan	9	1	11	5	23	3
Marlboro	27	0	7	9	29	4
Matawan Borough	11	0	2	1	13	1
Matawan Township	66	16	31	8	51	14
Middletown	16	2	2	2	7	3
Millstone	10	25	13	45	106	75
Monmouth Beach Boro.	113	1	2	3	3	7
Neptune Township	7	1	2	2	9	7
Neptune City Borough	10	2	2	2	9	7
North Spring Lake	9	2	2	2	6	5
Ocean	91	2	37	17	67	61
Raritan	129	41	80	13	92	1
Red Bank City	33	18	6	6	31	13
Sea Bright	75	2	2	2	48	13
Shrewsbury	18	9	4	2	27	8
Spring Lake Borough	36	7	4	4	27	6
Upper Freehold	40	5	25	1	38	3
Wall	40	5	25	1	38	3
	1,264	212	112	638	180	103
					1,225	134
						184

* Marriage certificates received from County Clerk in which the places where the marriages were performed are not stated.

** The death-rate in summer resorts is calculated on the basis of the resident population, whereas the actual population is often several times larger, and on account of this floating population and the large number of invalids included in it, the death-rate is not a criterion of health conditions.

MORRIS COUNTY.

NAME OF PLACE.	BIRTHS.		MARRIAGES.		DEATHS.	
	Number in 1906.	Variation from 1905.	Number in 1906.	Variation from 1905.	Number in 1906.	Variation from 1905.
		Increase.		Decrease.		Increase.
Boonton City	53	6	29	11	68	7
Boonton Township	48	14	14	6	25	3
Butler	39	11	9	11	18	1
Chatham Borough	4	4	4	4	3	1
Chatham Township	17	4	10	4	14	1
Chester	154	11	58	4	72	27
Dover City	8	2	2	4	202	32
Florham Park Borough	31	2	16	7	85	9
Hanover	7	2	7	10	24	27
Jefferson	114	31	36	10	15	6
Madison	26	5	3	8	18	1
Mendham	15	5	6	3	14	1
Montville	12	1	11	2	18	1
Morris Township	162	5	80	22	260	12
Morristown City	1	2	2	2	7	4
Mount Arlington	11	3	11	1	13	2
Mount Olive	12	3	10	1	23	6
Netcong	28	17	10	2	18	2
Passaic	20	6	6	2	17	1
Pegannock	8	2	2	2	9	9
Randolph	50	22	18	6	40	20
Rockaway Borough	52	15	7	7	51	18
Rockaway Township	35	3	15	12	22	9
Roxbury	18	1	15	9	15	3
Washington	13	6	12	11	42	19
Wharton Borough	13	6	12	11	42	19
	942	134	47	366	36	106
					1,107	148
						104

OCEAN COUNTY.

NAME OF PLACE.	BIRTHS.		MARRIAGES.		DEATHS.				
	Number in 1906.	Variation from 1905.		Number in 1906.	Variation from 1905.		Number in 1906.	Variation from 1905.	
		Increase.	Decrease.		Increase.	Decrease.		Increase.	Decrease.
Barnegat City	5	5		2		1		1	
Bay Head	1		6	3		1			4
Beach Haven	1	1		2	1				
Berkeley	5		2	1					
Brick	31	7		10		32		17	
Dover	26		17	16		9		6	13
Eagleswood	3	2		9	1				4
Island Heights	14	5		4		13			3
Jackson	6		4	5		8		2	
Lacey	66	5	4	41	19	60			4
Lakewood	5			1		2			
LaValette	3			2	1				5
Little Egg Harbor	3			1		4			5
Long Beach	1			1		2			
Manchester	21	17		5	5	10			9
Ocean	20	2	3	1		23		10	
Plumstead	20	2		18	6	1			
Point Pleasant Beach	11	2	5	7		18		9	
Sea Side Park Borough	1			1		1			
Stafford	13	2		8		10			
Tuckerton	13	11		1		7			
Union	5		6	4		6			3
	249	41	67	147	41	26	265	58	40

* Marriage certificates received from County Clerk in which the places where the marriages were performed are not stated.

PASSAIC COUNTY.

NAME OF PLACE.	BIRTHS.		MARRIAGES.		DEATHS.				
	Number in 1906.	Variation from 1905.		Number in 1906.	Variation from 1905.		Number in 1906.	Variation from 1905.	
		Increase.	Decrease.		Increase.	Decrease.		Increase.	Decrease.
Aquackanonk	131	6		27	10	83	18		
Hawthorne	33	23		4		26	10		
Little Falls	22		22	15	2	50			4
Manchester	31		4	12		27		1	
North Haledon	1			1		2			
Passaic City	1,526	101		934	50	638			33
Paterson	2,026		243	993	110	1,992		151	
Pompton	57		1	34	5	32		1	
Pompton Lakes Borough	21	5		3		7			
Prospect Park Borough	10		12	3		3			
Totowa	8	1				1		7	
Wayne	16			8		26			15
West Milford	40	14		12	1	17			13
	3,922	240	286	2,050	74	1,117	2,943	198	62

SALEM COUNTY.

NAME OF PLACE.	BIRTHS.		MARRIAGES.		DEATHS.				
	Number in 1906.	Variation from 1905.		Number in 1906.	Variation from 1905.		Number in 1906.	Variation from 1905.	
		Increase.	Decrease.		Increase.	Decrease.		Increase.	Decrease.
Alloway	25			1		14			7
Elmer Borough	23			14		16			1
Elsinboro	4					16			
Lower Alloways Creek	19			15		11			
Lower Penns Neck	16			11		20			
Mannington	14			10		23			
Oldmans	16			9		15			15
Penns Grove Borough	43		10	13		3			20
Pilesgrove	29	1		3	1	31	14		
Pittsgrove	38			1		19			
Quinton	16			1		1			
Salem City	90	16		73	18	111			
Upper Penns Neck	13			1		4			
Upper Pittsgrove	17	2		14	10	25			24
Woodstown	19	7		12	12	18			
	381	33	36	215	55	33	349	38	56

SOMERSET COUNTY.

NAME OF PLACE.	BIRTHS.		MARRIAGES.		DEATHS.				
	Number in 1906.	Variation from 1905.		Number in 1906.	Variation from 1905.		Number in 1906.	Variation from 1905.	
		Increase.	Decrease.		Increase.	Decrease.		Increase.	Decrease.
Bedminster	28	10		11		21			
Bernards	50		17	31		42			14
Bound Brook Borough	45			3		53			
Branchburg	13			4		10			2
Bridgewater	25			5		33			
Franklin	21			15	1	13			
Hillsborough	20	4		10		23			4
Millstone	1	1		1		5			
Montgomery	14			2		5			
North Plainfield City	83		43	2		7			8
North Plainfield Township	10	5		4		17			6
Raritan	53	27		18		15			12
Rocky Hill	9			4		5			3
Somerville	9	1		1		16			
Warren	13	3		4	1	8			
	539	180	60	234	33	24	464	19	95

SUSSEX COUNTY.

NAME OF PLACE.	BIRTHS.			MARRIAGES.			DEATHS.		
	Number in 1906.	Variation from 1905.		Number in 1906.	Variation from 1905.		Number in 1906.	Variation from 1905.	
		Increase.	Decrease.		Increase.	Decrease.		Increase.	Decrease.
Andover Borough	11	12		6	4				6
Andover Township	12		12			4			
Branchville	13	12		7		4			6
Brooklyn	3			1		3			
Byram	3		3	1	1				
Frankford	13	12		4	1	14		6	
Fredon	9	3		2	2	3			
Green	13	1		1		4			
Hampton	13	1		1		4			
Hardyston	40	10		22	7	68		19	
Hopatcong				1		1			
Lafayette				1		1			
Montague	10	20		12		10			
Newton	60	18		28	11	47		12	
Sandyston	17	8		5	5	22		4	
Sparta	11			4		6			
Stanhope Borough	11		10			11			
Stillwater	18	8		6	2	14		1	
Sussex Borough	28	15		21	9	16		4	
Vernon	4	9		13	7	23		12	
Walpack	16	9		5	5	28		1	4
Wantage									
Total	298	73	44	145	23	60	320	78	10

UNION COUNTY.

NAME OF PLACE.	BIRTHS.			MARRIAGES.			DEATHS.		
	Number in 1906.	Variation from 1905.		Number in 1906.	Variation from 1905.		Number in 1906.	Variation from 1905.	
		Increase.	Decrease.		Increase.	Decrease.		Increase.	Decrease.
Clark	1					2	1		4
Cranford	69	31		29	5	48	48		
Elizabeth	1,220	88		502	51	1,097	151		
Fanwood Borough	2		5			8	8		4
Fanwood Township	15	13		9	2	17	17		1
Garwood	1			1		3	3		
Linden Borough	1			1		6	6		4
Linden Township	8	1				11	11		
Mountainside	42		1			1	1		
New Providence Borough			10	6		10	10		
New Providence Township	21	4		3	3	16	8		
Plainfield	419	45		157	9	304	15		8
Rahway	43	9		18	9	110	110		4
Roselle Borough	18	1		10		8	8		4
Roselle Park	19		18			26	26		6
Springfield	26	7		8	1	14	14		11
Summit City	145	72		52	17	101	17		12
Union	119	4		4		21	21		
Westfield	109	14		54	20	52	52		1
Total	2,164	286	34	921	122	23	1,850	201	56

WARREN COUNTY.

NAME OF PLACE.	BIRTHS.			MARRIAGES.			DEATHS.		
	Number in 1906.	Variation from 1905.		Number in 1906.	Variation from 1905.		Number in 1906.	Variation from 1905.	
		Increase.	Decrease.		Increase.	Decrease.		Increase.	Decrease.
Allamuchy	10		1			3			
Belvidere	23	1		15		9	23		15
Blairstown	13		8	7		17	17		
Franklin	21		3	2		11	11		1
Frelightingbushen	1			4		18	18		1
Greenwich	19			8		11	11		1
Hackettstown	37	14		16		28	28		10
Hardwick	3			1		3	3		2
Harmony	30	6		7	4	14	14		5
Hope	14	1		5		16	16		10
Independence	23			11		22	22		3
Knowlton	2	10		2		3	3		
Lopatcong	6	12				25	25		3
Mansfield	2		2			3	3		
Oxford	56	4		19	3	56	56		4
Fahquetry	1			1		3	3		1
Phillipsburg	111	6		22	4	161	161	27	
Pohatcong	47	17		70	30	42	42		5
Washington Borough	55	1		15		53	53	12	
Washington Township	17	1		1		11	11		6
Total	510	34	66	456	65	23	540	69	59

SUMMARY.

NAME OF PLACE.	BIRTHS.			MARRIAGES.			DEATHS.		
	Number in 1906.	Variation from 1905.		Number in 1906.	Variation from 1905.		Number in 1906.	Variation from 1905.	
		Increase.	Decrease.		Increase.	Decrease.		Increase.	Decrease.
Atlantic County	1,018	55		670	40	1,033	58		
Bergen County	2,080	338		634	52	1,349	88		
Burlington County	914	64		411	28	964	69		
Camden County	2,316	207		5,126	420	2,144	224		
Cape May County	312	25		128	9	236	32		
Cumberland County	927	9		408	12	670		55	
Essex County	10,606	1,219		4,205	309	7,375	585		
Glocester County	539	68		212	30	463	24		
Hudson County	10,463	464		4,310	49	8,623	345		
Hunterdon County	434	25		198	42	483	50		
Mercer County	1,431	191		1,100	92	1,820	81		
Middlesex County	1,377	44		1,005	138	1,447	20		
Monmouth County	1,264	102		658	32	1,325		47	
Morris County	942	87		366	70	1,107	44		
Ocean County	249	26		147	15	265	17		
Passaic County	3,922	46		2,050	43	2,943	136		
Salem County	288	3		215	22	549		18	
Somerset County	539	120		234	9	464	76		
Sussex County	298	29		145	37	320	63		
Union County	2,164	252		921	100	1,850	145		
Warren County	510	32		456	39	540	10		
Total	42,677	3,197	209	21,580	1,277	269	35,670	2,002	196

REPORT OF THE BOARD OF HEALTH.

TABLE 52.—SHOWING OCCUPATIONS OF DECEDENTS IN CITIES OF OVER 5,000 INHABITANTS IN NEW JERSEY FOR THE YEAR ENDING DECEMBER 31, 1906—(Continued).

CITIES.	CITIES.																												
	Musicians.	Nurses.	Painters.	Paperhangers.	Photographers.	Physicians.	Plumbers.	Porters, &c.	Printers.	Real estate and insurance.	Railroad employes.	Rubberworkers.	Sailors.	Salesmen.	Shoemakers.	Silkworkers.	Stoneworkers.	Tailors.	Tanners.	Teachers.	Telegraphers.	Thsmiths.	Undertakers.	Typhographers.	Waiters.	Wheelwrights.	Wireworkers.	All other trades.	All other professions.
Atlantic City	5	4	4	1	1	6	1	1	1	3	9	1	18	1	1	1	1	1	1	1	1	1	1	1	1	1	1	1	1
Asayonia	1	1	1	1	1	1	1	1	1	1	1	1	1	1	1	1	1	1	1	1	1	1	1	1	1	1	1	1	1
Bridgeton	1	1	1	1	1	1	1	1	1	1	1	1	1	1	1	1	1	1	1	1	1	1	1	1	1	1	1	1	1
Bordentown	1	1	1	1	1	1	1	1	1	1	1	1	1	1	1	1	1	1	1	1	1	1	1	1	1	1	1	1	1
Burlington	1	1	1	1	1	1	1	1	1	1	1	1	1	1	1	1	1	1	1	1	1	1	1	1	1	1	1	1	1
Camden City	1	1	1	1	1	1	1	1	1	1	1	1	1	1	1	1	1	1	1	1	1	1	1	1	1	1	1	1	1
Dover	1	1	1	1	1	1	1	1	1	1	1	1	1	1	1	1	1	1	1	1	1	1	1	1	1	1	1	1	1
East Orange	1	1	1	1	1	1	1	1	1	1	1	1	1	1	1	1	1	1	1	1	1	1	1	1	1	1	1	1	1
Elizabeth	1	1	1	1	1	1	1	1	1	1	1	1	1	1	1	1	1	1	1	1	1	1	1	1	1	1	1	1	1
Elizabeth	1	1	1	1	1	1	1	1	1	1	1	1	1	1	1	1	1	1	1	1	1	1	1	1	1	1	1	1	1
Gloucester City	1	1	1	1	1	1	1	1	1	1	1	1	1	1	1	1	1	1	1	1	1	1	1	1	1	1	1	1	1
Hackensack	1	1	1	1	1	1	1	1	1	1	1	1	1	1	1	1	1	1	1	1	1	1	1	1	1	1	1	1	1
Harrison	1	1	1	1	1	1	1	1	1	1	1	1	1	1	1	1	1	1	1	1	1	1	1	1	1	1	1	1	1
Hoboken	1	1	1	1	1	1	1	1	1	1	1	1	1	1	1	1	1	1	1	1	1	1	1	1	1	1	1	1	1
Hoboken	1	1	1	1	1	1	1	1	1	1	1	1	1	1	1	1	1	1	1	1	1	1	1	1	1	1	1	1	1
Jersey City	1	1	1	1	1	1	1	1	1	1	1	1	1	1	1	1	1	1	1	1	1	1	1	1	1	1	1	1	1
Keenly	1	1	1	1	1	1	1	1	1	1	1	1	1	1	1	1	1	1	1	1	1	1	1	1	1	1	1	1	1
Long Branch	1	1	1	1	1	1	1	1	1	1	1	1	1	1	1	1	1	1	1	1	1	1	1	1	1	1	1	1	1
Manalapan	1	1	1	1	1	1	1	1	1	1	1	1	1	1	1	1	1	1	1	1	1	1	1	1	1	1	1	1	1
Morris	1	1	1	1	1	1	1	1	1	1	1	1	1	1	1	1	1	1	1	1	1	1	1	1	1	1	1	1	1
Morris	1	1	1	1	1	1	1	1	1	1	1	1	1	1	1	1	1	1	1	1	1	1	1	1	1	1	1	1	1
Morris	1	1	1	1	1	1	1	1	1	1	1	1	1	1	1	1	1	1	1	1	1	1	1	1	1	1	1	1	1
Newark	1	1	1	1	1	1	1	1	1	1	1	1	1	1	1	1	1	1	1	1	1	1	1	1	1	1	1	1	1
Newark	1	1	1	1	1	1	1	1	1	1	1	1	1	1	1	1	1	1	1	1	1	1	1	1	1	1	1	1	1
Newark	1	1	1	1	1	1	1	1	1	1	1	1	1	1	1	1	1	1	1	1	1	1	1	1	1	1	1	1	1
Newark	1	1	1	1	1	1	1	1	1	1	1	1	1	1	1	1	1	1	1	1	1	1	1	1	1	1	1	1	1
Newark	1	1	1	1	1	1	1	1	1	1	1	1	1	1	1	1	1	1	1	1	1	1	1	1	1	1	1	1	1
Newark	1	1	1	1	1	1	1	1	1	1	1	1	1	1	1	1	1	1	1	1	1	1	1	1	1	1	1	1	1
Newark	1	1	1	1	1	1	1	1	1	1	1	1	1	1	1	1	1	1	1	1	1	1	1	1	1	1	1	1	1
Newark	1	1	1	1	1	1	1	1	1	1	1	1	1	1	1	1	1	1	1	1	1	1	1	1	1	1	1	1	1
Newark	1	1	1	1	1	1	1	1	1	1	1	1	1	1	1	1	1	1	1	1	1	1	1	1	1	1	1	1	1
Newark	1	1	1	1	1	1	1	1	1	1	1	1	1	1	1	1	1	1	1	1	1	1	1	1	1	1	1	1	1
Newark	1	1	1	1	1	1	1	1	1	1	1	1	1	1	1	1	1	1	1	1	1	1	1	1	1	1	1	1	1
Newark	1	1	1	1	1	1	1	1	1	1	1	1	1	1	1	1	1	1	1	1	1	1	1	1	1	1	1	1	1
Newark	1	1	1	1	1	1	1	1	1	1	1	1	1	1	1	1	1	1	1	1	1	1	1	1	1	1	1	1	1
Newark	1	1	1	1	1	1	1	1	1	1	1	1	1	1	1	1	1	1	1	1	1	1	1	1	1	1	1	1	1
Newark	1	1	1	1	1	1	1	1	1	1	1	1	1	1	1	1	1	1	1	1	1	1	1	1	1	1	1	1	1
Newark	1	1	1	1	1	1	1	1	1	1	1	1	1	1	1	1	1	1	1	1	1	1	1	1	1	1	1	1	1
Newark	1	1	1	1	1	1	1	1	1	1	1	1	1	1	1	1	1	1	1	1	1	1	1	1	1	1	1	1	1
Newark	1	1	1	1	1	1	1	1	1	1	1	1	1	1	1	1	1	1	1	1	1	1	1	1	1	1	1	1	1
Newark	1	1	1	1	1	1	1	1	1	1	1	1	1	1	1	1	1	1	1	1	1	1	1	1	1	1	1	1	1
Newark	1	1	1	1	1	1	1	1	1	1	1	1	1	1	1	1	1	1	1	1	1	1	1	1	1	1	1	1	1
Newark	1	1	1	1	1	1	1	1	1	1	1	1	1	1	1	1	1	1	1	1	1	1	1	1	1	1	1	1	1
Newark	1	1	1	1	1	1	1	1	1	1	1	1	1	1	1	1	1	1	1	1	1	1	1	1	1	1	1	1	1
Newark	1	1	1	1	1	1	1	1	1	1	1	1	1	1	1	1	1	1	1	1	1	1	1	1	1	1	1	1	1
Newark	1	1	1	1	1	1	1	1	1	1	1	1	1	1	1	1	1	1	1	1	1	1	1	1	1	1	1	1	1
Newark	1	1	1	1	1	1	1	1	1	1	1	1	1	1	1	1	1	1	1	1	1	1	1	1	1	1	1	1	1
Newark	1	1	1	1	1	1	1	1	1	1	1	1	1	1	1	1	1	1	1	1	1	1	1	1	1	1	1	1	1
Newark	1	1	1	1	1	1	1	1	1	1	1	1	1	1	1	1	1	1	1	1	1	1	1	1	1	1	1	1	1
Newark	1	1	1	1	1	1	1	1	1	1	1	1	1	1	1	1	1	1	1	1	1	1	1	1	1	1	1	1	1
Newark	1	1	1	1	1	1	1	1	1	1	1	1	1	1	1	1	1	1	1	1	1	1	1	1	1	1	1	1	1
Newark	1	1	1	1	1	1	1	1	1	1	1	1	1	1	1	1	1	1	1	1	1	1	1	1	1	1	1	1	1
Newark	1	1	1	1	1	1	1	1	1	1	1	1	1	1	1	1	1	1	1	1	1	1	1	1	1	1	1	1	1
Newark	1	1	1	1	1	1	1	1	1	1	1	1	1	1	1	1	1	1	1	1	1	1	1	1	1	1	1	1	1
Newark	1	1	1	1	1	1	1	1	1	1	1	1	1	1	1	1	1	1	1	1	1	1	1	1	1	1	1	1	1
Newark	1	1	1	1	1	1	1	1	1	1	1	1	1	1	1	1	1	1	1	1	1	1	1	1	1	1	1	1	1
Newark	1	1	1	1	1	1	1	1	1	1	1	1	1	1	1	1	1	1	1	1	1	1	1	1	1	1	1	1	1
Newark	1	1	1	1	1	1	1	1	1	1	1	1	1	1	1	1	1	1	1	1	1	1	1	1	1	1	1	1	1
Newark	1	1	1	1	1	1	1	1	1	1	1	1	1	1	1	1	1	1	1	1	1	1	1	1	1	1	1	1	1
Newark	1	1	1	1	1	1	1	1	1	1	1	1	1	1	1	1	1	1	1	1	1	1	1	1	1	1	1	1	1
Newark	1	1	1	1	1	1	1	1	1	1	1	1	1	1	1	1	1	1	1	1	1	1	1	1	1	1	1	1	1
Newark	1	1	1	1	1	1	1	1	1	1	1	1	1	1	1	1	1	1	1	1	1	1	1	1	1	1	1	1	1
Newark	1	1	1	1	1	1	1	1	1	1	1	1	1	1	1	1	1	1	1	1	1	1	1	1	1	1	1	1	1
Newark	1	1	1	1	1	1	1	1	1	1	1	1	1	1	1	1	1	1	1	1	1	1	1	1	1	1	1	1	1
Newark	1	1	1																										

TABLE 54.—SHOWING AGES AT DEATH AND OCCUPATIONS OF DECEDENTS IN DECEMBER 31,

Diseases of the respiratory system, (Consumption and pneumonia excepted.)	Occupations																					
	Architects.	Artists.	Bakers.	Bankers and brokers.	Barbers.	Barrenders, brewers and auto-receptors.	Blacksmiths.	Boatmen.	Boiler makers.	Bookkeepers.	Brokers and freight-workers.	Brickmakers.	Butchers.	Buttomakers.	Chemists.	Civil engineers.	Cigarmakers.	Clergymen.	Clerks.	Cooks.	Coopers.	
10 to 15.....																						
15 to 20.....																						
20 to 30.....																						
30 to 40.....																						
40 to 50.....																						
50 to 60.....																						
60 to 70.....																						
70 to 80.....																						
80 to 90.....																						
Over 90.....																						
Totals.....	1	1	2	2	2	3	10	5	3	3	1	1	1	1	2	1	4	4	2	1		
Diseases of the digestive system.																						
10 to 15.....																						
15 to 20.....																						
20 to 30.....																						
30 to 40.....																						
40 to 50.....																						
50 to 60.....																						
60 to 70.....																						
70 to 80.....																						
80 to 90.....																						
Over 90.....																						
Totals.....	1	2	2	3	4	11	5	1	2	6	10	1	1	1	1	1	2	4	1			
Diseases of the genitourinary system and adnexa.																						
10 to 15.....																						
15 to 20.....																						
20 to 30.....																						
30 to 40.....																						
40 to 50.....																						
50 to 60.....																						
60 to 70.....																						
70 to 80.....																						
80 to 90.....																						
Over 90.....																						
Totals.....	1	7	5	8	12	15	17	3	4	7	6	11			1	7	7	36	9	1		
Pneumonia.																						
10 to 15.....																						
15 to 20.....																						
20 to 30.....																						
30 to 40.....																						
40 to 50.....																						
50 to 60.....																						
60 to 70.....																						
70 to 80.....																						
80 to 90.....																						
Over 90.....																						
Totals.....	2	3	6	5	9	6	8	4	7	8	8	3	3	2	2	1	2	22	8			
All others.....	1	6	14	3	5	27	17	35	4	11	21	20	2	3	7	6	4	71	6	3		

NEW JERSEY FROM CERTAIN SELECTED DISEASES FOR THE YEAR ENDING 1906—(Continued).

Diseases	Occupations																							
	Consistables and policemen, watchmen and bailiffs.	Dressmakers and seamstresses.	Dentists.	Drivers, hodiers and teamsters.	Druggists.	Dyers.	Engineers.	Engravers.	Electricians.	Expressmen.	Males, FEMALE.	Females.	Farmers.	Firemen.	Fishermen.	Florists and gardeners.	Foundrymen and moulders.	Glassblowers.	Glassworkers.	Grinders and polishers.	Grocers.	Hatters.	Hotelkeepers, restaurateurs and stewards.	
10 to 15.....																								
15 to 20.....																								
20 to 30.....																								
30 to 40.....																								
40 to 50.....																								
50 to 60.....																								
60 to 70.....																								
70 to 80.....																								
80 to 90.....																								
Over 90.....																								
Totals.....	1	15	4	10	11	14	2	2	2	2	2	2	21	1	2	4	1	1	1	1	2	2	1	1
Diseases of the digestive system.																								
10 to 15.....																								
15 to 20.....																								
20 to 30.....																								
30 to 40.....																								
40 to 50.....																								
50 to 60.....																								
60 to 70.....																								
70 to 80.....																								
80 to 90.....																								
Over 90.....																								
Totals.....	1	20	3	11	11	16	1	2	2	2	2	2	16	4	3	2	2				2	3	5	
Diseases of the genitourinary system and adnexa.																								
10 to 15.....																								
15 to 20.....																								
20 to 30.....																								
30 to 40.....																								
40 to 50.....																								
50 to 60.....																								
60 to 70.....																								
70 to 80.....																								
80 to 90.....																								
Over 90.....																								
Totals.....	6	53	8	33	32	14	1	2	8	2	75	8	75	8	5	10	6	1	2	1	6	10	16	
Pneumonia.																								
10 to 15.....																								
15 to 20.....																								
20 to 30.....																								
30 to 40.....																								
40 to 50.....																								
50 to 60.....																								
60 to 70.....																								
70 to 80.....																								
80 to 90.....																								
Over 90.....																								
Totals.....	4	40	3	31	3	15	2	2	2	6	43	5	109	29	12	10	22	7	4	5	6	9	13	

TABLE 54.—SHOWING AGES AT DEATH AND OCCUPATIONS OF DECEDENTS IN DECEMBER 31,

NEW JERSEY FROM CERTAIN SELECTED DISEASES FOR THE YEAR ENDING 1906—(Continued).

Diseases of the respiratory system. (Consumption and tuberculosis excepted.)	Occupations																	
	Housekeepers and housewives.	Ice-men.	Janitors and watchmen.	Jewelers and watchmakers.	Labors.	Laundresses.	Laundrymen.	Lawyers.	Leatherworkers.	Letter carriers.	Lithographers.	Mechanics.	Managers and clerks.	Manufacturers.	Masons.	Mechanics.	Milkmen.	Miners.
10 to 15.....	1																	
15 to 20.....	1																	
20 to 30.....	2																	
30 to 40.....	15																	
40 to 50.....	19																	
50 to 60.....	23																	
60 to 70.....	51																	
70 to 80.....	54																	
80 to 90.....	20																	
Over 90.....	2																	
Totals.....	203		2	2	58	1	1	3	2			4	1	2	5	17		1
Diseases of the digestive system.																		
10 to 15.....	6																	
15 to 20.....	1																	
20 to 30.....	24																	
30 to 40.....	45																	
40 to 50.....	55																	
50 to 60.....	42																	
60 to 70.....	35		4															
70 to 80.....	24																	
80 to 90.....	9																	
Over 90.....	9																	
Totals.....	250		11	4	63		1	7	2			6	2	3	3	14	2	
Diseases of the genito-urinary system and adnexa.																		
10 to 15.....	14																	
15 to 20.....	1																	
20 to 30.....	159																	
30 to 40.....	170																	
40 to 50.....	123																	
50 to 60.....	134		1															
60 to 70.....	114		6															
70 to 80.....	79		2															
80 to 90.....	23		2															
Over 90.....	1																	
Totals.....	823	1	15	6	196	3	2	6	1	1	17	11	9	22	35	1	2	
Pneumonia.																		
10 to 15.....	6																	
15 to 20.....	42																	
20 to 30.....	62																	
30 to 40.....	58																	
40 to 50.....	32																	
50 to 60.....	76		1															
60 to 70.....	72		4															
70 to 80.....	54		2															
80 to 90.....	20																	
Over 90.....	4																	
Totals.....	398	4	10	2	214	1	1	8	1	1	11	11	6	10	25	1	3	
All others.....	564	1	14	12	685		2	5	19	3	11	1	33	17	10	31	83	2

Diseases of the respiratory system. (Consumption and tuberculosis excepted.)	Occupations																																	
	Millers.	Musicians.	Nurses.	Painters.	Paperhangers.	Photographers.	Physicians.	Plumbers.	Porters.	Printers.	Railroad employes.	Real estate and finance.	Subscribers.	Sailors.	Schoolmen.	Shoemakers.	Ship workers and mill workers.	Sonneters.	Tailors.	Tanners.	Teachers.	Telegraphers.	Timothists.	Underactors.	Upholders.	Walters.	Weavers.	Wheelwrights.	Wireworkers.	All other occupations.	All other professions.			
10 to 15.....																																		
15 to 20.....																																		
20 to 30.....																																		
30 to 40.....																																		
40 to 50.....																																		
50 to 60.....																																		
60 to 70.....																																		
70 to 80.....																																		
80 to 90.....																																		
Over 90.....																																		
Totals.....	1	2	1	6	1		2	4	5	1	2	2	2	2	4	3	1	2	4	1	2	1	1	3	1	3	1	2	1	12				
Diseases of the digestive system.																																		
10 to 15.....																																		
15 to 20.....																																		
20 to 30.....																																		
30 to 40.....																																		
40 to 50.....																																		
50 to 60.....																																		
60 to 70.....																																		
70 to 80.....																																		
80 to 90.....																																		
Over 90.....																																		
Totals.....	2	2	8	1			4	5	1	2	3	2	1	1	7	6	1	2	2	1	1	1	1	1	1	5	1	1	18	1				
Diseases of the genito-urinary system and adnexa.																																		
10 to 15.....																																		
15 to 20.....																																		
20 to 30.....																																		
30 to 40.....																																		
40 to 50.....																																		
50 to 60.....																																		
60 to 70.....																																		
70 to 80.....																																		
80 to 90.....																																		
Over 90.....																																		
Totals.....	1	3	19	2	3	15	9	1	3	8	15	11	1	3	18	11	11	9	4	2	3	1	1	2	6	7	1	1	54					
All other professions.																																		
10 to 15.....																																		
15 to 20.....																																		
20 to 30.....																																		
30 to 40.....																																		
40 to 50.....																																		
50 to 60.....																																		
60 to 70.....																																		
70 to 80.....																																		
80 to 90.....				</																														

TABLE 55.—SHOWING NUMBER OF DEATHS FROM BRIGHT'S DISEASE IN NEW JERSEY, IN COUNTIES, EXCLUSIVE OF CITIES, AND IN CITIES OF OVER 5,000 INHABITANTS, FOR SEVEN YEARS.

NAMES OF COUNTIES AND CITIES.	DEATHS FROM BRIGHT'S DISEASE.						
	1900.	1901.	1902.	1903.	1904.	1905.	1906.
Atlantic County	17	13	14	15	21	25	21
Atlantic City	28	36	32	34	38	60	66
Bergen County	27	25	22	31	47	36	61
Englewood	5	8	5	7	5	7	5
Hickensack	11	8	3	7	8	16	12
Burlington County	25	40	28	39	47	46	46
Bordentown					5	3	11
Burlington	10	9	10	12	10	12	10
Camden County	13	12	17	29	29	27	25
Camden	09	64	87	84	108	111	113
Gloucester City	3	2	5	11	6	9	7
Cape May County	8	7	7	10	12	11	22
Cumberland County	13	15	16	22	27	19	21
High Point	16	11	12	22	27	19	25
Millville	6	7	5	3	8	8	8
Essex County	48	17	15	19	23	21	26
Bloomfield	14	5	6	1	7	7	9
East Orange	14	11	20	20	20	15	12
Irvington	1	1	4	6	6	6	12
Montclair	10	11	5	13	11	11	19
Newark	280	249	255	308	287	279	359
Orange	35	19	2	3	20	8	7
West Orange		7			5	7	7
Gloucester County	20	17	12	32	23	28	38
Hudson County	69	39	13	22	29	36	27
Bayonne	28	16	21	25	23	29	11
Harrison	5	3	2	7	9	9	12
Hoboken	55	41	57	73	80	75	112
Jersey City	188	140	158	178	194	236	279
Kearny					10	6	10
Town of Union	11	14	12	10	15	14	16
West Hoboken			21	14	12	29	23
West New York			4	6	8	8	5
Hunterdon County	17	17	12	22	26	28	42
Mercer County	15	6	13	4	8	8	24
Trenton	73	38	64	60	71	74	87
Middlesex County	20	22	18	20	18	25	15
New Brunswick	23	18	19	26	19	28	23
Perth Amboy	18	9	11	3	4	17	23
South Amboy	2	5	3	3	1	1	1
Monmouth County	48	42	50	55	57	48	62
Long Branch	11	13	10	13	8	13	23
Red Bank			2	4	4	4	4
Morris County	34	30	26	44	35	36	3
Dover	3	4	4	6	7	9	4
Morristown	14	8	12	8	13	10	10
Ocean County	17	11	12	14	13	16	16
Passaic County	17	47	6	11	11	17	14
Passaic City	10	11	15	12	21	20	18
Paterson	94	44	60	75	70	84	125
Salem County	7	14	11	16	14	9	13
Salem City	7	7	4	7	7	9	9
Somerset County	31	17	22	17	17	19	26
North Plainfield		3		2	4	4	3
Sussex County	10	6	8	13	9	12	14
Union County	10	10	9	11	11	17	17
Elizabeth	50	47	48	45	50	57	73
Plainfield	11	14	15	9	15	13	22
Rahway	14	9	14	12	6	6	7
Summit		1	4	5	5	5	14
Warren County	13	14	17	17	24	21	19
Phillipsburg	6	5	4	4	8	5	2
Total	1,620	1,246	1,371	1,686	1,722	1,840	2,238

TABLE 56.—SHOWING DEATHS IN NEW JERSEY, BY MONTHS, FROM CERTAIN SELECTED DISEASES, FROM JULY, 1900, TO DECEMBER, 1907.

MONTHS.	DISEASES.													Total.									
	Typhoid fever.	Measles.	Scarlet fever.	Whooping cough.	Diphtheria and croup.	Malaria fever.	Tuberculosis of lungs.	Tuberculosis of other organs.	Cancer.	Cerebro-spinal meningitis.	Epilepsy.	Diseases of nervous system.	Diseases of circulatory system.		Diseases of respiratory system (pneumonia excepted).	Pneumonia.	Influenza.	Infantile diarrhea.	Diseases of digestive system (inflammation excepted).	Bright's disease.	suicide.	All other causes.	
1900.																							
July	45	6	11	40	12	10	307	53	69	26	32	417	338	171	306	960	227	270	23	27	352	2,745	
August	45	4	11	40	12	10	307	53	69	26	32	417	338	171	306	960	227	270	23	27	352	2,745	
September	45	4	11	40	12	10	307	53	69	26	32	417	338	171	306	960	227	270	23	27	352	2,745	
October	45	4	11	40	12	10	307	53	69	26	32	417	338	171	306	960	227	270	23	27	352	2,745	
November	45	4	11	40	12	10	307	53	69	26	32	417	338	171	306	960	227	270	23	27	352	2,745	
December	45	4	11	40	12	10	307	53	69	26	32	417	338	171	306	960	227	270	23	27	352	2,745	
1901.																							
January	45	4	11	40	12	10	307	53	69	26	32	417	338	171	306	960	227	270	23	27	352	2,745	
February	45	4	11	40	12	10	307	53	69	26	32	417	338	171	306	960	227	270	23	27	352	2,745	
March	45	4	11	40	12	10	307	53	69	26	32	417	338	171	306	960	227	270	23	27	352	2,745	
April	45	4	11	40	12	10	307	53	69	26	32	417	338	171	306	960	227	270	23	27	352	2,745	
May	45	4	11	40	12	10	307	53	69	26	32	417	338	171	306	960	227	270	23	27	352	2,745	
June	45	4	11	40	12	10	307	53	69	26	32	417	338	171	306	960	227	270	23	27	352	2,745	
July	45	4	11	40	12	10	307	53	69	26	32	417	338	171	306	960	227	270	23	27	352	2,745	
August	45	4	11	40	12	10	307	53	69	26	32	417	338	171	306	960	227	270	23	27	352	2,745	
September	45	4	11	40	12	10	307	53	69	26	32	417	338	171	306	960	227	270	23	27	352	2,745	
October	45	4	11	40	12	10	307	53	69	26	32	417	338	171	306	960	227	270	23	27	352	2,745	
November	45	4	11	40	12	10	307	53	69	26	32	417	338	171	306	960	227	270	23	27	352	2,745	
December	45	4	11	40	12	10	307	53	69	26	32	417	338	171	306	960	227	270	23	27	352	2,745	

TABLE 59.—TABULATION OF DEATHS FROM THE CLASSIFIED DISEASES, THE YEAR ENDING

IN THE STATISTICAL DIVISIONS OF THE STATE OF NEW JERSEY, FOR DECEMBER 31, 1906.

DEATHS IN BLOOMFIELD.	AGE PERIODS.												
	Under one month.	Under one year.	One to five.	Five to ten.	Ten to fifteen.	Fifteen to twenty.	Twenty to twenty-five.	Twenty-five to thirty.	Thirty to thirty-five.	Thirty-five to forty.	Forty to forty-five.	Forty-five to fifty.	Fifty to fifty-five.
Typhoid Fever.....	1												
Whooping Cough.....	1												
Diphtheria and Croup.....	8	1	1	1	1	1	1	1	1	1	1	1	1
Influenza.....	9												
Tuberculosis, (Of the Lungs.....	22	1	1	1	1	2	4	1	3	3	3	3	3
Syphilis.....	24	1	1	1	1	1	1	1	1	1	1	1	1
Cancer, (Of the Mouth.....	A												
(Of the Stomach and Liver.....	B												
(Of the Female Genital Organs.....	C												
(Of the Breast.....	E												
Diabetes.....	28												
Alcoholism (Acute or Chronic).....	34												
Simple Meningitis.....	39												
Cerebral Hemorrhage and Congestion.....	42	1	2	1	1								
Paralysis Without Indicated Cause.....	44												
General Paralysis.....	45												
Epilepsy.....	47												
Convulsions of Infants.....	49	1	1										
Endocarditis.....	56		1	1									
Organic Diseases of the Heart.....	57												
Angina Pectoris.....	58												
Diseases of Arteries, Atheroma, Aneurism, &c.....	59												
Hemorrhage.....	65	1											
Acute Bronchitis.....	69	1											
Broncho-Pneumonia.....	71	1	1	1	1	1	1	1	1	1	1	1	1
Pneumonia.....	73	1	1	1	1	1	1	1	1	1	1	1	1
Other Diseases of the Stomach (Cancer excepted).....	81												
Infantile Diarrhea, Athrepsia.....	82												
Diarrhea and Enteritis.....	83	1	1	1	1	1	1	1	1	1	1	1	1
Hernia and Intestinal Obstructions.....	90												
Cirrhosis of the Liver.....	92												
Other Diseases of the Liver.....	93												
Inflammatory Peritonitis (Non-Puerperal).....	95												
Acute Nephritis.....	97	1											
Bright's Disease.....	102												
Diseases of the Bladder.....	111												
Uterine Tumors (Non-Cancerous).....	119												
Puerperal Septicemia.....	132												
Congenital Debility, Icterus and Sclerema.....	139												
Infantile Inanition, Want of Care.....	141												
Senile Debility.....	145												
Other Accidental Injuries.....	146												
Burns by Fire.....	150												
Inhalation of Noxious Gases (Suicide excepted).....	159												
Other Tumors.....													
Totals.....													

Total deaths, 170. Death-rate, 14.09.

AGE PERIODS.	SEX.	COLOR.	NATIVITY.										SOCIAL CONDITION.							
			United States.	England.	France.	Germany.	Ireland.	Italy.	Scotland.	Hungary.	Sweden.	Other foreign.	Not stated.	Married.	Single.	Widowed.	Not stated.	Totals.		
Fifty-five to sixty.																				
Sixty to seventy.																				
Seventy to eighty.																				
Eighty to ninety.																				
Over ninety.																				
Not stated.																				
Male.																				
Female.																				
Color of descent white unless designated by mark.																				
United States.																				
England.																				
France.																				
Germany.																				
Ireland.																				
Italy.																				
Scotland.																				
Hungary.																				
Sweden.																				
Other foreign.																				
Not stated.																				
Married.																				
Single.																				
Widowed.																				
Not stated.																				
Totals.																				

170

TABLE 62.—TABULATION OF DEATHS FROM THE CLASSIFIED DISEASES,
THE YEAR ENDING

DEATHS IN BURLINGTON CITY.	AGE PERIODS.										
	Under one month.	Under one year.	One to five.	Five to ten.	Ten to fifteen.	Fifteen to twenty.	Twenty to twenty-five.	Twenty-five to thirty.	Thirty-five to forty.	Forty to forty-five.	Fifty to fifty-five.
	A	B	C	D	E	F	G	H	I	J	
Typhoid Fever.....	1										
Influenza.....	5										
Intermittent Fever.....	19										
Tuberculosis. {											
Of the Lungs.....	A										
Of the Meninges.....	B										
Of the Peritoneum.....	C										
General.....	D										
Of the Stomach and Liver.....	E										
Of the Female Genital Organs.....	F										
Of the Breast.....	G										
Others.....	H										
Cancer. {											
Of the Stomach and Liver.....	I										
Of the Female Genital Organs.....	J										
Of the Breast.....	K										
Others.....	L										
Addison's Disease.....	30										
Simple Meningitis.....	39										
Progressive Locomotor Ataxia.....	40										
Cerebral Hemorrhage and Congestion.....	42										
Paralysis Without Indicated Cause.....	44										
General Paralysis.....	45										
Other Forms of Insanity.....	46										
Convulsions of Infants.....	49										
Pericarditis.....	51										
Endocarditis.....	56										
Organic Diseases of the Heart.....	57										
Angina Pectoris.....	58										
Acute Bronchitis.....	59										
Broncho-Pneumonia.....	71										
Pneumonia.....	72										
Pleurisy.....	73										
Asthma.....	76										
Pulmonary Emphysema.....	77										
Other Diseases of the Respiratory System.....	A										
Other Diseases of the Stomach (Cancer excepted).....	B										
Infantile Diarrhoea, Athrepsia.....	81										
Diarrhoea and Enteritis.....	82										
Cirrhosis of the Liver.....	83										
Inflammatory Peritonitis (Non-Puerperal).....	90										
Acute Nephritis.....	93										
Bright's Disease.....	96										
Renal Calculus.....	97										
Erysipelas.....	99										
Congenital Debility, Icterus and Sclerema.....	125										
Senile Debility.....	138										
Other Accidental Injuries.....	141										
Other Accidental Injuries.....	145										
Totals.....											
Total deaths, 146. Death-rate, 17.87.											

IN THE STATISTICAL DIVISIONS OF THE STATE OF NEW JERSEY, FOR
DECEMBER 31, 1906.

AGE PERIODS.	SEX.	COLOR.	NATIVITY.										SOCIAL CONDITION.									
			Color of hair and eyes noted by mark.										Married.	Single.	Widowed.	Not stated.						
			United States.	England.	France.	Germany.	Ireland.	Italy.	Scotland.	Hungary.	Sweden.	Other foreign.					Not stated.					
Fifty-five to sixty.																						
Sixty to seventy.																						
Seventy to eighty.																						
Eighty to ninety.																						
Over ninety.																						
Not stated.																						
Male.																						
Female.																						
Totals.																						
79	67																					

TABLE 70.—TABULATION OF DEATHS FROM THE CLASSIFIED DISEASES, THE YEAR ENDING

IN THE STATISTICAL DIVISIONS OF THE STATE OF NEW JERSEY, FOR DECEMBER 31, 1906.

DEATHS IN HARRISON.	AGE PERIODS.										
	Under one month.	Under one year.	One to five.	Ten to fifteen.	Fifteen to twenty.	Twenty to twenty-five.	Twenty-five to thirty.	Thirty to thirty-five.	Thirty-five to forty.	Forty to forty-five.	Fifty to fifty-five.
Scarlet Fever.....	6										
Whooping Cough.....	7	1	1								
Diphtheria and Croup.....	8	4	1								
Influenza.....	9										
Tuberculosis. { Of the Lungs.....	22	1	1	1	1	1	1	1	1	1	1
{ Of the Meninges.....											
Cancer. { Of the Stomach and Liver.....	25	1	1	1	1	1	1	1	1	1	1
{ Of the Intestines and Rectum.....											
{ Of the Breast.....											
Diabetes.....	28										
Anemia Chlorosis.....	32										
Alcoholism (Acute or Chronic).....	34										
Simple Meningitis.....	39										
Cerebral Hemorrhage and Congestion.....	42	1	1	1	1	1	1	1	1	1	1
Paralysis Without Indicated Cause.....	44										
General Paralysis.....	45										
Epilepsy.....	47										
Convulsions of Infants.....	49	1	1								
Other Diseases of the Nervous System.....	52	C									
Endocarditis.....	56										
Organic Diseases of the Heart.....	57										
Hemorrhage.....	65										
Diseases of the Larynx and Thyroid Body.....	68										
Acute Bronchitis.....	69	1	1								1
Broncho-Pneumonia.....	71										
Pneumonia.....	72	1	1								
Pleurisy.....	73	1	1								
Asthma.....	76										
Other Diseases of the Respiratory System.....	77	B									
Ulcer of Stomach.....	80										
Other Diseases of Stomach (Cancer excepted).....	81										
Infantile Diarrhea, Athrepsia.....	82	1	1	1	1	1	1	1	1	1	1
Diarrhea and Enteritis.....	83										
Other Diseases of the Intestines.....	87	A									
Cirrhosis of the Liver.....	92										
Other Diseases of the Liver.....	92										
Acute Nephritis.....	96										
Bright's Disease.....	97										
Other Diseases of the Kidneys and Adnexa.....	100										
Diseases of the Bladder.....	102										
Congenital Debility Icterus and Sclerema.....	138	15	17	3							
Infantile Inanition, Want of Care.....	139	1	2								
Senile Debility.....	144										
Suicide or Attempt at Suicide. { By Poison.....	142	A	1	1	1	1	1	1	1	1	1
{ By Asphyxia.....											
Other Accidental Injuries.....	145										
Other Accidental Poisoning.....	154										
Asphyxia-Cyanosis.....	156										
Unknown or not Specified Diseases.....	160										
Cerebro-spinal Meningitis.....	161										
Totals.....											

Total deaths, 238. Death-rate, 17.56.

AGE PERIODS.	SEX.	COLOR.	NATIVITY.										SOCIAL CONDITION.							
			United States.	England.	France.	Germany.	Ireland.	Italy.	Scotland.	Russia.	Sweden.	Other foreign.	Not stated.	Married.	Single.	Widowed.	Not stated.	Totals.		
Fifty-five to sixty.																				
Sixty to seventy.																				
Seventy to eighty.																				
Eighty to ninety.																				
Over ninety.																				
Not stated.																				
Male.																				
Female.																				
Color of decedent white unless designated by mark.																				
United States.																				
England.																				
France.																				
Germany.																				
Ireland.																				
Italy.																				
Scotland.																				
Russia.																				
Sweden.																				
Other foreign.																				
Not stated.																				
Married.																				
Single.																				
Widowed.																				
Not stated.																				
Totals.																				

238

TABLE 71.—TABULATION OF DEATHS FROM THE CLASSIFIED DISEASES, THE YEAR ENDING

DEATHS IN HOBOKEN.	AGE PERIODS.											
	AGE PERIODS.											
	Under one month.	Under one year.	One to five.	Five to ten.	Ten to fifteen.	Fifteen to twenty.	Twenty to twenty-five.	Twenty-five to thirty.	Thirty to thirty-five.	Thirty-five to forty.	Forty to forty-five.	Forty-five to fifty.
Typhoid Fever.....	1	3										
Scurvy.....	1											
Messias.....	1											
Scarlet Fever.....	5	11										
Whooping Cough.....	7	3										
Diphtheria and Croup.....	5	3										
Influenza.....	1	1										
Præmia and Septicæmia.....	14	1										
Tuberculosis.....	22	4										
Of the Lungs.....	A	1										
Of the Meninges.....	B	1										
Of the Peritoneum.....	C	1										
Of Other Organs.....	D	1										
General.....	E	1										
Syphilis.....	24	1										
Of the Mouth.....	A	1										
Of the Stomach and Liver.....	B	1										
Of the Intestines and Rectum.....	C	1										
Cancer.....	25	1										
Of the Female Genital Organs.....	D	1										
Of the Breast.....	E	1										
Of the Skin.....	F	1										
Others.....	G	1										
Rheumatism.....	26	1										
Diabetes.....	28	1										
Anæmia Chlorosis.....	32	1										
Alcoholism (Acute or Chronic).....	34	1										
Simple Meningitis.....	39	1										
Progressive Locomotor Ataxia.....	40	1										
Cerebral Hemiplegia.....	42	1										
Paralysis Without Indicated Cause.....	44	1										
General Paralysis.....	45	1										
Other Forms of Insanity.....	46	1										
Epilepsy.....	47	1										
Convulsions of Infants.....	49	1										
Tetanus.....	50	1										
Other Diseases of the Nervous System.....	52	1										
Pericarditis.....	53	1										
Endocarditis.....	56	1										
Organic Diseases of the Heart.....	57	1										
Angina Pectoris.....	58	1										
Diseases of the Arteries, Atheroma, Aneurism, &c.....	59	1										
Embolism.....	60	1										
Phlebitis and Other Diseases of the Veins.....	62	1										
Hemorrhage.....	65	1										
Diseases of the Larynx and Thyroid Body.....	66	1										
Acute Bronchitis.....	69	1										
Chronic Bronchitis.....	70	1										
Broncho-Pneumonia.....	71	1										
Pneumonia.....	72	1										
Pleurisy.....	73	1										
Congestion and Apoplexy of the Lungs.....	74	1										
Asthma.....	76	1										
Other Diseases of the Respiratory System.....	77	1										
Diseases of the Pharynx.....	79	1										
Ulcer of Stomach.....	80	1										
Other Diseases of Stomach (Cancer excepted).....	81	1										
Infantile Diarrhœa, Athrepsia.....	82	1										
Diarrhœa and Enteritis.....	83	1										
Dysentery.....	84	1										
Intestinal Parasites.....	85	1										
Hernia and Intestinal Obstructions.....	86	1										

IN THE STATISTICAL DIVISIONS OF THE STATE OF NEW JERSEY, FOR DECEMBER 31, 1906.

	AGE PERIODS.						SEX.	COLOR.	Color of Rescendant white unless designated by mark.	NATIVITY.											SOCIAL CONDITION.				
	AGE PERIODS.									NATIVITY.											SOCIAL CONDITION.				
	Fifty-five to sixty.	Sixty to seventy.	Seventy to eighty.	Eighty to ninety.	Over ninety.	Not stated.				Male.	Female.	United States.	England.	France.	Germany.	Ireland.	Italy.	Scotland.	Hungary.	Sweden.	Other foreign.	Not stated.	Married.	Single.	Widowed.
									5	5															
									17	14															
									15	11															
									1	1															
									9	4															
									98	38															
									10	11															
									1	4															
									6	6															
									3	3															
									1	1															
									3	3															
									3	5															
									1	4															
									1	1															
									1	1															
									1	1															
									1	1															
									1	1															
									1	1															
									1	1															
									1	1															
									1	1															
									1	1															
									1	1															
									1	1															
									1	1															
									1	1															
									1	1															
									1	1															
									1	1															
									1	1															
									1	1															
									1	1															
									1	1															
									1	1															
									1	1															
									1	1															
									1	1															
									1	1															
									1	1															
									1	1															
									1	1															
									1	1															
									1																

TABLE 72.—TABULATION OF DEATHS FROM THE CLASSIFIED DISEASES, THE YEAR ENDING

	AGE PERIODS.												
	Under one month.	Under one year.	One to five.	Five to ten.	Ten to fifteen.	Fifteen to twenty.	Twenty to twenty-five.	Twenty-five to thirty.	Thirty to thirty-five.	Thirty-five to forty.	Forty to forty-five.	Forty-five to fifty.	Fifty to fifty-five.
DEATHS IN IRVINGTON.													
Scarlet Fever.....	6	1											
Diphtheria and Croup.....	8	1	1										
Tuberculosis.....													
{ Of the Lungs.....	22	A	C	E	B	D	F	G	H	I	J	K	L
{ Of the Peritoneum.....													
{ Of Other Organs.....													
Cancer.....	25	A	B	C	D	E	F	G	H	I	J	K	L
{ Of the Mouth.....	25	A	B	C	D	E	F	G	H	I	J	K	L
{ Of the Stomach and Liver.....													
Anemia Chlorosis.....	32												
Simple Meningitis.....	39	1											
Progressive Locomotor Ataxia.....	40												
Cerebral Hemorrhage and Congestion.....	42	1											
Paralysis Without Indicated Cause.....	44												
Convulsions of Infants.....	49	1											
Endocarditis.....	56												
Organic Diseases of the Heart.....	57	1	1										
Diseases of Arteries, Atheroma, Aneurism, &c.....	59	1											
Embolism.....	60												
Acute Bronchitis.....	69	1	1										
Chronic Bronchitis.....	70												
Broncho-Pneumonia.....	71	1	1										
Pneumonia.....	72												
Other Diseases of the Respiratory System.....	77	B											
Other Diseases of Stomach (Cancer excepted).....	81	1	1										
Infantile Diarrhea, Athrepsia.....	82	2	1										
Cirrhosis of the Liver.....	90												
Other Diseases of the Liver.....	92												
Inflammatory Peritonitis (Non-Puerperal).....	93												
Bright's Disease.....	97	1											
Puerperal Septicæmia.....	119	A											
Gangrene.....	126												
Anthrax Carbuncle.....	127												
Other Diseases of the Bones.....	132												
Constitutional Debility, Icterus and Sclerema.....	132	2	1										
Senile Debility.....	141												
Suicide or Attempt at Suicide—By Firearms.....	142	D											
Other Accidental Injuries.....	145												
Stroke and Freezing.....	147												
Exhaustion—Cachexia.....	153												
Cerebro-spinal Meningitis.....	161												
Totals.....													
Total deaths, 101. Death-rate, 13.85.													

IN THE STATISTICAL DIVISIONS OF THE STATE OF NEW JERSEY, FOR DECEMBER 31, 1906.

	AGE PERIODS.				SEX.	COLOR.	NATIVITY.										SOCIAL CONDITION.											
	Fifty-five to sixty.	Sixty to seventy.	Seventy to eighty.	Eighty to ninety.			Over ninety.	Not stated.	Male.	Female.	Color of decedent white unless designated by mark.	United States.	England.	France.	Germany.	Ireland.	Italy.	Scotland.	Hungary.	Sweden.	Switzerland.	Other foreign.	Not stated.	Married.	Single.	Widowed.	Not stated.	Totals.
							1			1																		
							2			11																		
							1			1																		
							1			1																		
							1			1																		
							1			1																		
							1			1																		
							1			1																		
							1			1																		
							1			1																		
							1			1																		
							1			1																		
							1			1																		
							1			1																		
							1			1																		
							1			1																		
							1			1																		
							1			1																		
							1			1																		
							1			1																		
							1			1																		
							1			1																		
							1			1																		
							1			1																		
							1			1																		
							1			1																		
							1			1																		
							1			1																		
							1			1																		
							1			1																		
							1			1																		
							1			1																		
							1			1																		
							1			1																		
							1			1																		
							1			1																		
							1			1																		
							1			1																		
							1			1																		
							1			1																		
							1			1																		
							1			1																		
							1			1																		
							1			1																		
							1			1																		
							1			1																		
							1			1																		
							1			1																		
							1			1																		
							1			1																		
							1			1																		
							1			1																		
							1			1																		
							1			1																		
							1			1																		
							1			1																		
							1			1																		
							1			1																		
							1			1																		
							1			1																		
							1			1																		
							1			1																		

TABLE 74.—TABULATION OF DEATHS FROM THE CLASSIFIED DISEASES, THE YEAR ENDING

IN THE STATISTICAL DIVISIONS OF THE STATE OF NEW JERSEY, FOR DECEMBER 31, 1906.

DEATHS IN KEARNY.	AGE PERIODS.												
	Under one month.	Under one year.	One to five.	Five to ten.	Ten to fifteen.	Fifteen to twenty.	Twenty to twenty-five.	Twenty-five to thirty.	Thirty to thirty-five.	Thirty-five to forty.	Forty to forty-five.	Forty-five to fifty.	Fifty to fifty-five.
Typhoid Fever.....	1												
Diphtheria and Croup.....	3												
Influenza.....	1												
Intermittent Fever.....	19												
Tuberculosis.....	A												
Of the Lungs.....	22												
Of the Meninges.....	B												
General.....	C												
D.....	D												
E.....	E												
Cancer.....	F												
Of the Female Genital Organs.....	G												
Of the Skin.....	H												
Others.....	I												
Rheumatism.....	26												
Diabetes.....	28												
Other Chronic Poisonings.....	37												
Simple Meningitis.....	39	1	8										
Progressive Locomotor Ataxia.....	40			1									
Progressive Muscular Atrophy.....	41												
Cerebral Hemorrhage and Congestion.....	42												
Softening of the Brain.....	43												
Paralysis Without Indicated Cause.....	44												
General Paralysis.....	45	1											
Epilepsy.....	47												
Convulsions of Infants.....	49	1		1									
Other Diseases of the Nervous System.....	52	C											
Endocarditis.....	56												
Organic Diseases of the Heart.....	57	1	1										
Angina Pectoris.....	58												
Diseases of Arteries, Atheroma, Aneurism, &c.....	59												
Acute Bronchitis.....	69	1	1	2									
Chronic Bronchitis.....	70												
Broncho-Pneumonia.....	71			3	3								
Pneumonia.....	72			3	1	2	3	1	3	4			
Congestion and Apoplexy of Lungs.....	74												
Asthma.....	76												
Other Diseases of the Respiratory System.....	77	B											
Diseases of the Pharynx.....	79	A											
Ulcer of Stomach.....	80												
Other Diseases of Stomach (Cancer excepted).....	81												
Infantile Diarrhea, Athrepsia.....	82												
Diarrhea and Enteritis.....	83												
Dysentery.....	87	A											
Other Diseases of the Intestines.....	90												
Cirrhosis of the Liver.....	91												
Other Diseases of the Liver.....	92												
Inflammatory Peritonitis (Non-Puerperal).....	93												
Appendicitis.....	95												
Acute Nephritis.....	96												
Bright's Disease.....	97												
Other Diseases of the Kidneys and Adnexa.....	100												
Diseases of the Prostate.....	104												
Other Diseases of the Male Genital Organs.....	106												
Puerperal Septicæmia.....	119	A											
Erysipelas.....	125												
Malformations.....	137												
Congenital Deblility, Icterus and Sclerema.....	138	12	6	3									
Infantile Inanition, Want of Care.....	139												
Senile Debility.....	141												
Suicide or Attempt.....	142	C											
By Strangulation.....	D												
By Firearms.....	E												
at Suicide.....	F												
Other Accidental Injuries.....	145												
Burns by Fire.....	146	A											
Accidental Drowning.....	148												
Inhalation of Noxious Gases (Suicide excepted).....	150												
Exhaustion-Cachexia.....	153												
Other Tumors.....	159												
Totals.....													

Total deaths, 248. Death-rate, 17.54

AGE PERIODS.	SEX.	COLOR.	Color of decedent white unless designated by mark.	NATIVITY.	SOCIAL CONDITION.															
						United States.	England.	France.	Germany.	Ireland.	Italy.	Scotland.	Hungary.	Sweden.	Other foreign.	Not stated.	Married.	Single.	Widowed.	Not stated.
Fifty-five to sixty.																				
Sixty to seventy.																				
Seventy to eighty.																				
Eighty to ninety.																				
Over ninety.																				
Not stated.																				
Male.																				
Female.																				
Color of decedent white unless designated by mark.																				
United States.																				
England.																				
France.																				
Germany.																				
Ireland.																				
Italy.																				
Scotland.																				
Hungary.																				
Sweden.																				
Other foreign.																				
Not stated.																				
Married.																				
Single.																				
Widowed.																				
Not stated.																				
Totals.																				

248

TABLE 75.—TABULATION OF DEATHS FROM THE CLASSIFIED DISEASES, THE YEAR ENDING

IN THE STATISTICAL DIVISIONS OF THE STATE OF NEW JERSEY, FOR DECEMBER 31, 1905.

DEATHS IN LONG BRANCH.	AGE PERIODS.												
	Under one month.	Under one year.	One to five.	Five to ten.	Ten to fifteen.	Fifteen to twenty.	Twenty to twenty-five.	Twenty-five to thirty.	Thirty to thirty-five.	Thirty-five to forty.	Forty to forty-five.	Forty-five to fifty.	Fifty to fifty-five.
	A	B	C	D	E	F	G	H	I	J	K	L	
Typhoid Fever.....	1												
Diphtheria and Croup.....	8	1											
Influenza.....	19												
Intermittent Fever.....	1												
Tuberculosis. {	22	A											
Of the Lungs.....		B											
Of the Meninges.....		C											
Of the Stomach and Liver.....		D											
Of the Intestines and Rectum.....		E											
Cancer. {	25	F											
Of the Female Genital Organs.....		G											
Of the Breast.....		H											
Of the Skin.....		I											
Diabetes.....		J											
Alcoholism (Acute or Chronic).....	34												
Simple Meningitis.....	39	1											
Progressive Locomotor Ataxia.....	40												
Cerebral Hemorrhage and Congestion.....	42												
Paralysis Without Indicated Cause.....	44												
Convulsions of Infants.....	44	1											
Tetanus.....	50												
Endocarditis.....	56												
Organic Diseases of the Heart.....	57												
Diseases of Arteries, Atheroma, Aneurism, &c.....	59												
Diseases of the Larynx and Thyroid Body.....	68												
Acute Bronchitis.....	69												
Broncho-Pneumonia.....	72												
Pneumonia.....	72	2	1	1	1	1	1	1	1	2	1	1	
Pleurisy.....	73												
Pulmonary Emphysema.....	77												
Other Diseases of the Respiratory System.....	81												
Other Diseases of Stomach (Cancer excepted).....	81	4	1										
Infantile Diarrhoea, Athrepsia.....	82												
Diarrhoea and Enteritis.....	83												
Hernia and Intestinal Obstructions.....	86	1	1	1									
Cirrhosis of the Liver.....	90												
Other Diseases of the Liver.....	92												
Inflammatory Peritonitis (Non-Puerperal).....	93												
Appendicitis.....	95												
Acute Nephritis.....	96												
Bright's Disease.....	97												
Diseases of the Bladder.....	102												
Other Diseases of the Female Genital Organs.....	114												
Accidents of Pregnancy.....	116												
Puerperal Septicemia.....	119												
Puerperal Albuminuria and Eclampsia.....	121												
Erysipelas.....	125												
Gangrene.....	126												
Phlegmon, Acute Abscess.....	128												
Other Diseases of the Skin and Adnexa.....	129												
Other Diseases of Bones.....	132												
Malformations.....	137												
Congenital Deblity, Strabismus and Sclerema.....	138	8	5	2									
Senile Debility.....	141												
Suicide or Attempt at Suicide—By Strangulation.....	142												
Other Accidental Injuries.....	145												
Burns by Fire.....	146												
Sunstroke and Freezing.....	147												
Accidental Drowning.....	148												
Inhalation of Noxious Gases (Suicide excepted).....	150												
Other Accidental Poisoning.....	151												
Unknown or Not Specified Diseases.....	160												
Cerebro-spinal Meningitis.....	161												
Totals.....													

Total deaths, 233. Death-rate, 18.15.

AGE PERIODS.	SEX.	COLOR.	NATIVITY.											SOCIAL CONDITION.			Totals.	
			Color of decedent white unless designated by mark.											Married.	Single.	Widowed.		
			United States.	England.	France.	Germany.	Ireland.	Italy.	Scotland.	Hungary.	Sweden.	Other foreign.	Not stated.					
Fifty-five to sixty.	Male.	Female.	United States.	England.	France.	Germany.	Ireland.	Italy.	Scotland.	Hungary.	Sweden.	Other foreign.	Not stated.	Married.	Single.	Widowed.	Not stated.	Totals.
Sixty to seventy.	Male.	Female.	United States.	England.	France.	Germany.	Ireland.	Italy.	Scotland.	Hungary.	Sweden.	Other foreign.	Not stated.	Married.	Single.	Widowed.	Not stated.	Totals.
Seventy to eighty.	Male.	Female.	United States.	England.	France.	Germany.	Ireland.	Italy.	Scotland.	Hungary.	Sweden.	Other foreign.	Not stated.	Married.	Single.	Widowed.	Not stated.	Totals.
Eighty to ninety.	Male.	Female.	United States.	England.	France.	Germany.	Ireland.	Italy.	Scotland.	Hungary.	Sweden.	Other foreign.	Not stated.	Married.	Single.	Widowed.	Not stated.	Totals.
Over ninety.	Male.	Female.	United States.	England.	France.	Germany.	Ireland.	Italy.	Scotland.	Hungary.	Sweden.	Other foreign.	Not stated.	Married.	Single.	Widowed.	Not stated.	Totals.
Not stated.	Male.	Female.	United States.	England.	France.	Germany.	Ireland.	Italy.	Scotland.	Hungary.	Sweden.	Other foreign.	Not stated.	Married.	Single.	Widowed.	Not stated.	Totals.
	Male.	Female.	United States.	England.	France.	Germany.	Ireland.	Italy.	Scotland.	Hungary.	Sweden.	Other foreign.	Not stated.	Married.	Single.	Widowed.	Not stated.	Totals.
	Male.	Female.	United States.	England.	France.	Germany.	Ireland.	Italy.	Scotland.	Hungary.	Sweden.	Other foreign.	Not stated.	Married.	Single.	Widowed.	Not stated.	Totals.
	Male.	Female.	United States.	England.	France.	Germany.	Ireland.	Italy.	Scotland.	Hungary.	Sweden.	Other foreign.	Not stated.	Married.	Single.	Widowed.	Not stated.	Totals.
	Male.	Female.	United States.	England.	France.	Germany.	Ireland.	Italy.	Scotland.	Hungary.	Sweden.	Other foreign.	Not stated.	Married.	Single.	Widowed.	Not stated.	Totals.
	Male.	Female.	United States.	England.	France.	Germany.	Ireland.	Italy.	Scotland.	Hungary.	Sweden.	Other foreign.	Not stated.	Married.	Single.	Widowed.	Not stated.	Totals.
	Male.	Female.	United States.	England.	France.	Germany.	Ireland.	Italy.	Scotland.	Hungary.	Sweden.	Other foreign.	Not stated.	Married.	Single.	Widowed.	Not stated.	Totals.
	Male.	Female.	United States.	England.	France.	Germany.	Ireland.	Italy.	Scotland.	Hungary.	Sweden.	Other foreign.	Not stated.	Married.	Single.	Widowed.	Not stated.	Totals.
	Male.	Female.	United States.	England.	France.	Germany.	Ireland.	Italy.	Scotland.	Hungary.	Sweden.	Other foreign.	Not stated.	Married.	Single.	Widowed.	Not stated.	Totals.
	Male.	Female.	United States.	England.	France.	Germany.	Ireland.	Italy.	Scotland.	Hungary.	Sweden.	Other foreign.	Not stated.	Married.	Single.	Widowed.	Not stated.	Totals.
	Male.	Female.	United States.	England.	France.	Germany.	Ireland.	Italy.	Scotland.	Hungary.	Sweden.	Other foreign.	Not stated.	Married.	Single.	Widowed.	Not stated.	Totals.
	Male.	Female.	United States.	England.	France.	Germany.	Ireland.	Italy.	Scotland.	Hungary.	Sweden.	Other foreign.	Not stated.	Married.	Single.	Widowed.	Not stated.	Totals.
	Male.	Female.	United States.	England.	France.	Germany.	Ireland.	Italy.	Scotland.	Hungary.	Sweden.	Other foreign.	Not stated.	Married.	Single.	Widowed.	Not stated.	Totals.
	Male.	Female.	United States.	England.	France.	Germany.	Ireland.	Italy.	Scotland.	Hungary.	Sweden.	Other foreign.	Not stated.	Married.	Single.	Widowed.	Not stated.	Totals.
	Male.	Female.	United States.	England.	France.	Germany.	Ireland.	Italy.	Scotland.	Hungary.	Sweden.	Other foreign.	Not stated.	Married.	Single.	Widowed.	Not stated.	Totals.
	Male.	Female.	United States.	England.	France.	Germany.	Ireland.	Italy.	Scotland.	Hungary.	Sweden.	Other foreign.	Not stated.	Married.	Single.	Widowed.	Not stated.	Totals.
	Male.	Female.	United States.	England.	France.	Germany.	Ireland.	Italy.	Scotland.	Hungary.	Sweden.	Other foreign.	Not stated.	Married.	Single.	Widowed.	Not stated.	Totals.
	Male.	Female.	United States.	England.	France.	Germany.	Ireland.	Italy.	Scotland.	Hungary.	Sweden.	Other foreign.	Not stated.	Married.	Single.	Widowed.	Not stated.	Totals.
	Male.	Female.	United States.	England.	France.	Germany.	Ireland.	Italy.	Scotland.	Hungary.	Sweden.	Other foreign.	Not stated.	Married.	Single.	Widowed.	Not stated.	Totals.
	Male.	Female.	United States.	England.	France.	Germany.	Ireland.	Italy.	Scotland.	Hungary.	Sweden.	Other foreign.	Not stated.	Married.	Single.	Widowed.	Not stated.	Totals.
	Male.	Female.	United States.	England.	France.	Germany.	Ireland.	Italy.	Scotland.	Hungary.	Sweden.	Other foreign.	Not stated.	Married.	Single.	Widowed.	Not stated.	Totals.
	Male.	Female.	United States.	England.	France.	Germany.	Ireland.	Italy.	Scotland.	Hungary.	Sweden.	Other foreign.	Not stated.	Married.	Single.	Widowed.	Not stated.	Totals.
	Male.	Female.	United States.	England.	France.	Germany.	Ireland.	Italy.	Scotland.	Hungary.	Sweden.	Other foreign.	Not stated.	Married.	Single.	Widowed.	Not stated.	Totals.
	Male.	Female.	United States.	England.	France.	Germany.	Ireland.	Italy.	Scotland.	Hungary.	Sweden.	Other foreign.	Not stated.	Married.	Single.	Widowed.	Not stated.	Totals.
	Male.	Female.	United States.	England.	France.	Germany.	Ireland.	Italy.	Scotland.	Hungary.	Sweden.	Other foreign.	Not stated.	Married.	Single.	Widowed.	Not stated.	Totals.
	Male.	Female.	United States.	England.	France.	Germany.	Ireland.	Italy.	Scotland.	Hungary.	Sweden.	Other foreign.	Not stated.	Married.	Single.	Widowed.	Not stated.	Totals.
	Male.	Female.	United States.	England.	France.	Germany.	Ireland.	Italy.	Scotland.	Hungary.	Sweden.	Other foreign.	Not stated.	Married.	Single.	Widowed.	Not stated.	Totals.
	Male.	Female.	United States.	England.	France.	Germany.	Ireland.	Italy.	Scotland.	Hungary.	Sweden.	Other foreign.	Not stated.	Married.	Single.	Widowed.	Not stated.	Totals.
	Male.	Female.	United States.	England.	France.	Germany.	Ireland.	Italy.	Scotland.	Hungary.	Sweden.	Other foreign.	Not stated.	Married.	Single.	Widowed.	Not stated.	Totals.
	Male.	Female.	United States.	England.	France.	Germany.	Ireland.	Italy.	Scotland.	Hungary.	Sweden.	Other foreign.	Not stated.	Married.	Single.	Widowed.	Not stated.	Totals.
	Male.	Female.	United States.	England.	France.	Germany.	Ireland.	Italy.	Scotland.	Hungary.	Sweden.	Other foreign.	Not stated.	Married.	Single.	Widowed.	Not stated.	Totals.
	Male.	Female.	United States.	England.	France.	Germany.	Ireland.	Italy.	Scotland.	Hungary.	Sweden.	Other foreign.	Not stated.	Married.	Single.	Widowed.	Not stated.	Totals.
	Male.	Female.	United States.	England.	France.	Germany.	Ireland.	Italy.	Scotland.	Hungary.	Sweden.	Other foreign.	Not stated.	Married.	Single.	Widowed.	Not stated.	Totals.
	Male.	Female.	United States.	England.	France.	Germany.	Ireland.	Italy.	Scotland.	Hungary.	Sweden.	Other foreign.	Not stated.	Married.	Single.	Widowed.	Not stated.	Totals.
	Male.	Female.	United States.	England.	France.	Germany.	Ireland.	Italy										

IN THE STATISTICAL DIVISIONS OF THE STATE OF NEW JERSEY, FOR DECEMBER 31, 1906.

TABLE 79.—TABULATION OF DEATHS FROM THE CLASSIFIED DISEASES, THE YEAR ENDING

Table with columns for 'AGE PERIODS' (Under one month, Under one year, etc.) and rows for various diseases (Typhoid Fever, Scoury, Measles, etc.).

DEATHS IN NEWARK.

Large table with columns for 'AGE PERIODS', 'SEX.', 'COLOR.', 'NATIVITY.', and 'SOCIAL CONDITION.'. Rows include age groups (Fifty-five to sixty, Sixty to seventy, etc.) and social categories (Married, Single, Widowed, etc.).

TABLE 79.—TABULATION OF DEATHS FROM THE CLASSIFIED DISEASES, THE YEAR ENDING

DEATHS IN NEWARK.	AGE PERIODS.												
	Under one month.	Under one year.	One to five.	Five to ten.	Ten to fifteen.	Fifteen to twenty.	Twenty to twenty-five.	Twenty-five to thirty.	Thirty to thirty-five.	Thirty-five to forty.	Forty to forty-five.	Forty-five to fifty.	Fifty to fifty-five.
Diarrhea and Enteritis.....	33												
Dysentery.....	34	1	1	1	1	1	1	1	1	1	1	1	1
Hernia and Intestinal Obstructions.....	36												
Other Diseases of the Intestines.....	87 A												
Cirrhosis of the Liver.....	90												
Other Diseases of the Liver.....	92												
Inflammatory Peritonitis (Non-Puerperal).....	93												
Other Diseases of the Digestive System (Cancer and Tuberculosis excepted).....	94												
Appendicitis.....	95												
Acute Nephritis.....	96												
Bright's Disease.....	97												
Other Diseases of the Kidneys and Adnexa.....	100												
Vesical Calculi.....	101												
Diseases of the Bladder.....	102												
Diseases of the Prostate.....	104												
Diseases of the Testicle and its Envelopes, Orchitis.....	105												
Abscess of the Pelvis.....	107												
Metritis.....	109												
Other Diseases of the Uterus.....	112												
Ovarian Cysts and Other Ovarian Tumors.....	113												
Other Diseases of the Female Genital Organs.....	114 C												
Accidents of Pregnancy.....	116												
Other Accidents of Labor.....	118												
Puerperal Septicemia.....	119 A												
Puerperal Albuminuria and Eclampsia.....	121												
Other Accidents of Pregnancy, Sudden Death.....	123												
Erysipelas.....	125												
Gonorrhea.....	126												
Anthrax Carbuncle.....	127												
Phlegmon, Acute Abscess.....	128												
Other Diseases of the Skin and Adnexa.....	129 F												
Other Diseases.....	130												
Cold Abscess, Symptomatic Abscess.....	131												
Other Diseases of the Bones.....	132												
Malformations.....	137												
Congenital Deblity, Icterus and Sclerema.....	138												
Infantile Inanition, Want of Care.....	139												
Other Diseases Peculiar to Infancy.....	140												
Senile Debility.....	141												
By Poison.....	A												
By Asphyxia.....	B												
By Strangulation.....	C												
By Firearms.....	D												
By Cutting Instruments.....	E												
By Drowning.....	F												
By Precipitation of Height.....	G												
By Crushing.....	H												
Fractures.....	143												
Other Accidental Injuries.....	145												
Burns by Fire.....	146 A												
Sunstroke and Freezing.....	147												
Accidental Drowning.....	148												
Inanition of Adults.....	149 B												
Inhalation of Noxious Gases (Suicide excepted).....	150												
Other Accidental Poisoning.....	151												
Other External Violence.....	152												
Exhaustion-Cachexia.....	153												
Dropsy.....	155												
Asphyxia-Cyanosis.....	156												
Abdominal Tumor.....	158												
Other Tumors.....	159												
Unknown or Not Specified Diseases.....	160												
Cerebro-spinal Meningitis.....	161												
Totals.....													

Total deaths, 5,547. Death-rate, 19.03.

IN THE STATISTICAL DIVISIONS OF THE STATE OF NEW JERSEY, FOR DECEMBER 31, 1906—(Continued.)

AGE PERIODS.	SEX.	COLOR.	NATIVITY.	SOCIAL CONDITION.				
				Married.	Single.	Widowed.	Not stated.	
								Totals.
Fifty-five to sixty.								
Sixty to seventy.								
Seventy to eighty.								
Eighty to ninety.								
Over ninety.								
Not stated.								
Male.								
Female.								
Color of decedent white unless designated by mark.								
United States.								
England.								
France.								
Germany.								
Ireland.								
Italy.								
Scotland.								
Hungary.								
Sweden.								
Other foreign.								
Not stated.								
Married.								
Single.								
Widowed.								
Not stated.								
Totals.								

2059 2488

5547

TABLE 80.—TABULATION OF DEATHS FROM THE CLASSIFIED DISEASES, THE YEAR ENDING

	AGE PERIODS.												
	Under one month.	Under one year.	One to five.	Five to ten.	Ten to fifteen.	Fifteen to twenty.	Twenty to twenty-five.	Twenty-five to thirty.	Thirty to thirty-five.	Thirty-five to forty.	Forty to forty-five.	Forty-five to fifty.	Fifty to fifty-five.
DEATHS IN NEW BRUNSWICK.													
Cold Abscess, Symptomatic Abscess.....	131												
Malformations.....	137	1											
Congenital Debility, Icterus and Sclerema.....	138	7	1	1									
Infantile Inanition, Want of Care.....	139	2											
Senile Debility.....	141												
Suicide or Attempt { By Precipitation from Height..... } 142	142	6											
{ By Crushing..... } 143	143	H											
Other Accidental Injuries.....	145												
Burns by Fire.....	146	A											
Accidental Drowning.....	148		5	1									
Other External Violence.....	152	1											
Exhaustion-Cachexia.....	153												
Inflammatory Fever.....	154	B											
Unknown or Not Specified Diseases.....	160												
Cerebro-spinal Meningitis.....	161		3	1	1								1
Totals.....			5	1	1								1

Total deaths, 422. Date-rate, 17.76.

IN THE STATISTICAL DIVISIONS OF THE STATE OF NEW JERSEY, FOR DECEMBER 31, 1906—(Continued).

AGE PERIODS.				SEX.	COLOR.	NATIVITY.											SOCIAL CONDITION.								
Fifty-five to sixty.	Sixty to seventy.	Seventy to eighty.	Eighty to ninety.	Over ninety.	Not stated.	Male.	Female.	Color of decedent white unless designated by mark.	United States.	England.	France.	Germany.	Ireland.	Italy.	Scotland.	Hungary.	Sweden.	Other foreign.	Not stated.	Married.	Single.	Widowed.	Not stated.	Totals.	
								1														1			
								15	15	3	4												2		
								3	3	3	2												3		
								1	1	1	1												1		
								12	12	1	1												1	1	
								5	5	3	2												3		
								1	1	1	1												1	1	
								1	1	1	1												1	1	
								3	3	3	3												3	3	
								6	6	6	6												6	6	
								202	202	202	202												202	202	422

TABLE 85.—TABULATION OF DEATHS FROM THE CLASSIFIED DISEASES, THE YEAR ENDING

DEATHS IN PERTH AMBOY.	AGE PERIODS.													
	Under one month.	Under one year.	One to five.	Five to ten.	Ten to fifteen.	Fifteen to twenty.	Twenty to twenty-five.	Twenty-five to thirty.	Thirty to thirty-five.	Thirty-five to forty.	Forty to forty-five.	Forty-five to fifty.	Fifty to fifty-five.	
Typhoid Fever.....	1												1	1
Measles.....	5													
Scarlet Fever.....	6													
Whooping Cough.....	7													
Diphtheria and Croup.....	8													
Tuberculosis. {														
Of the Lungs.....	22													
Of the General.....	A													
Of the Stomach and Liver.....	F													
Of the Intestines and Rectum.....	R													
Of the Female Genital Organs.....	C													
Others.....	D													
Rheumatism.....	26													
Diabetes.....	28													
Anemia Chlorosis.....	32													
Alcoholism (Acute or Chronic).....	35													
Simple Meningitis.....	42													
Cerebral Hemorrhage and Congestion.....	49													
Convulsions of Infants.....	50													
Tetanus.....	52													
Other Diseases of the Nervous System.....	52													
Endocarditis.....	57													
Organic Diseases of the Heart.....	56													
Hemorrhage.....	65													
Diseases of the Larynx and Thyroid Body.....	68													
Acute Bronchitis.....	69													
Chronic Bronchitis.....	70													
Broncho-Pneumonia.....	71													
Pneumonia.....	72													
Gangrene of the Lungs.....	75													
Asthma.....	76													
Pulmonary Embolism.....	77													
Other Diseases of the Respiratory System.....	77													
Other Diseases of Stomach (Cancer Excepted).....	81													
Infantile Diarrhoea, Athrepsia.....	82													
Diarrhoea and Enteritis.....	83													
Hernia and Intestinal Obstructions.....	86													
Cirrhosis of the Liver.....	90													
Other Diseases of the Liver.....	92													
Inflammatory Peritonitis (Non-Puerperal).....	93													
Appendicitis.....	95													
Acute Nephritis.....	96													
Bright's Disease.....	97													
Puerperal Hemorrhage.....	117													
Erysipelas.....	125													
Gangrene.....	126													
Congenital Deblity, Icterus and Sclerema.....	138													
Infantile Inanition, Want of Care.....	139													
Senile Debility.....	141													
Suicide or Attempt {														
By Poison.....	142													
By Firearms.....	D													
at Suicide. {														
By Cutting Instruments.....	E													
Other Accidental Injuries.....	145													
Burns by Fire.....	146													
Accidental Drowning.....	148													
Other Accidental Poisoning.....	151													
Other External Violence.....	152													
Other Tumors.....	159													
Cerebro-spinal Meningitis.....	161													
Totals.....														

Total deaths, 355. Death-rate, 12.89.

IN THE STATISTICAL DIVISIONS OF THE STATE OF NEW JERSEY, FOR DECEMBER 31, 1906.

AGE PERIODS.	SEX.	COLOR.	NATIVITY.										SOCIAL CONDITION.									
			England.	France.	Germany.	Ireland.	Italy.	Scandin.	Hungary.	Sweden.	Other foreign.	Not stated.	Married.	Single.	Widowed.	Not stated.	Totals.					
Fifty-five to sixty.																						
Sixty to seventy.																						
Seventy to eighty.																						
Eighty to ninety.																						
Over ninety.																						
Not stated.																						
Male.																						
Female.																						
Color of decedent white unless designated by mark.																						
United States.																						
England.																						
France.																						
Germany.																						
Ireland.																						
Italy.																						
Scandin.																						
Hungary.																						
Sweden.																						
Other foreign.																						
Not stated.																						
Married.																						
Single.																						
Widowed.																						
Not stated.																						
Totals.																						

211 144 855

TABLE 88.—TABULATION OF DEATHS FROM THE CLASSIFIED DISEASES, THE YEAR ENDING

IN THE STATISTICAL DIVISIONS OF THE STATE OF NEW JERSEY, FOR DECEMBER 31, 1906.

DEATHS IN RAHWAY.	AGE PERIODS.												
	Under one month.	Under one year.	One to five.	Five to ten.	Ten to fifteen.	Fifteen to twenty.	Twenty to twenty-five.	Twenty-five to thirty.	Thirty to thirty-five.	Thirty-five to forty.	Forty to forty-five.	Forty-five to fifty.	Fifty to fifty-five.
Typhoid Fever.....	1												
Diphtheria and Croup.....	8	1		1									
Influenza.....	9												
Tuberculosis. { Of the Lungs.....	A												
{ Of the Meninges.....	B												
{ Of Other Organs.....	C	22											
{ General.....	F												
Cancer—Of the Breast.....	25	E											
Leukemia.....	31												
Progressive Locomotor Ataxia.....	40												
Cerebral Hemorrhage and Congestion.....	42												
Softening of the Brain.....	43												
Paralysis Without Indicated Cause.....	44												
General Paralysis.....	45												
Epilepsy.....	47												
Convulsions of Infants.....	49	1	1										
Other Diseases of the Nervous System.....	52	C											
Endocarditis.....	56			1	1								
Organic Diseases of the Heart.....	57												
Diseases of Arteries, Atheroma, Aneurism, &c.....	59												
Other Diseases of the Circulatory System.....	66												
Chronic Bronchitis.....	70												
Pneumonia.....	72												
Other Diseases of the Respiratory System.....	77	D											
Infantile Diarrhea, Atresia.....	82		6	1	1								
Hernia and Intestinal Obstructions.....	86	1	1										
Acute Nephritis.....	96												
Bright's Disease.....	97												
Diseases of the Bladder.....	102												
Pott's Disease.....	130					1							
Congenital Debility, Icterus and Sclerema.....	138	2	2										
Senile Debility.....	141												
Suicide or Attempt at Suicide—By Strangulation.....	142	C											
Other Accidental Injuries.....	145												
Accidental Drowning.....	148												
Unknown or Not Specified Diseases.....	160												
Cerebro-spinal Meningitis.....	161												
Totals.....													

Total deaths, 110. Death-rate, 12.51.

AGE PERIODS.	SEX.	COLOR.	NATIVITY.											SOCIAL CONDITION.							
			United States.	England.	France.	Germany.	Ireland.	Italy.	Scotland.	Hungary.	Sweden.	Other foreign.	Not stated.	Married.	Single.	Widowed.	Not stated.	Totals.			
Fifty-five to sixty.																					
Sixty to seventy.																					
Seventy to eighty.																					
Eighty to ninety.																					
Over ninety.																					
Not stated.																					
Male.																					
Female.																					
Color of decedent white unless designated by mark.																					
United States.																					
England.																					
France.																					
Germany.																					
Ireland.																					
Italy.																					
Scotland.																					
Hungary.																					
Sweden.																					
Other foreign.																					
Not stated.																					
Married.																					
Single.																					
Widowed.																					
Not stated.																					
Totals.																					

110

TABLE 89.—TABULATION OF DEATHS FROM THE CLASSIFIED DISEASES,
THE YEAR ENDING

DEATHS IN RED BANK.	AGE PERIODS.												
	Under one month.	Under one year.	One to five.	Five to ten.	Ten to fifteen.	Fifteen to twenty.	Twenty to twenty-five.	Twenty-five to thirty.	Thirty to thirty-five.	Thirty-five to forty.	Forty to forty-five.	Forty-five to fifty.	Fifty to fifty-five.
Typhoid Fever.....	1												
Diphtheria and Croup.....	8												
(Of the Lungs.....)	A		1	1									
(Of the Meninges.....)	B					4	2	1					
Tuberculosis.....	22		1									1	
(Of Other Organs.....)	E												
Cancer—Of the Stomach and Liver.....	25						1						
(Of Other Organs.....)	B												
Alcoholism (Acute or Chronic).....	34												
Cerebral Hemorrhage and Congestion.....	42												1
General Paralysis.....	45												1
Endocarditis.....	57												
Organic Diseases of the Heart.....	56												
Acute Bronchitis.....	69	1	4										
Broncho Pneumonia.....	71	1											
Pneumonia.....	72	2											
Other Diseases of Stomach (Cancer excepted).....	81					2	1						
Infantile Diarrhea, Athrepsia.....	82	1											
Diarrhea and Enteritis.....	83	6	1										
Bright's Disease.....	97												1
Congenital Debility, Icterus and Sclerema.....	136	8	3										
Infantile Inanition, Want of Care.....	139	1											
Senile Debility.....	141	1											
Fractures.....	143												
Accidental Drowning.....	148												1
Totals.....					1								

Total deaths, 92. Death-rate, 14.31.

IN THE STATISTICAL DIVISIONS OF THE STATE OF NEW JERSEY, FOR
DECEMBER 31, 1906.

AGE PERIODS.	SEX.	COLOR.	NATIVITY.										SOCIAL CONDITION.									
			United States.	England.	France.	Germany.	Ireland.	Italy.	Scotland.	Hungary.	Sweden.	Other foreign.	Not stated.	Married.	Single.	Widowed.	Not stated.	Totals.				
Fifty-five to sixty.	1	1	1																			
Sixty to seventy.	1	1	1																			
Seventy to eighty.	3	5	1																			
Eighty to ninety.																						
Over ninety.																						
Not stated.																						
Male.	1	1	1																			
Female.	1	1	1																			
Color of decedent white unless designated by mark.																						
United States.	1	1	1																			
England.	1	1	1																			
France.																						
Germany.																						
Ireland.																						
Italy.																						
Scotland.																						
Hungary.																						
Sweden.																						
Other foreign.																						
Not stated.																						
Married.	1	1	1																			
Single.	1	1	1																			
Widowed.	6	5	1																			
Not stated.	1	1	1																			
Totals.	61	81	6																			

92

TABLE 90.—TABULATION OF DEATHS FROM THE CLASSIFIED DISEASES,
THE YEAR ENDING

	AGE PERIODS.												
	Under one month.	Under one year.	One to five.	Five to ten.	Ten to fifteen.	Fifteen to twenty.	Twenty to twenty-five.	Twenty-five to thirty.	Thirty to thirty-five.	Thirty-five to forty.	Forty to forty-five.	Forty-five to fifty.	Fifty to fifty-five.
DEATHS IN SALEM CITY.													
Typhoid Fever.....	1												
Whooping Cough.....	7		1										
Diphtheria and Croup.....	8		1	4									
Tuberculosis—Of the Lungs.....	3		1										
Cancer. { Of the Stomach and Liver..... } 23 A			3	1		1	6	1	2				1
{ Of the Female Genital Organs..... } 25 D													1
Anemia Chlorosis.....	32												
Simple Meningitis.....	39					1							
Cerebral Hemorrhage and Congestion.....	42												
Paralysis Without Indicated Cause.....	44							1					
General Paralysis.....	45				1								1
Epilepsy.....	47					1							1
Convulsions of Infants.....	49	1	3										
Organic Diseases of the Heart.....	57	3											1
Diseases of the Larynx and Thyroid Body.....	62												
Acute Bronchitis.....	69		1										
Pneumonia.....	72		1	1	2								1
Infantile Diarrhea, Athrepsia.....	82		5										
Diarrhea and Enteritis.....	83												1
Dysentery.....	84		1										
Hernia and Intestinal Obstructions.....	86												
Acute Nephritis.....	96												
Bright's Disease.....	97												
Diseases of the Bladder.....	102												
Other Accidents of Labor.....	118												
Puerperal Septicæmia.....	119 A												
Gangrene.....	126												
Congenital Debility, Fœtus and Sclerema.....	134	4	2										
Senile Debility.....	141												
Suicide or Attempt at Suicide—By Poison.....	142 A												
Burns by Fire.....	146 A		1										
Cerebro-spinal Meningitis.....	161				1								
Totals.....													
Total deaths, 111. Death-rate, 16.90.													

IN THE STATISTICAL DIVISIONS OF THE STATE OF NEW JERSEY, FOR
DECEMBER 31, 1906.

	AGE PERIODS.						SEX.	COLOR.	NATIVITY.										SOCIAL CONDITION.				Totals.		
	Fifty-five to sixty.	Sixty to seventy.	Seventy to eighty.	Eighty to ninety.	Over ninety.	Not stated.			Male.	Female.	Color of Ascendant white unless designated by mark.	United States.	England.	France.	Germany.	Ireland.	Italy.	Scotland.	Hungary.	Sweden.	Other foreign.	Not stated.		Married.	Single.
							1	1		2											1	1			
								3		5												3			
							1	1		17												5			
								6		11		6										6			
							1	1		1												2			
								1		1												1			
								3		3		3										2			
								4		4		6										1			
								1		1		3										2			
								1		1		3										1			
								3		3		6										6			
								1		1		3										1			
								1		1		2										1			
								2		2		4										2			
								1		1		10										4			
								1		1		1										1			
								1		1		1										1			
								1		1		2										1			
								1		1		2										1			
								1		1		1										1			
								1		1		1										1			
								1		1		2										1			
								1		1		2										1			
								1		1		1										1			
								1		1		2										1			
								1		1		1										1			
								1		1		2										1			
								1		1		1										1			
								1		1		1										1			
								1		1		1										1			
								1		1		1										1			
								1		1		1										1			
							56	55																	111

TABLE 91.—TABULATION OF DEATHS FROM THE CLASSIFIED DISEASES,
THE YEAR ENDING

DEATHS IN SOUTH AMBOY.	AGE PERIODS.											
	Under one month.	Under one year.	One to five.	Five to ten.	Ten to fifteen.	Fifteen to twenty.	Twenty to twenty-five.	Twenty-five to thirty.	Thirty to thirty-five.	Thirty-five to forty.	Forty to forty-five.	Forty-five to fifty.
Whooping Cough.....	7											
Diphtheria and Croup.....	8											
Intermittent Fever.....	19											
Tuberculosis. (Of the Lungs.....)	A											
(Of the Meninges.....)	B											
(Of Other Organs.....)	C											
Cancer. (Of the Stomach and Liver.....)	D											
(Of the Intestines and Rectum.....)	E											
Others.....	F											
Rheumatism.....	G											
Simple Meningitis.....	26											
Cerebral Hemorrhage and Congestion.....	39											
Paralysis Without Indicated Cause.....	42											
General Paralysis.....	44											
Convulsions of Infants.....	45											
Organic Diseases of the Heart.....	49											
Diseases of Arteries, Atheroma, Aneurism, &c.....	57											
Diseases of the Larynx and Thyroid Body.....	59											
Broncho-Pneumonia.....	68											
Pneumonia.....	71											
Other Diseases of Stomach (Cancer excepted).....	72											
Infantile Diarrhoea, Athrepsia.....	81											
Diarrhoea and Enteritis.....	82											
Cirrhosis of the Liver.....	83											
Inflammatory Peritonitis (Non-Puerperal).....	90											
Acute Nephritis.....	93											
Bright's Disease.....	96											
Accidents of Pregnancy.....	97											
Other Accidents of Labor.....	116											
Malformations.....	118											
Congenital Debility, Icterus and Sclerema.....	137											
Senile Debility.....	138											
Suicide or Attempt at Suicide—By Drowning.....	141											
Other Accidental Injuries.....	142 F											
Burns by Fire.....	143											
Accidental Drowning.....	146 A											
Inanition of Adults.....	148											
Cerebro-spinal Meningitis.....	149 B											
Totals.....	161											

IN THE STATISTICAL DIVISIONS OF THE STATE OF NEW JERSEY, FOR
DECEMBER 31, 1906.

AGE PERIODS.	SEX.	COLOR.	NATIVITY.										SOCIAL CONDITION.						
			United States.	England.	France.	Germany.	Ireland.	Italy.	Sweden.	Hungary.	Other foreign.	Not stated.	Married.	Single.	Widowed.	Not stated.	Totals.		
Fifty-five to sixty.	1	1																	
Sixty to seventy.	1	1																	
Seventy to eighty.	1	1																	
Eighty to ninety.	1	1																	
Over ninety.	1	1																	
Not stated.	1	1																	
Male.	77	60																	
Female.																			
Color of decedent white unless designated by mark.																			
United States.																			
England.																			
France.																			
Germany.																			
Ireland.																			
Italy.																			
Sweden.																			
Hungary.																			
Other foreign.																			
Not stated.																			
Married.																			
Single.																			
Widowed.																			
Not stated.																			
Totals.	137																		

Total deaths, 137. Death-rate, 21.80.

TABLE 96.—TABULATION OF DEATHS FROM THE CLASSIFIED DISEASES,
THE YEAR ENDING

DEATHS IN WEST NEW YORK.	AGE PERIODS.																																																																																																																																																																																																																																																																																																																																																																																																																																																																																		
	Under one month.	Under one year.	One to five.	Five to ten.	Ten to fifteen.	Fifteen to twenty.	Twenty to twenty-five.	Twenty-five to thirty.	Thirty to thirty-five.	Thirty-five to forty.	Forty to forty-five.	Fifty to fifty-five.																																																																																																																																																																																																																																																																																																																																																																																																																																																																							
	Typhoid Fever.....	1												Diphtheria and Croup.....	8												Tuberculosis—Of the Lungs.....	22	A	1	1									Cancer—Of the Stomach and Liver.....	25	B				1	1	S	S	S	S	1	Rheumatism.....	36												Diabetes.....	38												Simple Meningitis.....	39		1	S	1								Cerebral Hemorrhage and Congestion.....	42												General Paralysis.....	43					1		1					Convulsions of Infants.....	49		2							1			Tetanus.....	50												Endocarditis.....	56												Organic Diseases of the Heart.....	57			1									Acute Bronchitis.....	69		1										Broncho-Pneumonia.....	71		1	6									Pneumonia.....	72		1	3	1								Pleurisy.....	73											1	Ulcer of Stomach.....	80												Infantile Diarrhoea, Athrepsia.....	82		2	2	5								Dysentery.....	84												Hernia and Intestinal Obstructions.....	86												Cirrhosis of the Liver.....	90												Other Diseases of the Liver.....	92									1			Acute Nephritis.....	95												Bright's Disease.....	97				1							1	Diseases of the Bladder.....	102												Plegmon, Acute Abscess.....	122												Congenital Debility, Icterus and Sclerema.....	132					1							Senile Debility.....	141		3										Suicide or Attempt at Suicide—By Poison.....	142	A											Other Accidental Injuries.....	145												Burns by Fire.....	146	A											Accidental Drowning.....	148												Cerebro-spinal Meningitis.....	161												Totals.....													Total deaths, 104. Death-rate, 13.72.											
Diphtheria and Croup.....	8												Tuberculosis—Of the Lungs.....	22	A	1	1									Cancer—Of the Stomach and Liver.....	25	B				1	1	S	S	S	S	1	Rheumatism.....	36												Diabetes.....	38												Simple Meningitis.....	39		1	S	1								Cerebral Hemorrhage and Congestion.....	42												General Paralysis.....	43					1		1					Convulsions of Infants.....	49		2							1			Tetanus.....	50												Endocarditis.....	56												Organic Diseases of the Heart.....	57			1									Acute Bronchitis.....	69		1										Broncho-Pneumonia.....	71		1	6									Pneumonia.....	72		1	3	1								Pleurisy.....	73											1	Ulcer of Stomach.....	80												Infantile Diarrhoea, Athrepsia.....	82		2	2	5								Dysentery.....	84												Hernia and Intestinal Obstructions.....	86												Cirrhosis of the Liver.....	90												Other Diseases of the Liver.....	92									1			Acute Nephritis.....	95												Bright's Disease.....	97				1							1	Diseases of the Bladder.....	102												Plegmon, Acute Abscess.....	122												Congenital Debility, Icterus and Sclerema.....	132					1							Senile Debility.....	141		3										Suicide or Attempt at Suicide—By Poison.....	142	A											Other Accidental Injuries.....	145												Burns by Fire.....	146	A											Accidental Drowning.....	148												Cerebro-spinal Meningitis.....	161												Totals.....													Total deaths, 104. Death-rate, 13.72.																									
Tuberculosis—Of the Lungs.....	22	A	1	1									Cancer—Of the Stomach and Liver.....	25	B				1	1	S	S	S	S	1	Rheumatism.....	36												Diabetes.....	38												Simple Meningitis.....	39		1	S	1								Cerebral Hemorrhage and Congestion.....	42												General Paralysis.....	43					1		1					Convulsions of Infants.....	49		2							1			Tetanus.....	50												Endocarditis.....	56												Organic Diseases of the Heart.....	57			1									Acute Bronchitis.....	69		1										Broncho-Pneumonia.....	71		1	6									Pneumonia.....	72		1	3	1								Pleurisy.....	73											1	Ulcer of Stomach.....	80												Infantile Diarrhoea, Athrepsia.....	82		2	2	5								Dysentery.....	84												Hernia and Intestinal Obstructions.....	86												Cirrhosis of the Liver.....	90												Other Diseases of the Liver.....	92									1			Acute Nephritis.....	95												Bright's Disease.....	97				1							1	Diseases of the Bladder.....	102												Plegmon, Acute Abscess.....	122												Congenital Debility, Icterus and Sclerema.....	132					1							Senile Debility.....	141		3										Suicide or Attempt at Suicide—By Poison.....	142	A											Other Accidental Injuries.....	145												Burns by Fire.....	146	A											Accidental Drowning.....	148												Cerebro-spinal Meningitis.....	161												Totals.....													Total deaths, 104. Death-rate, 13.72.																																						
Cancer—Of the Stomach and Liver.....	25	B				1	1	S	S	S	S	1	Rheumatism.....	36												Diabetes.....	38												Simple Meningitis.....	39		1	S	1								Cerebral Hemorrhage and Congestion.....	42												General Paralysis.....	43					1		1					Convulsions of Infants.....	49		2							1			Tetanus.....	50												Endocarditis.....	56												Organic Diseases of the Heart.....	57			1									Acute Bronchitis.....	69		1										Broncho-Pneumonia.....	71		1	6									Pneumonia.....	72		1	3	1								Pleurisy.....	73											1	Ulcer of Stomach.....	80												Infantile Diarrhoea, Athrepsia.....	82		2	2	5								Dysentery.....	84												Hernia and Intestinal Obstructions.....	86												Cirrhosis of the Liver.....	90												Other Diseases of the Liver.....	92									1			Acute Nephritis.....	95												Bright's Disease.....	97				1							1	Diseases of the Bladder.....	102												Plegmon, Acute Abscess.....	122												Congenital Debility, Icterus and Sclerema.....	132					1							Senile Debility.....	141		3										Suicide or Attempt at Suicide—By Poison.....	142	A											Other Accidental Injuries.....	145												Burns by Fire.....	146	A											Accidental Drowning.....	148												Cerebro-spinal Meningitis.....	161												Totals.....													Total deaths, 104. Death-rate, 13.72.																																																			
Rheumatism.....	36												Diabetes.....	38												Simple Meningitis.....	39		1	S	1								Cerebral Hemorrhage and Congestion.....	42												General Paralysis.....	43					1		1					Convulsions of Infants.....	49		2							1			Tetanus.....	50												Endocarditis.....	56												Organic Diseases of the Heart.....	57			1									Acute Bronchitis.....	69		1										Broncho-Pneumonia.....	71		1	6									Pneumonia.....	72		1	3	1								Pleurisy.....	73											1	Ulcer of Stomach.....	80												Infantile Diarrhoea, Athrepsia.....	82		2	2	5								Dysentery.....	84												Hernia and Intestinal Obstructions.....	86												Cirrhosis of the Liver.....	90												Other Diseases of the Liver.....	92									1			Acute Nephritis.....	95												Bright's Disease.....	97				1							1	Diseases of the Bladder.....	102												Plegmon, Acute Abscess.....	122												Congenital Debility, Icterus and Sclerema.....	132					1							Senile Debility.....	141		3										Suicide or Attempt at Suicide—By Poison.....	142	A											Other Accidental Injuries.....	145												Burns by Fire.....	146	A											Accidental Drowning.....	148												Cerebro-spinal Meningitis.....	161												Totals.....													Total deaths, 104. Death-rate, 13.72.																																																																
Diabetes.....	38												Simple Meningitis.....	39		1	S	1								Cerebral Hemorrhage and Congestion.....	42												General Paralysis.....	43					1		1					Convulsions of Infants.....	49		2							1			Tetanus.....	50												Endocarditis.....	56												Organic Diseases of the Heart.....	57			1									Acute Bronchitis.....	69		1										Broncho-Pneumonia.....	71		1	6									Pneumonia.....	72		1	3	1								Pleurisy.....	73											1	Ulcer of Stomach.....	80												Infantile Diarrhoea, Athrepsia.....	82		2	2	5								Dysentery.....	84												Hernia and Intestinal Obstructions.....	86												Cirrhosis of the Liver.....	90												Other Diseases of the Liver.....	92									1			Acute Nephritis.....	95												Bright's Disease.....	97				1							1	Diseases of the Bladder.....	102												Plegmon, Acute Abscess.....	122												Congenital Debility, Icterus and Sclerema.....	132					1							Senile Debility.....	141		3										Suicide or Attempt at Suicide—By Poison.....	142	A											Other Accidental Injuries.....	145												Burns by Fire.....	146	A											Accidental Drowning.....	148												Cerebro-spinal Meningitis.....	161												Totals.....													Total deaths, 104. Death-rate, 13.72.																																																																													
Simple Meningitis.....	39		1	S	1								Cerebral Hemorrhage and Congestion.....	42												General Paralysis.....	43					1		1					Convulsions of Infants.....	49		2							1			Tetanus.....	50												Endocarditis.....	56												Organic Diseases of the Heart.....	57			1									Acute Bronchitis.....	69		1										Broncho-Pneumonia.....	71		1	6									Pneumonia.....	72		1	3	1								Pleurisy.....	73											1	Ulcer of Stomach.....	80												Infantile Diarrhoea, Athrepsia.....	82		2	2	5								Dysentery.....	84												Hernia and Intestinal Obstructions.....	86												Cirrhosis of the Liver.....	90												Other Diseases of the Liver.....	92									1			Acute Nephritis.....	95												Bright's Disease.....	97				1							1	Diseases of the Bladder.....	102												Plegmon, Acute Abscess.....	122												Congenital Debility, Icterus and Sclerema.....	132					1							Senile Debility.....	141		3										Suicide or Attempt at Suicide—By Poison.....	142	A											Other Accidental Injuries.....	145												Burns by Fire.....	146	A											Accidental Drowning.....	148												Cerebro-spinal Meningitis.....	161												Totals.....													Total deaths, 104. Death-rate, 13.72.																																																																																										
Cerebral Hemorrhage and Congestion.....	42												General Paralysis.....	43					1		1					Convulsions of Infants.....	49		2							1			Tetanus.....	50												Endocarditis.....	56												Organic Diseases of the Heart.....	57			1									Acute Bronchitis.....	69		1										Broncho-Pneumonia.....	71		1	6									Pneumonia.....	72		1	3	1								Pleurisy.....	73											1	Ulcer of Stomach.....	80												Infantile Diarrhoea, Athrepsia.....	82		2	2	5								Dysentery.....	84												Hernia and Intestinal Obstructions.....	86												Cirrhosis of the Liver.....	90												Other Diseases of the Liver.....	92									1			Acute Nephritis.....	95												Bright's Disease.....	97				1							1	Diseases of the Bladder.....	102												Plegmon, Acute Abscess.....	122												Congenital Debility, Icterus and Sclerema.....	132					1							Senile Debility.....	141		3										Suicide or Attempt at Suicide—By Poison.....	142	A											Other Accidental Injuries.....	145												Burns by Fire.....	146	A											Accidental Drowning.....	148												Cerebro-spinal Meningitis.....	161												Totals.....													Total deaths, 104. Death-rate, 13.72.																																																																																																							
General Paralysis.....	43					1		1					Convulsions of Infants.....	49		2							1			Tetanus.....	50												Endocarditis.....	56												Organic Diseases of the Heart.....	57			1									Acute Bronchitis.....	69		1										Broncho-Pneumonia.....	71		1	6									Pneumonia.....	72		1	3	1								Pleurisy.....	73											1	Ulcer of Stomach.....	80												Infantile Diarrhoea, Athrepsia.....	82		2	2	5								Dysentery.....	84												Hernia and Intestinal Obstructions.....	86												Cirrhosis of the Liver.....	90												Other Diseases of the Liver.....	92									1			Acute Nephritis.....	95												Bright's Disease.....	97				1							1	Diseases of the Bladder.....	102												Plegmon, Acute Abscess.....	122												Congenital Debility, Icterus and Sclerema.....	132					1							Senile Debility.....	141		3										Suicide or Attempt at Suicide—By Poison.....	142	A											Other Accidental Injuries.....	145												Burns by Fire.....	146	A											Accidental Drowning.....	148												Cerebro-spinal Meningitis.....	161												Totals.....													Total deaths, 104. Death-rate, 13.72.																																																																																																																				
Convulsions of Infants.....	49		2							1			Tetanus.....	50												Endocarditis.....	56												Organic Diseases of the Heart.....	57			1									Acute Bronchitis.....	69		1										Broncho-Pneumonia.....	71		1	6									Pneumonia.....	72		1	3	1								Pleurisy.....	73											1	Ulcer of Stomach.....	80												Infantile Diarrhoea, Athrepsia.....	82		2	2	5								Dysentery.....	84												Hernia and Intestinal Obstructions.....	86												Cirrhosis of the Liver.....	90												Other Diseases of the Liver.....	92									1			Acute Nephritis.....	95												Bright's Disease.....	97				1							1	Diseases of the Bladder.....	102												Plegmon, Acute Abscess.....	122												Congenital Debility, Icterus and Sclerema.....	132					1							Senile Debility.....	141		3										Suicide or Attempt at Suicide—By Poison.....	142	A											Other Accidental Injuries.....	145												Burns by Fire.....	146	A											Accidental Drowning.....	148												Cerebro-spinal Meningitis.....	161												Totals.....													Total deaths, 104. Death-rate, 13.72.																																																																																																																																	
Tetanus.....	50												Endocarditis.....	56												Organic Diseases of the Heart.....	57			1									Acute Bronchitis.....	69		1										Broncho-Pneumonia.....	71		1	6									Pneumonia.....	72		1	3	1								Pleurisy.....	73											1	Ulcer of Stomach.....	80												Infantile Diarrhoea, Athrepsia.....	82		2	2	5								Dysentery.....	84												Hernia and Intestinal Obstructions.....	86												Cirrhosis of the Liver.....	90												Other Diseases of the Liver.....	92									1			Acute Nephritis.....	95												Bright's Disease.....	97				1							1	Diseases of the Bladder.....	102												Plegmon, Acute Abscess.....	122												Congenital Debility, Icterus and Sclerema.....	132					1							Senile Debility.....	141		3										Suicide or Attempt at Suicide—By Poison.....	142	A											Other Accidental Injuries.....	145												Burns by Fire.....	146	A											Accidental Drowning.....	148												Cerebro-spinal Meningitis.....	161												Totals.....													Total deaths, 104. Death-rate, 13.72.																																																																																																																																														
Endocarditis.....	56												Organic Diseases of the Heart.....	57			1									Acute Bronchitis.....	69		1										Broncho-Pneumonia.....	71		1	6									Pneumonia.....	72		1	3	1								Pleurisy.....	73											1	Ulcer of Stomach.....	80												Infantile Diarrhoea, Athrepsia.....	82		2	2	5								Dysentery.....	84												Hernia and Intestinal Obstructions.....	86												Cirrhosis of the Liver.....	90												Other Diseases of the Liver.....	92									1			Acute Nephritis.....	95												Bright's Disease.....	97				1							1	Diseases of the Bladder.....	102												Plegmon, Acute Abscess.....	122												Congenital Debility, Icterus and Sclerema.....	132					1							Senile Debility.....	141		3										Suicide or Attempt at Suicide—By Poison.....	142	A											Other Accidental Injuries.....	145												Burns by Fire.....	146	A											Accidental Drowning.....	148												Cerebro-spinal Meningitis.....	161												Totals.....													Total deaths, 104. Death-rate, 13.72.																																																																																																																																																											
Organic Diseases of the Heart.....	57			1									Acute Bronchitis.....	69		1										Broncho-Pneumonia.....	71		1	6									Pneumonia.....	72		1	3	1								Pleurisy.....	73											1	Ulcer of Stomach.....	80												Infantile Diarrhoea, Athrepsia.....	82		2	2	5								Dysentery.....	84												Hernia and Intestinal Obstructions.....	86												Cirrhosis of the Liver.....	90												Other Diseases of the Liver.....	92									1			Acute Nephritis.....	95												Bright's Disease.....	97				1							1	Diseases of the Bladder.....	102												Plegmon, Acute Abscess.....	122												Congenital Debility, Icterus and Sclerema.....	132					1							Senile Debility.....	141		3										Suicide or Attempt at Suicide—By Poison.....	142	A											Other Accidental Injuries.....	145												Burns by Fire.....	146	A											Accidental Drowning.....	148												Cerebro-spinal Meningitis.....	161												Totals.....													Total deaths, 104. Death-rate, 13.72.																																																																																																																																																																								
Acute Bronchitis.....	69		1										Broncho-Pneumonia.....	71		1	6									Pneumonia.....	72		1	3	1								Pleurisy.....	73											1	Ulcer of Stomach.....	80												Infantile Diarrhoea, Athrepsia.....	82		2	2	5								Dysentery.....	84												Hernia and Intestinal Obstructions.....	86												Cirrhosis of the Liver.....	90												Other Diseases of the Liver.....	92									1			Acute Nephritis.....	95												Bright's Disease.....	97				1							1	Diseases of the Bladder.....	102												Plegmon, Acute Abscess.....	122												Congenital Debility, Icterus and Sclerema.....	132					1							Senile Debility.....	141		3										Suicide or Attempt at Suicide—By Poison.....	142	A											Other Accidental Injuries.....	145												Burns by Fire.....	146	A											Accidental Drowning.....	148												Cerebro-spinal Meningitis.....	161												Totals.....													Total deaths, 104. Death-rate, 13.72.																																																																																																																																																																																					
Broncho-Pneumonia.....	71		1	6									Pneumonia.....	72		1	3	1								Pleurisy.....	73											1	Ulcer of Stomach.....	80												Infantile Diarrhoea, Athrepsia.....	82		2	2	5								Dysentery.....	84												Hernia and Intestinal Obstructions.....	86												Cirrhosis of the Liver.....	90												Other Diseases of the Liver.....	92									1			Acute Nephritis.....	95												Bright's Disease.....	97				1							1	Diseases of the Bladder.....	102												Plegmon, Acute Abscess.....	122												Congenital Debility, Icterus and Sclerema.....	132					1							Senile Debility.....	141		3										Suicide or Attempt at Suicide—By Poison.....	142	A											Other Accidental Injuries.....	145												Burns by Fire.....	146	A											Accidental Drowning.....	148												Cerebro-spinal Meningitis.....	161												Totals.....													Total deaths, 104. Death-rate, 13.72.																																																																																																																																																																																																		
Pneumonia.....	72		1	3	1								Pleurisy.....	73											1	Ulcer of Stomach.....	80												Infantile Diarrhoea, Athrepsia.....	82		2	2	5								Dysentery.....	84												Hernia and Intestinal Obstructions.....	86												Cirrhosis of the Liver.....	90												Other Diseases of the Liver.....	92									1			Acute Nephritis.....	95												Bright's Disease.....	97				1							1	Diseases of the Bladder.....	102												Plegmon, Acute Abscess.....	122												Congenital Debility, Icterus and Sclerema.....	132					1							Senile Debility.....	141		3										Suicide or Attempt at Suicide—By Poison.....	142	A											Other Accidental Injuries.....	145												Burns by Fire.....	146	A											Accidental Drowning.....	148												Cerebro-spinal Meningitis.....	161												Totals.....													Total deaths, 104. Death-rate, 13.72.																																																																																																																																																																																																															
Pleurisy.....	73											1	Ulcer of Stomach.....	80												Infantile Diarrhoea, Athrepsia.....	82		2	2	5								Dysentery.....	84												Hernia and Intestinal Obstructions.....	86												Cirrhosis of the Liver.....	90												Other Diseases of the Liver.....	92									1			Acute Nephritis.....	95												Bright's Disease.....	97				1							1	Diseases of the Bladder.....	102												Plegmon, Acute Abscess.....	122												Congenital Debility, Icterus and Sclerema.....	132					1							Senile Debility.....	141		3										Suicide or Attempt at Suicide—By Poison.....	142	A											Other Accidental Injuries.....	145												Burns by Fire.....	146	A											Accidental Drowning.....	148												Cerebro-spinal Meningitis.....	161												Totals.....													Total deaths, 104. Death-rate, 13.72.																																																																																																																																																																																																																												
Ulcer of Stomach.....	80												Infantile Diarrhoea, Athrepsia.....	82		2	2	5								Dysentery.....	84												Hernia and Intestinal Obstructions.....	86												Cirrhosis of the Liver.....	90												Other Diseases of the Liver.....	92									1			Acute Nephritis.....	95												Bright's Disease.....	97				1							1	Diseases of the Bladder.....	102												Plegmon, Acute Abscess.....	122												Congenital Debility, Icterus and Sclerema.....	132					1							Senile Debility.....	141		3										Suicide or Attempt at Suicide—By Poison.....	142	A											Other Accidental Injuries.....	145												Burns by Fire.....	146	A											Accidental Drowning.....	148												Cerebro-spinal Meningitis.....	161												Totals.....													Total deaths, 104. Death-rate, 13.72.																																																																																																																																																																																																																																									
Infantile Diarrhoea, Athrepsia.....	82		2	2	5								Dysentery.....	84												Hernia and Intestinal Obstructions.....	86												Cirrhosis of the Liver.....	90												Other Diseases of the Liver.....	92									1			Acute Nephritis.....	95												Bright's Disease.....	97				1							1	Diseases of the Bladder.....	102												Plegmon, Acute Abscess.....	122												Congenital Debility, Icterus and Sclerema.....	132					1							Senile Debility.....	141		3										Suicide or Attempt at Suicide—By Poison.....	142	A											Other Accidental Injuries.....	145												Burns by Fire.....	146	A											Accidental Drowning.....	148												Cerebro-spinal Meningitis.....	161												Totals.....													Total deaths, 104. Death-rate, 13.72.																																																																																																																																																																																																																																																						
Dysentery.....	84												Hernia and Intestinal Obstructions.....	86												Cirrhosis of the Liver.....	90												Other Diseases of the Liver.....	92									1			Acute Nephritis.....	95												Bright's Disease.....	97				1							1	Diseases of the Bladder.....	102												Plegmon, Acute Abscess.....	122												Congenital Debility, Icterus and Sclerema.....	132					1							Senile Debility.....	141		3										Suicide or Attempt at Suicide—By Poison.....	142	A											Other Accidental Injuries.....	145												Burns by Fire.....	146	A											Accidental Drowning.....	148												Cerebro-spinal Meningitis.....	161												Totals.....													Total deaths, 104. Death-rate, 13.72.																																																																																																																																																																																																																																																																			
Hernia and Intestinal Obstructions.....	86												Cirrhosis of the Liver.....	90												Other Diseases of the Liver.....	92									1			Acute Nephritis.....	95												Bright's Disease.....	97				1							1	Diseases of the Bladder.....	102												Plegmon, Acute Abscess.....	122												Congenital Debility, Icterus and Sclerema.....	132					1							Senile Debility.....	141		3										Suicide or Attempt at Suicide—By Poison.....	142	A											Other Accidental Injuries.....	145												Burns by Fire.....	146	A											Accidental Drowning.....	148												Cerebro-spinal Meningitis.....	161												Totals.....													Total deaths, 104. Death-rate, 13.72.																																																																																																																																																																																																																																																																																
Cirrhosis of the Liver.....	90												Other Diseases of the Liver.....	92									1			Acute Nephritis.....	95												Bright's Disease.....	97				1							1	Diseases of the Bladder.....	102												Plegmon, Acute Abscess.....	122												Congenital Debility, Icterus and Sclerema.....	132					1							Senile Debility.....	141		3										Suicide or Attempt at Suicide—By Poison.....	142	A											Other Accidental Injuries.....	145												Burns by Fire.....	146	A											Accidental Drowning.....	148												Cerebro-spinal Meningitis.....	161												Totals.....													Total deaths, 104. Death-rate, 13.72.																																																																																																																																																																																																																																																																																													
Other Diseases of the Liver.....	92									1			Acute Nephritis.....	95												Bright's Disease.....	97				1							1	Diseases of the Bladder.....	102												Plegmon, Acute Abscess.....	122												Congenital Debility, Icterus and Sclerema.....	132					1							Senile Debility.....	141		3										Suicide or Attempt at Suicide—By Poison.....	142	A											Other Accidental Injuries.....	145												Burns by Fire.....	146	A											Accidental Drowning.....	148												Cerebro-spinal Meningitis.....	161												Totals.....													Total deaths, 104. Death-rate, 13.72.																																																																																																																																																																																																																																																																																																										
Acute Nephritis.....	95												Bright's Disease.....	97				1							1	Diseases of the Bladder.....	102												Plegmon, Acute Abscess.....	122												Congenital Debility, Icterus and Sclerema.....	132					1							Senile Debility.....	141		3										Suicide or Attempt at Suicide—By Poison.....	142	A											Other Accidental Injuries.....	145												Burns by Fire.....	146	A											Accidental Drowning.....	148												Cerebro-spinal Meningitis.....	161												Totals.....													Total deaths, 104. Death-rate, 13.72.																																																																																																																																																																																																																																																																																																																							
Bright's Disease.....	97				1							1	Diseases of the Bladder.....	102												Plegmon, Acute Abscess.....	122												Congenital Debility, Icterus and Sclerema.....	132					1							Senile Debility.....	141		3										Suicide or Attempt at Suicide—By Poison.....	142	A											Other Accidental Injuries.....	145												Burns by Fire.....	146	A											Accidental Drowning.....	148												Cerebro-spinal Meningitis.....	161												Totals.....													Total deaths, 104. Death-rate, 13.72.																																																																																																																																																																																																																																																																																																																																				
Diseases of the Bladder.....	102												Plegmon, Acute Abscess.....	122												Congenital Debility, Icterus and Sclerema.....	132					1							Senile Debility.....	141		3										Suicide or Attempt at Suicide—By Poison.....	142	A											Other Accidental Injuries.....	145												Burns by Fire.....	146	A											Accidental Drowning.....	148												Cerebro-spinal Meningitis.....	161												Totals.....													Total deaths, 104. Death-rate, 13.72.																																																																																																																																																																																																																																																																																																																																																	
Plegmon, Acute Abscess.....	122												Congenital Debility, Icterus and Sclerema.....	132					1							Senile Debility.....	141		3										Suicide or Attempt at Suicide—By Poison.....	142	A											Other Accidental Injuries.....	145												Burns by Fire.....	146	A											Accidental Drowning.....	148												Cerebro-spinal Meningitis.....	161												Totals.....													Total deaths, 104. Death-rate, 13.72.																																																																																																																																																																																																																																																																																																																																																														
Congenital Debility, Icterus and Sclerema.....	132					1							Senile Debility.....	141		3										Suicide or Attempt at Suicide—By Poison.....	142	A											Other Accidental Injuries.....	145												Burns by Fire.....	146	A											Accidental Drowning.....	148												Cerebro-spinal Meningitis.....	161												Totals.....													Total deaths, 104. Death-rate, 13.72.																																																																																																																																																																																																																																																																																																																																																																											
Senile Debility.....	141		3										Suicide or Attempt at Suicide—By Poison.....	142	A											Other Accidental Injuries.....	145												Burns by Fire.....	146	A											Accidental Drowning.....	148												Cerebro-spinal Meningitis.....	161												Totals.....													Total deaths, 104. Death-rate, 13.72.																																																																																																																																																																																																																																																																																																																																																																																								
Suicide or Attempt at Suicide—By Poison.....	142	A											Other Accidental Injuries.....	145												Burns by Fire.....	146	A											Accidental Drowning.....	148												Cerebro-spinal Meningitis.....	161												Totals.....													Total deaths, 104. Death-rate, 13.72.																																																																																																																																																																																																																																																																																																																																																																																																					
Other Accidental Injuries.....	145												Burns by Fire.....	146	A											Accidental Drowning.....	148												Cerebro-spinal Meningitis.....	161												Totals.....													Total deaths, 104. Death-rate, 13.72.																																																																																																																																																																																																																																																																																																																																																																																																																		
Burns by Fire.....	146	A											Accidental Drowning.....	148												Cerebro-spinal Meningitis.....	161												Totals.....													Total deaths, 104. Death-rate, 13.72.																																																																																																																																																																																																																																																																																																																																																																																																																															
Accidental Drowning.....	148												Cerebro-spinal Meningitis.....	161												Totals.....													Total deaths, 104. Death-rate, 13.72.																																																																																																																																																																																																																																																																																																																																																																																																																																												
Cerebro-spinal Meningitis.....	161												Totals.....													Total deaths, 104. Death-rate, 13.72.																																																																																																																																																																																																																																																																																																																																																																																																																																																									
Totals.....													Total deaths, 104. Death-rate, 13.72.																																																																																																																																																																																																																																																																																																																																																																																																																																																																						
Total deaths, 104. Death-rate, 13.72.																																																																																																																																																																																																																																																																																																																																																																																																																																																																																			

IN THE STATISTICAL DIVISIONS OF THE STATE OF NEW JERSEY, FOR
DECEMBER 31, 1906.

AGE PERIODS.						SEX.	COLOR.	NATIVITY.										SOCIAL CONDITION.																																																																																																																																																																																																																																																																																																																																																																																																																																																																																																																																																																																																																													
Fifty-five to sixty.	Sixty to seventy.	Seventy to eighty.	Eighty to ninety.	Over ninety.	Not stated.			Male.	Female.	Color of decedent which is designated by mark.	United States.	England.	France.	Germany.	Ireland.	Italy.	Scotland.	Hungary.	Sweden.	Other foreign.	Not stated.	Married.	Single.	Widowed.	Not stated.	Totals.																																																																																																																																																																																																																																																																																																																																																																																																																																																																																																																																																																																																																					
						1	1																				1					2	2	1	S													6	2					1				1	1															1	1						1			1	1															1	4				1	1	2			3	3	4														3	1	2								5	5	5														1	1	1								1	1	1														2	2									5	5	6														3	2									1	1	1														1	1									1	1	1														1	1									11	11	6														15	1									1	1	4														1	1									1	1	1														1	1									1	1	1														1	1									1	1	1														2	2									3	2	1														1	1	1								2	1	1														2	2									1	3	4														1	4									1	1	1														1	1									3	1	1														1	1									1	1	1														1	2									1	1	1														1	1									1	1	2														1	3			Totals.....						57	47															8			104
	1					2	2	1	S													6	2					1				1	1															1	1						1			1	1															1	4				1	1	2			3	3	4														3	1	2								5	5	5														1	1	1								1	1	1														2	2									5	5	6														3	2									1	1	1														1	1									1	1	1														1	1									11	11	6														15	1									1	1	4														1	1									1	1	1														1	1									1	1	1														1	1									1	1	1														2	2									3	2	1														1	1	1								2	1	1														2	2									1	3	4														1	4									1	1	1														1	1									3	1	1														1	1									1	1	1														1	2									1	1	1														1	1									1	1	2														1	3			Totals.....						57	47															8			104																										
		1				1	1															1	1						1			1	1															1	4				1	1	2			3	3	4														3	1	2								5	5	5														1	1	1								1	1	1														2	2									5	5	6														3	2									1	1	1														1	1									1	1	1														1	1									11	11	6														15	1									1	1	4														1	1									1	1	1														1	1									1	1	1														1	1									1	1	1														2	2									3	2	1														1	1	1								2	1	1														2	2									1	3	4														1	4									1	1	1														1	1									3	1	1														1	1									1	1	1														1	2									1	1	1														1	1									1	1	2														1	3			Totals.....						57	47															8			104																																																				
			1			1	1															1	4				1	1	2			3	3	4														3	1	2								5	5	5														1	1	1								1	1	1														2	2									5	5	6														3	2									1	1	1														1	1									1	1	1														1	1									11	11	6														15	1									1	1	4														1	1									1	1	1														1	1									1	1	1														1	1									1	1	1														2	2									3	2	1														1	1	1								2	1	1														2	2									1	3	4														1	4									1	1	1														1	1									3	1	1														1	1									1	1	1														1	2									1	1	1														1	1									1	1	2														1	3			Totals.....						57	47															8			104																																																																														
	1	1	2			3	3	4														3	1	2								5	5	5														1	1	1								1	1	1														2	2									5	5	6														3	2									1	1	1														1	1									1	1	1														1	1									11	11	6														15	1									1	1	4														1	1									1	1	1														1	1									1	1	1														1	1									1	1	1														2	2									3	2	1														1	1	1								2	1	1														2	2									1	3	4														1	4									1	1	1														1	1									3	1	1														1	1									1	1	1														1	2									1	1	1														1	1									1	1	2														1	3			Totals.....						57	47															8			104																																																																																																								
						5	5	5														1	1	1								1	1	1														2	2									5	5	6														3	2									1	1	1														1	1									1	1	1														1	1									11	11	6														15	1									1	1	4														1	1									1	1	1														1	1									1	1	1														1	1									1	1	1														2	2									3	2	1														1	1	1								2	1	1														2	2									1	3	4														1	4									1	1	1														1	1									3	1	1														1	1									1	1	1														1	2									1	1	1														1	1									1	1	2														1	3			Totals.....						57	47															8			104																																																																																																																																		
						1	1	1														2	2									5	5	6														3	2									1	1	1														1	1									1	1	1														1	1									11	11	6														15	1									1	1	4														1	1									1	1	1														1	1									1	1	1														1	1									1	1	1														2	2									3	2	1														1	1	1								2	1	1														2	2									1	3	4														1	4									1	1	1														1	1									3	1	1														1	1									1	1	1														1	2									1	1	1														1	1									1	1	2														1	3			Totals.....						57	47															8			104																																																																																																																																																												
						5	5	6														3	2									1	1	1														1	1									1	1	1														1	1									11	11	6														15	1									1	1	4														1	1									1	1	1														1	1									1	1	1														1	1									1	1	1														2	2									3	2	1														1	1	1								2	1	1														2	2									1	3	4														1	4									1	1	1														1	1									3	1	1														1	1									1	1	1														1	2									1	1	1														1	1									1	1	2														1	3			Totals.....						57	47															8			104																																																																																																																																																																																						
						1	1	1														1	1									1	1	1														1	1									11	11	6														15	1									1	1	4														1	1									1	1	1														1	1									1	1	1														1	1									1	1	1														2	2									3	2	1														1	1	1								2	1	1														2	2									1	3	4														1	4									1	1	1														1	1									3	1	1														1	1									1	1	1														1	2									1	1	1														1	1									1	1	2														1	3			Totals.....						57	47															8			104																																																																																																																																																																																																																
						1	1	1														1	1									11	11	6														15	1									1	1	4														1	1									1	1	1														1	1									1	1	1														1	1									1	1	1														2	2									3	2	1														1	1	1								2	1	1														2	2									1	3	4														1	4									1	1	1														1	1									3	1	1														1	1									1	1	1														1	2									1	1	1														1	1									1	1	2														1	3			Totals.....						57	47															8			104																																																																																																																																																																																																																																										
						11	11	6														15	1									1	1	4														1	1									1	1	1														1	1									1	1	1														1	1									1	1	1														2	2									3	2	1														1	1	1								2	1	1														2	2									1	3	4														1	4									1	1	1														1	1									3	1	1														1	1									1	1	1														1	2									1	1	1														1	1									1	1	2														1	3			Totals.....						57	47															8			104																																																																																																																																																																																																																																																																				
						1	1	4														1	1									1	1	1														1	1									1	1	1														1	1									1	1	1														2	2									3	2	1														1	1	1								2	1	1														2	2									1	3	4														1	4									1	1	1														1	1									3	1	1														1	1									1	1	1														1	2									1	1	1														1	1									1	1	2														1	3			Totals.....						57	47															8			104																																																																																																																																																																																																																																																																																														
						1	1	1														1	1									1	1	1														1	1									1	1	1														2	2									3	2	1														1	1	1								2	1	1														2	2									1	3	4														1	4									1	1	1														1	1									3	1	1														1	1									1	1	1														1	2									1	1	1														1	1									1	1	2														1	3			Totals.....						57	47															8			104																																																																																																																																																																																																																																																																																																																								
						1	1	1														1	1									1	1	1														2	2									3	2	1														1	1	1								2	1	1														2	2									1	3	4														1	4									1	1	1														1	1									3	1	1														1	1									1	1	1														1	2									1	1	1														1	1									1	1	2														1	3			Totals.....						57	47															8			104																																																																																																																																																																																																																																																																																																																																																		
						1	1	1														2	2									3	2	1														1	1	1								2	1	1														2	2									1	3	4														1	4									1	1	1														1	1									3	1	1														1	1									1	1	1														1	2									1	1	1														1	1									1	1	2														1	3			Totals.....						57	47															8			104																																																																																																																																																																																																																																																																																																																																																																												
						3	2	1														1	1	1								2	1	1														2	2									1	3	4														1	4									1	1	1														1	1									3	1	1														1	1									1	1	1														1	2									1	1	1														1	1									1	1	2														1	3			Totals.....						57	47															8			104																																																																																																																																																																																																																																																																																																																																																																																																						
						2	1	1														2	2									1	3	4														1	4									1	1	1														1	1									3	1	1														1	1									1	1	1														1	2									1	1	1														1	1									1	1	2														1	3			Totals.....						57	47															8			104																																																																																																																																																																																																																																																																																																																																																																																																																																
						1	3	4														1	4									1	1	1														1	1									3	1	1														1	1									1	1	1														1	2									1	1	1														1	1									1	1	2														1	3			Totals.....						57	47															8			104																																																																																																																																																																																																																																																																																																																																																																																																																																																										
						1	1	1														1	1									3	1	1														1	1									1	1	1														1	2									1	1	1														1	1									1	1	2														1	3			Totals.....						57	47															8			104																																																																																																																																																																																																																																																																																																																																																																																																																																																																																				
						3	1	1														1	1									1	1	1														1	2									1	1	1														1	1									1	1	2														1	3			Totals.....						57	47															8			104																																																																																																																																																																																																																																																																																																																																																																																																																																																																																																														
						1	1	1														1	2									1	1	1														1	1									1	1	2														1	3			Totals.....						57	47															8			104																																																																																																																																																																																																																																																																																																																																																																																																																																																																																																																																								
						1	1	1														1	1									1	1	2														1	3			Totals.....						57	47															8			104																																																																																																																																																																																																																																																																																																																																																																																																																																																																																																																																																																		
						1	1	2														1	3			Totals.....						57	47															8			104																																																																																																																																																																																																																																																																																																																																																																																																																																																																																																																																																																																												
Totals.....						57	47															8			104																																																																																																																																																																																																																																																																																																																																																																																																																																																																																																																																																																																																																						

TABLE 97.—TABULATION OF DEATHS FROM THE CLASSIFIED DISEASES, THE YEAR ENDING

	AGE PERIODS.												
	Under one month.	Under one year.	One to five.	Five to ten.	Ten to fifteen.	Fifteen to twenty.	Twenty to twenty-five.	Twenty-five to thirty.	Thirty to thirty-five.	Thirty-five to forty.	Forty to forty-five.	Forty-five to fifty.	Fifty to fifty-five.
DEATHS IN WEST ORANGE.													
Typhoid Fever.....	1												
Scarlet Fever.....	6			1									
Whooping Cough.....	7	1	1										
Diphtheria and Croup.....	8												
Tuberculosis. {													
Of the Lungs.....	22					3	1	1	2				
Of the Meninges.....			1										
Of the Peritoneum.....								1					
Cancer. {													
Of the Mouth.....	25								1	1			
Of the Stomach and Liver.....													
Of the Female Genital Organs.....									1	1			
Of the Breast.....													
Alcoholism (Acute or Chronic).....	34								1				
Cerebral Hemorrhage and Congestion.....	42						1						
General Paralysis.....	45												
Convulsions of Infants.....	49		1										
Endocarditis.....	56												
Organic Diseases of the Heart.....	57			1	1								
Phlebitis and Other Diseases of the Veins.....	62							1					
Hemorrhage.....	65	1											
Acute Bronchitis.....	69		1										
Broncho-Pneumonia.....	71												
Pneumonia.....	72		2	2					1	1			
Congestion and Apoplexy of Lungs.....	74												
Infantile Diarrhea, Athrepsia.....	82	1	2										
Dysentery.....	84										1		
Appendicitis.....	95												
Acute Nephritis.....	96				1								
Bright's Disease.....	97												
Erysipelas.....	125												
Congenital Debility, Icterus and Sclerema.....	138	5	3										
Suicide or {													
By Poison.....	142												
Attempt at {													
By Asphyxia.....													
By Firearms.....													
Other Accidental Injuries.....	145				1				1				
Burns by Fire.....	146				1								
Inhalation of Noxious Gases (Suicide excepted).....	150												
Total.....													

Totals deaths, '86. Death-rate, 10.66.

IN THE STATISTICAL DIVISIONS OF THE STATE OF NEW JERSEY, FOR DECEMBER 31, 1906.

AGE PERIODS.	SEX.	COLOR.	NATIVITY.											SOCIAL CONDITION.							
			United States.	England.	France.	Germany.	Ireland.	Italy.	Scotland.	Hungary.	Sweden.	Other foreign.	Not stated.	Married.	Single.	Widowed.	Not stated.	Totals.			
Fifty-five to sixty.																					
Sixty to seventy.																					
Seventy to eighty.																					
Eighty to ninety.																					
Over ninety.																					
Not stated.																					
Male.																					
Female.																					
Color of Rescendent marked by mark.																					
United States.																					
England.																					
France.																					
Germany.																					
Ireland.																					
Italy.																					
Scotland.																					
Hungary.																					
Sweden.																					
Other foreign.																					
Not stated.																					
Married.																					
Single.																					
Widowed.																					
Not stated.																					
Totals.																					

INDEX.

(419)

INDEX.

Absecon, board of health of	94
Acquackanonk township, board of health of	95
Alexandria township, board of health of	95
Allamuchy township, board of health of	95
Allendale, board of health of	84
Allenhurst, board of health of	84
Allentown, board of health of	84
Alloway township, board of health of	95
Alpine, board of health of	84
Andover, board of health of	84
Andover township, board of health of	95
Anglesea, board of health of	84
Animals, infectious diseases of	67
Animals, infectious diseases of, report on	129
Anthrax	67, 129
Appropriations for uses of State board of health	3
Asbury Park, board of health of	81
Asbury Park, report of board of health of	223
Atlantic City, board of health of	81
Atlantic Highlands, board of health of	84
Atlantic township, board of health of	95
Audubon, board of health of	84
Avalon, board of health of	84
Avon, board of health of	84
Bacteriological diagnosis	55
Bacteriological laboratory, report on	177
Barnegat City, board of health of	84
Bass River township, board of health of	95
Bay Head, board of health of	84
Bayonne, board of health of	81
Beach Haven, board of health of	84
Bedminster township, board of health of	95
Belleville township, board of health of	96
Belmar, board of health of	84
Belvidere, board of health of	81
Bergen Fields, board of health of	85
Berkley township, board of health of	96
Bernards township, board of health of	96
Bethlehem township, board of health of	96
Beverly, board of health of	81
Beverly township, board of health of	96

Births	5
Blairstown township, board of health of	96
Bloomfield, board of health of	94
Bogota, board of health of	85
Boonton, board of health of	94
Boonton township, board of health of	96
Bordentown, board of health of	81
Bordentown township, board of health of	96
Bound Brook, board of health of	85
Bradley Beach, board of health of	85
Branchburg township, board of health of	96
Branchville, board of health of	85
Brick township, board of health of	96
Bridgeton, board of health of	81
Bridgewater township, board of health of	96
Brigantine, board of health of	85
Buena Vista township, board of health of	96
Bureau of vital statistics, report of	261
Burlington, board of health of	81
Burlington township, board of health of	96
Butler, board of health of	85
Byram township, board of health of	97
Caldwell, board of health of	85
Caldwell township, board of health of	97
Camden, board of health of	81
Cancer	44
Cape May, board of health of	81
Cape May Point, board of health of	85
Carlstadt, board of health of	85
Centre township, board of health of	97
Chatham, board of health of	85
Chatham township, board of health of	97
Chesterhurst, board of health of	85
Chester township (Burlington county), board of health of	97
Chester township (Morris county), board of health of	97
Chesterfield township, board of health of	97
Children, deaths among	22
Cinnaminson township, board of health of	97
Circulars and laws	245
Clark township, board of health of	97
Clayton, board of health of	85
Clementon township, board of health of	97
Cliffside Park, board of health of	85
Clinton, board of health of	85
Clinton township, board of health of	97
Closter, board of health of	85
Collingswood, board of health of	85
Combined sanitary districts	73
Commercial township, board of health of	97
Conference of State and local boards of health	74
Consumption	17
Coroners, list of	121

County physicians, list of	123
Cranbury township, board of health of	97
Cranford township, board of health of	97
Cream, analyses of	217
Creameries	64
Creameries, inspection of	153
Cresskill, board of health of	86
Dairy inspection	80
Dairy inspection records	76
Deal, board of health of	86
Deaths	8
Deaths in summer resorts, tabulation of	70
Deerfield township, board of health of	97
Delaware township (Camden county), board of health of	98
Delaware township (Hunterdon county), board of health of	98
Delford, board of health of	86
Delran township, board of health of	98
Demarest, board of health of	86
Dennis township, board of health of	98
Deptford township, board of health of	98
Diphtheria	31
Disinfection	73
Dover, board of health of	81
Dover township, board of health of	98
Downe township, board of health of	98
Drugs	55
Drugs, analyses of	217
Dumont, board of health of	86
Dunellen, board of health of	86
Duties of State board of health	3
Eagleswood township, board of health of	98
Eastampton township, board of health of	98
East Amwell township, board of health of	98
East Brunswick township, board of health of	98
East Greenwich township, board of health of	98
East Newark, board of health of	86
East Orange, board of health of	82
East Rutherford, board of health of	86
East Windsor township, board of health of	98
Eatontown township, board of health of	98
Edgewater, board of health of	98
Egg Harbor, board of health of	82
Egg Harbor township, board of health of	99
Elizabeth, board of health of	82
Elk township, board of health of	99
Elmer, board of health of	86
Elsinboro township, board of health of	99
Englewood, board of health of	82
Englewood Cliffs, board of health of	86
Englishtown, board of health of	86
Essex Fells, board of health of	86

Etna, board of health of	86
Evesham township, board of health of	99
Ewing township, board of health of	99
Excerpts from reports of local boards of health	223
Fairfield township, board of health of	99
Fairview, board of health of	86
Fanwood, board of health of	86
Fanwood township, board of health of	99
Farmingdale, board of health of	86
Fieldsboro, board of health of	86
Florence township, board of health of	99
Florham Park, board of health of	87
Folsom, board of health of	87
Food, analyses of	217
Food and drugs	53
Food and laboratory, report on	177
Fort Lee, board of health of	87
Frankford township, board of health of	99
Franklin township (Bergen county), board of health of	99
Franklin township (Gloucester county), board of health of	99
Franklin township (Hunterdon county), board of health of	99
Franklin township (Somerset county), board of health of	99
Franklin township (Warren county), board of health of	99
Fredon township, board of health of	99
Freehold, board of health of	94
Freehold township, board of health of	100
Frelinghuysen township, board of health of	100
Frenchtown, board of health of	87
Galloway township, board of health of	100
Garfield, board of health of	87
Garwood, board of health of	87
Glanders	68, 130
Glassboro township, board of health of	100
Glen Ridge, board of health of	87
Glen Rock, board of health of	87
Gloucester City, board of health of	82
Gloucester township, board of health of	100
Green township, board of health of	100
Greenwich township (Cumberland county), board of health of	100
Greenwich township (Gloucester county), board of health of	100
Greenwich township (Warren county), board of health of	100
Guttenberg, board of health of	94
Hackensack, board of health of	82
Hackensack water pollution cases	242
Hackettstown, board of health of	94
Haddonfield, board of health of	87
Haddon Heights, board of health of	87
Haddon township, board of health of	100
Hamilton township (Atlantic county), board of health of	100
Hamilton township (Mercer county), board of health of	100

Hammonton, board of health of	94
Hampton township, board of health of	100
Hanover township, board of health of	100
Hardwick township, board of health of	101
Hardyston township, board of health of	101
Harmony township, board of health of	101
Harrington Park, board of health of	87
Harrington township, board of health of	101
Harrison, board of health of	94
Harrison township, board of health of	101
Hasbrouck Heights, board of health of	87
Haworth, board of health of	87
Hawthorne, board of health of	87
Health officers, list of	125
Helmetta, board of health of	87
High Bridge, board of health of	87
Highland Park, board of health of	88
Highlands, board of health of	88
Hightstown, board of health of	88
Hillsboro township, board of health of	101
Hillsdale township, board of health of	101
Hoboken, board of health of	82
Hohokus township, board of health of	101
Holland township, board of health of	101
Holly Beach, board of health of	88
Holmdel township, board of health of	101
Hopatcong, board of health of	88
Hope township, board of health of	101
Hopewell, board of health of	88
Hopewell township (Cumberland county), board of health of	101
Hopewell township (Mercer county), board of health of	101
Howell township, board of health of	101
Hudson county, board of health of	102
Hydrophobia	49
Ice cream factories	70
Independence township, board of health of	102
Infant mortality	23
Inspection of streams	65
Inspection service	65
Irvington, board of health of	94
Island Heights, board of health of	88
Jackson township, board of health of	102
Jefferson township, board of health of	102
Jersey City, board of health of	82
Junction, board of health of	88
Kearny, board of health of	94
Kenilworth, board of health of	88
Kerosene oil, examination of	217
Keyport, board of health of	94
Kingwood township, board of health of	102
Knowlton township, board of health of	102

Laboratory diagnosis	55
Laboratory of hygiene, report on	177
Lacey township, board of health of	102
Lafayette township, board of health of	102
Lakewood township, board of health of	102
Lambertville, board of health of	82
Landis township, board of health of	102
Lavalette, board of health of	88
Lawrence township (Cumberland county), board of health of	102
Lawrence township (Mercer county), board of health of	102
Laws and circulars	245
Lebanon township, board of health of	102
Legal opinions and decisions	237
Leonia, board of health of	88
Linden, board of health of	88
Linden township, board of health of	103
Linwood, board of health of	88
Little Egg Harbor township, board of health of	103
Little Falls township, board of health of	103
Little Ferry, board of health of	88
Livery stable nuisance	69
Livingston township, board of health of	103
Local boards of health, list of	81
Local sanitary administration	66
Lodi, board of health of	88
Lodi township, board of health of	103
Logan township, board of health of	103
Long Beach township, board of health of	103
Long Branch, board of health of	82
Longport, board of health of	88
Lopatcong township, board of health of	103
Lower Alloways Creek township, board of health of	103
Lower Penns Neck township, board of health of	103
Lower township, board of health of	103
Lumberton township, board of health of	103
Madison, board of health of	88
Madison township, board of health of	103
Malarial diseases	42
Manalapan township, board of health of	103
Manasquan, board of health of	88
Manchester township (Ocean county), board of health of	104
Manchester township (Passaic county), board of health of	104
Mange	130
Mannington township, board of health of	104
Mansfield township (Burlington county), board of health of	104
Mansfield township (Warren county), board of health of	104
Mantua township, board of health of	104
Marlboro township, board of health of	104
Marriages	8
Matawan, board of health of	89
Matawan township, board of health of	104
Maurice River township, board of health of	104

Maywood, board of health of	89
Measles	41
Meat inspectors	127
Medford township, board of health of	104
Mendham township, board of health of	104
Merchantville, board of health of	89
Metuchen, board of health of	89
Middle township, board of health of	104
Middletown township, board of health of	104
Midland Park, board of health of	89
Midland township, board of health of	104
Milk	75
Milk, analyses of	217
Millburn township, board of health of	105
Millstone, board of health of	89
Millstone township, board of health of	105
Milltown, board of health of	89
Millville, board of health of	82
Monroe township (Gloucester county), board of health of	105
Monroe township (Middlesex county), board of health of	105
Montague township, board of health of	105
Montclair, board of health of	82
Montclair, report of board of health of	235
Montgomery township, board of health of	105
Montvale, board of health of	89
Montville township, board of health of	105
Morristown, board of health of	83
Morris township, board of health of	105
Mortality, relative	14
Mountainside, board of health of	89
Mount Arlington, board of health of	89
Mount Laurel township, board of health of	105
Mount Olive township, board of health of	105
Mount Tabor, board of health of	89
Mullica township, board of health of	105
National Park, board of health of	89
Neptune City, board of health of	89
Neptune township, board of health of	105
Netcong, board of health of	89
Newark, board of health of	83
New Brunswick, board of health of	83
New Hanover township, board of health of	105
New Providence, board of health of	89
New Providence township, board of health of	105
Newton township, board of health of	106
Northampton township, board of health of	106
North Bergen township, board of health of	106
North Brunswick township, board of health of	106
North Caldwell, board of health of	89
Northfield City, board of health of	90
North Haledon, board of health of	90
North Hanover township, board of health of	106

North Plainfield, board of health of	90
North Plainfield township, board of health of	106
North Spring Lake, board of health of	90
Norwood, board of health of	90
Notifiable diseases	50
Nuisances	68
Nutley, board of health of	90
Oakland, board of health of	90
Oaklyn, board of health of	90
Ocean City, board of health of	90
Ocean Grove, board of health of	90
Ocean township (Monmouth county), board of health of	106
Ocean township (Ocean county), board of health of	106
Oldmans township, board of health of	106
Old Tappan, board of health of	90
Orange, board of health of	83
Orvil, board of health of	90
Orvil township, board of health of	106
Overpeck township, board of health of	106
Oxford township, board of health of	106
Pahaquarry township, board of health of	106
Palisades Park, board of health of	90
Palisade township, board of health of	107
Palmyra township, board of health of	107
Park Ridge, board of health of	90
Passaic City, board of health of	83
Passaic township, board of health of	107
Pasteurization of milk	78
Paterson, board of health of	83
Paulsboro, board of health of	90
Pemberton, board of health of	90
Pemberton township, board of health of	107
Pennington, board of health of	91
Pennsgrove, board of health of	91
Pensauken township, board of health of	107
Pequanock river pollution	239
Pequanock township, board of health of	107
Perth Amboy, board of health of	83
Phillipsburg, board of health of	83
Pilesgrove township, board of health of	107
Piscataway township, board of health of	107
Pittsgrove township, board of health of	107
Plainfield, board of health of	83
Pleasantville, board of health of	91
Plumbing inspectors, list of	126
Plumsted township, board of health of	107
Pneumonia	21
Pohatcong township, board of health of	107
Point Pleasant, board of health of	91
Pompton Lakes, board of health of	91
Pompton township, board of health of	107

Population	4
Port Republic City, board of health of	91
Princeton, board of health of	91
Princeton township, board of health of	107
Prospect Park, board of health of	91
Pulmonary tuberculosis	17
Quarantine	73
Quinton township, board of health of	107
Rabies	49, 130
Rahway, board of health of	83
Randolph township, board of health of	107
Raritan, board of health of	91
Raritan township (Hunterdon county), board of health of	108
Raritan township (Middlesex county), board of health of	108
Raritan township (Monmouth county), board of health of	108
Readington township, board of health of	108
Red Bank, board of health of	94
Registrars of vital statistics	113, 266
Relative mortality	14
Repositories for mailing cases, list of	184
Ridgefield, board of health of	91
Ridgefield Park, board of health of	95
Ridgefield township, board of health of	108
Ridgewood, board of health of	95
Riverside, board of health of	91
Riverside township, board of health of	108
Riverton, board of health of	91
Rivervale township, board of health of	108
Rockaway, board of health of	91
Rockaway township, board of health of	108
Rocky Hill, board of health of	91
Roosevelt, board of health of	91
Roselle, board of health of	91
Roselle Park, board of health of	91
Roxbury township, board of health of	108
Rutherford, board of health of	92
Saddle River, board of health of	92
Saddle River township, board of health of	108
Salem, board of health of	83
Sandyston township, board of health of	108
Sanitary administration	66
Sanitary association, New Jersey	243
Sanitary districts	73
Sanitary districts, list of	81
Sanitary examiners, report of	221
Sanitary inspection service	65
Sanitary inspectors, list of	126
Sayreville township, board of health of	108
Scarlet fever	40
Score cards for dairies	76

Seabright, board of health of	92
Sea Isle City, board of health of	92
Seaside Park, board of health of	92
Secaucus, board of health of	92
Shamong township, board of health of	108
Shrewsbury township, board of health of	108
Slaughter houses	71
Small-pox	44
Smoke nuisances	68, 237
Somers Point, board of health of	92
Somerville, board of health of	94
South Amboy, board of health of	92
Southampton township, board of health of	108
South Atlantic City, board of health of	92
South Brunswick township, board of health of	108
South Cape May, board of health of	92
South Harrison township, board of health of	109
South Orange, board of health of	95
South Orange township, board of health of	109
South River, board of health of	92
Sparta township, board of health of	109
Springfield township (Burlington county), board of health of	109
Springfield township (Union county), board of health of	109
Spring Lake, board of health of	92
Stafford township, board of health of	109
Stanhope, board of health of	92
State board of health, duties of	3
Stillwater township, board of health of	109
Stockton, board of health of	92
Stow Creek township, board of health of	109
Streams, inspection of	65
Suicide	47
Summit, board of health of	83
Sussex, board of health of	92
Swedesboro, board of health of	92
Tabernacle township, board of health of	109
Teaneck township, board of health of	109
Tenafly, board of health of	92
Tewksbury township, board of health of	109
Totowa, board of health of	92
Town of Union, board of health of	94
Trenton, board of health of	84
Tuberculosis	17
Tuckerton, board of health of	92
Typhoid fever	32
Typhoid fever in State hospital, Trenton, report on	149
Union township (Bergen county), board of health of	109
Union township (Hunterdon county), board of health of	109
Union township (Ocean county), board of health of	109
Union township (Union county), board of health of	110
Upper Freehold township, board of health of	110

Upper Penns Neck township, board of health of	110
Upper Pittsgrove township, board of health of	110
Upper Saddle River, board of health of	93
Upper township, board of health of	110
Ventnor City, board of health of	93
Vernon township, board of health of	110
Verona, board of health of	93
Verona township, board of health of	110
Vineland, board of health of	93
Vineland water pollution decision	238
Vital statistics, list of registrars of	113
Vital statistics, report of	261
Voorhees township, board of health of	110
Wall township, board of health of	110
Wallington, board of health of	93
Walpack township, board of health of	110
Wantage township, board of health of	110
Warren township, board of health of	110
Washington, board of health of	93
Washington township (Bergen county), board of health of	110
Washington township (Burlington county), board of health of	110
Washington township (Gloucester county), board of health of	110
Washington township (Mercer county), board of health of	111
Washington township (Morris county), board of health of	111
Washington township (Warren county), board of health of	111
Water, analyses of	194
Waterford township, board of health of	111
Water supplies	65, 133
Wayne township, board of health of	111
Weehawken township, board of health of	111
Wenonah, board of health of	93
Westampton township, board of health of	111
West Amwell township, board of health of	111
West Caldwell, board of health of	93
West Cape May, board of health of	93
West Deptford township, board of health of	111
Westfield, board of health of	94
West Hoboken, board of health of	95
West Milford township, board of health of	111
West New York, board of health of	95
West Orange, board of health of	95
West Windsor township, board of health of	111
Westwood, board of health of	93
Weymouth township, board of health of	111
Wharton, board of health of	93
Whooping cough	39
Wildwood, board of health of	93
Willingboro township, board of health of	111
Winslow township, board of health of	111
Woodbine, board of health of	93
Woodbridge township, board of health of	112

Woodbury, board of health of	84
Woodcliff, board of health of	93
Woodland township, board of health of	112
Wood Lynne, board of health of	93
Wood Ridge, board of health of	93
Woodstown, board of health of	94
Woolwich township, board of health of	112