

# SIXTY-FIFTH ANNUAL REPORT

OF THE

# Department of Health

OF THE

# STATE OF NEW JERSEY

1942



MacCrellish & Quibley Co  
Printers  
Trenton, New Jersey

1944

## TABLE OF CONTENTS

---

### SIXTY-FIFTH ANNUAL REPORT OF THE DEPARTMENT OF HEALTH OF THE STATE OF NEW JERSEY, 1942

|                                                                   | PAGE |
|-------------------------------------------------------------------|------|
| Report of the Director of Health .....                            | 7    |
| Report of Chief of Bureau of Administration .....                 | 15   |
| Report of Chief of Bureau of Local Health Administration .....    | 31   |
| Report of Consultant to Negro Health Program .....                | 67   |
| Report of Chief of Bureau of Venereal Disease Control .....       | 73   |
| Report of Consultant to Dental Health Program .....               | 87   |
| Report of Chief of Industrial Hygiene Service .....               | 91   |
| Report of Veterinarian-in-Charge of Rabies Control Program .....  | 97   |
| Report of Chief of Bureau of Engineering .....                    | 99   |
| Report of Chief of Bureau of Food and Drugs .....                 | 103  |
| Report of Chief of Bureau of Bacteriology .....                   | 117  |
| Report of Chief of Bureau of Chemistry .....                      | 137  |
| Report of Consultant to Bureau of Maternal and Child Health ..... | 141  |
| Report of Chief of Bureau of Vital Statistics .....               | 149  |

Department of Health of the State of New Jersey

---

E. W. SMILLIE, V.M.D., *President*.....Princeton  
MARTIN H. COLLIER, M.D., *Vice-President*.....Grenloch  
WALTER G. ALEXANDER, M.D.....Orange  
JOHN V. BISHOP.....Columbus  
C. BYRON BLAISDELL, M.D.....Long Branch  
PERCY N. DANIELS, C.E.....Trenton  
ROBERT P. FISCHELIS, Phar. D.....Trenton  
JOSEPH N. FOWLER.....Bivalve  
J. E. H. GUTHRIE, D.D.S.....Newark  
FREDERICK P. LEE, M.D.....Paterson  
MISS MARGARET L. MACNAUGHTON.....Jersey City  
MRS. MARY OLNEY ROCKAFELLER.....New Brunswick

---

J. LYNN MAHAFFEY, M.D., *Director and Secretary*

EDMUND R. OUTCALT, *Deputy Secretary*

The offices of the Department are in the State House, Trenton

STATE OF NEW JERSEY,

DEPARTMENT OF HEALTH,

TRENTON, N. J., August 16, 1942.

*To the Senate and General Assembly of the State of New Jersey:*

As required by law, I have the honor of submitting herewith the Annual Report of the Department of Health, together with accompanying important documents, for the fiscal year ending June 30, 1942.

E. W. SMILLIE, V.M.D.,  
*President,*  
*State Department of Health.*

---

STATE OF NEW JERSEY,

DEPARTMENT OF HEALTH,

TRENTON, N. J., August 16, 1942.

*To the Department of Health of the State of New Jersey:*

GENTLEMEN—I have the honor to submit herewith the Annual Report of the Department for the year ending June 30, 1942. The reports of the Bureau Chiefs will give comprehensive accounts of the activities of the nine Bureaus and other sub-divisions of the Department during the year.

Respectfully submitted,

J. LYNN MAHAFFEY, M.D.,  
*Director of Health.*

## Report of the Director of Health

By J. LYNN MAHAFFEY, M.D.

The year which ended June 30, 1942, witnessed noteworthy progress in the Department's work, particularly as it related to strengthening the war effort. Most of this progress was financed by Federal funds which now comprise more than half the Department's budget.

Whether or not it is wholesome for public health activities of a wealthy State to be paid by the Federal Treasury might be questioned by some in times of peace. In war time, few will doubt the wisdom of a public health subsidy to a thickly populated industrial State like New Jersey, from which so much is expected in manufactured products, housing, feeding and transportation of workers, safe environment for huge concentrations of men and materials at military camps, uninterrupted shipping facilities and an alert, responsive population of 4,160,165 citizens. The Department's obligation was to use all available funds wisely and make every dollar purchase its full value in health and welfare for residents of the State.

### INDUSTRIAL HYGIENE

To this end, certain new activities have been added to the health program administered for many years. One of the most important, in respect to our war effort at least, is the industrial hygiene program instituted in July, 1941. A staff supplied by the U. S. Public Health Service comprising two physicians, a nurse, an engineer, a chemist, a technician and a clerk began a survey of certain industries to learn what further safeguards to health were needed by New Jersey workers and to secure the adoption of means and methods to assure these safeguards. From a quiet start, the work of this unit grew during the year. In 12 months, 246 investigations of 168 large and small industrial plants had been made. Twenty-one engineering studies were carried on to determine the extent of the hazards from pathogenic bacteria, dusts, fumes and gases. These studies stemmed from cases of dermatitis, conjunctivitis, anthrax, lead poisoning and mercury poisoning reported as having occurred in the plants surveyed. Recommendations were made for protecting 62,500 workers from these various dangers.

Other conditions found included lack of needed services of physicians, nurses and first-aid workers, lack of proper facilities for these professional servants of industry and lack of effective systems of absentee recording.

Recommendations regarding these needs were also sent to the industries affected.

A start was made in securing chest X-rays of industrial workers to identify and secure proper treatment for early tuberculosis cases in industry. Mobile X-ray equipment furnished by the U. S. Public Health Service enabled this project to be started. Thus a type of public health effort, new to New Jersey, was inaugurated at a time when the health of men and women in industry is of paramount importance.

#### VENEREAL DISEASE

The induction of thousands of our young men into the Army and Navy and the presence of thousands from other states in New Jersey military camps, accentuated the problem of venereal disease control. Co-operative effort by the Army with local and State health officials and other agencies controlled, to a considerable extent, prostitution in the vicinity of Army posts. This fact was established not only by the investigations of staff members of the Department, but also by the locations where cases of syphilis and gonorrhoea were contracted by soldiers. Usually such cases were infected in the large cities during periods of leave.

Inductees rejected because of venereal disease were interviewed at once and the source of infection and the subsequent sex contacts ascertained as far as possible. Case workers then endeavored to secure regular treatment of the rejected man and the examination and necessary treatment of persons named by him. These efforts were in addition, of course, to the program of case finding and case holding, clinic operation and education regularly carried on by the Department.

A good example of case finding by democratic methods occurred when voluntary blood tests were offered on registration days, February 14, 15 and 16, 1942, in certain areas where the syphilis rate was known to be high. This offer was accepted by 46,000 men. As a result 2,500 cases of syphilis were diagnosed weeks or months in advance of the call to military service and valuable time was saved in starting treatment. Other new features of the campaign against venereal diseases was a tri-state conference of health, military, police and welfare agencies in December, 1941, to co-ordinate control measures, and the gonococcus culture laboratory established by the Department in Newark.

#### DENTAL HEALTH

Interest in dental health has been heightened by the war, dental defects ranking first as a cause of rejection of young men in the prime of life. This interest, together with increased appropriations for the dental health program of the Department, permitted expansion of the attack on dental disease. This attack was along three lines, *i.e.*, education and consultive services, publication and distribution of educational literature and demonstration treatment programs. The items included in this advance are too numerous and varied to mention here but will be found in the report of this branch of the Department's organization. Those who have watched the growth of this program the last three years will note an urban treatment center in Paterson in addition to the original center at North Arlington and rural treatment facilities in Somerset, Middlesex, Monmouth and Cumberland counties and in Winslow Township, Camden County, in addition to the earlier center in Hunterdon County.

#### CIVILIAN DEFENSE

From the start of the war effort, the Department has cooperated with officials assigned to civilian defense and participated in the work of the Committee on Health, Welfare and Recreation of the Office of Civilian Defense. The program of the Department in this field may be summarized as follows:

1. General public health services, including preventive medicine, control of epidemics and maintenance of sanitation services.
2. Assistance to the Emergency Medical Service of the office of Director of Civilian Defense.
3. Protection of Potable Water Supplies.
4. Protection of Sewerage Systems.
5. Prevention and Treatment of Venereal Disease.
6. Promotion of Maternal and Child Health, particularly of the care of children of working mothers.
7. Protection of Milk and Ice Cream Plants against Subversive Activities.
8. Proof of Citizenship, a service depending on vital records for which health departments are responsible.
9. Industrial Hygiene and Medical Care programs for Industrial War Workers.
10. Dental Health programs.

## DISEASE RESTRICTED

Turning now to activities less affected by war conditions, the Department has continued its long-standing, five-point program of disease prevention and control, sanitation, public health education, promotion of health and vital record keeping. In each of these types of endeavor progress and improvement will be found.

Except for outbreaks of measles and German measles which still get out of hand periodically, the State was free of epidemics. New low records were established for diphtheria, typhoid fever and pneumonia. Looking backward even a few years, it seems incredible to report only 298 cases of diphtheria and eight deaths among four million people. Equally astonishing are the figures for typhoid fever, 107 cases and eight deaths. In 20 years these two diseases have been reduced 96 and 91 percent.

Poliomyelitis showed increased prevalence in the northeast counties, with 351 cases reported during the year. Tuberculosis caused 143 less reported cases than in 1940, the total being 3,559. No smallpox has occurred for 10 years.

Rabies in animals, though still high with 308 cases, was less than in recent years. Control of this disease was vested in a new division toward the close of the fiscal year, after the new dog control law had begun to function.

Free biologicals and drugs for prevention and cure of disease, public health nursing services, diagnostic aid, epidemiological investigations, together with the broad protective influence of sanitation in its many applications, all helped to curb the spread of rabies infection and to restrict or nullify its effects.

## SANITATION STILL ESSENTIAL

While sanitation is now regarded as routine public health protection with little of the glamor of years ago, it is still essential and rather expensive. Directly or indirectly, functions of the Department relating to water supply, sewage disposal, regulation of restaurants and other places producing, processing, serving and storing food, milk control activities, abatement of nuisances, control of trade-waste disposal, and certain laboratory services, all influence the sanitary environment of our citizens. These services, fanning out into detailed procedures too numerous to mention were carried on throughout the State, from the central offices in Trenton, and some of them from the seven branch offices covering from one to four counties each.

## PUBLIC HEALTH EDUCATION

Nearly all aids to education are now employed to teach the lessons of public health to citizens and to the personnel of health departments in New Jersey. Moving pictures, radio talks and exhibits are being used more and more to teach what is known and should be done, but public meetings, printed matter, conferences in the home and at clinics, and public health courses held in co-operation with Rutgers University all contribute to the spreading of information and a correct viewpoint. Health education, however, should be measured by the extent to which better health habits and methods are practiced by individuals rather than by numbers of talks and movies given and reams of printed paper distributed. It is hard, slow work to change habits, especially the automatic motions of daily life which may determine how much infected material we eat and pass on to others. On the whole, progress can be seen and statistics seem to show some gain in personal defense against preventable diseases.

## HEALTH PROMOTION

Promoting the health of the individual, while closely allied to health education and depending upon it to some extent, also embodies services rendered to improve or protect health. The maternal and child health program is the oldest form of this service centering in the Department and probably is still the most fundamental. The industrial hygiene program, discussed early in this report, has the same fundamental aim, *i.e.*, to surround the individual with optimum conditions for healthy living.

Another program, now two years old, gives special attention to health problems among negroes. By means of health committees in 14 counties, guided by the Department, education, case finding, immunization and health promotion are kept before the minds of colored residents and, as far as possible, facilities are provided to implement this program.

Clinic treatments, both therapeutic and prophylactic, sanitation and much of the education effort all aim at health promotion. In fact, most activities of a health department, directly or indirectly, aim at maintaining or improving personal health.

## VITAL RECORDS

Never before in the history of this country have the need and value of good vital records been shown so clearly as in the last two years. The demand for birth certificates exceeded all imagination. For months, an average of 400 a day have been copied and mailed to applicants by the Department, in addition to unknown numbers prepared by local registrars of Vital Statistics. This situation greatly increased the number of records filed late by persons who had need of certified copies. Recommended changes in the Law made such registration easier for the applicant without loss in accuracy.

## EXPENDITURES

|                              |                       |
|------------------------------|-----------------------|
| State Funds expended .....   | \$502,592.75          |
| Federal Funds expended ..... | 524,929.77            |
| Total .....                  | <u>\$1,027,522.52</u> |
| Expended for Salaries—       |                       |
| State Funds .....            | \$379,717.07          |
| Federal Funds .....          | 369,515.63            |
| Total .....                  | <u>\$749,232.70</u>   |
| Other expenses—              |                       |
| State Funds .....            | \$122,875.68          |
| Federal Funds .....          | 155,414.14            |
| Total .....                  | <u>\$278,289.82</u>   |

State funds expended for the Department's work amounted to 12 cents per capita.

## NEEDS

Loss of employees to the armed forces and to industry and other organizations paying higher salaries than does the State is a difficulty which has to be met as best it can. The Department has been able so far to replace clerical help and some engineers and laboratory assistants with trained persons. Needed medical and nursing personnel are harder to secure.

The continual increase year after year in blood tests for evidence of syphilis periodically overcrowds the laboratories available for this work. In the year under review, over 278,000 specimens of blood were tested in two rooms, which were overburdened when 170,000 were being handled. Neces-

sity for such serologic tests as a result of the premarital and prenatal examination laws, the examination of industrial workers, and the case finding and case holding venereal disease program, make it essential that this service meet whatever needs arise. Both additional space and personnel are required to do the job well in a normal working day and under proper working conditions.

Immersed as we are in the critical problems of war, numerous needs and plans which might be pertinent in peace must be put aside, and only those which help the war effort or are essential to the coming reconstruction period can be given consideration. It is clear that programs which aid military preparedness, such as industrial and dental health, safeguarding children of working mothers, and sanitary environment for war workers as well as the armed forces quartered in the State, are essential and must be pushed forward to the limit of personnel and funds available to the Department. This is being done with the co-operation of local health departments and other health agencies throughout New Jersey. The result of such united effort is certain to be helpful to those served and those who perform the service.

## Report of Bureau of Administration

For the Year Ending June 30, 1942

---

By EDMUND R. OUTCALT, *Chief*

---

The State Department of Health, at its meeting held on July 8, 1941, elected E. W. Smillie, V.M.D., as President, and Martin H. Collier, M.D., as Vice-President, for the fiscal year ending June 30, 1942.

The following appointments to membership on the Board were made by Governor Edison and confirmed by the Senate on February 2, 1942: C. Byron Blaisdell, M.D., of Long Branch, replacing James E. Russell, his term to expire June 30, 1944, and Percy N. Daniels, C.E., of Trenton, replacing Clyde Potts, C.E., his term to expire June 30, 1945. The reappointment of Martin H. Collier, M.D., of Grenloch, for the four-year term expiring June 30, 1945, was confirmed by the Senate on June 9, 1941.

The following committees were appointed by the President to serve during the year:

- (1) *Advisory Committee to the Director:* Dr. Collier, Dr. Fischelis and Mr. Fowler.
- (2) *Budget Committee:* Miss MacNaughton, Dr. Lee, Dr. Fischelis, Mr. Bishop and Mr. Daniels.
- (3) *Dental Committee:* Dr. Guthrie, Mrs. Rockefeller and Mr. Bishop.
- (4) *Industrial Hygiene Committee:* Dr. Lee, Dr. Fischelis, Dr. Collier and Mr. Daniels.
- (5) *Legislative Committee:* Dr. Alexander, Mr. Fowler, Dr. Fischelis, Dr. Guthrie and Mr. Daniels.
- (6) *Committee on Salaries of Medical Personnel:* Dr. Lee, Dr. Collier and Dr. Alexander.
- (7) *Milk Committee:* Mr. Bishop, Dr. Guthrie and Mrs. Rockefeller.
- (8) *Nursing Committee:* Mrs. Rockefeller, Miss MacNaughton, Dr. Alexander and Dr. Blaisdell.
- (9) *Organization Committee:* Miss MacNaughton, Dr. Lee, Mr. Fowler, Dr. Collier and Dr. Blaisdell.



On September 9, 1941, the following Board members were appointed to serve as consultants to certain activities of the Department, as follows:

*Bureau of Local Health Administration:* Dr. Collier.

*Bureau of Food and Drugs:* Drugs—Dr. Fischelis; Milk—Mr. Bishop.

*Sanitary Shellfish Control:* Mr. Fowler.

*Bureau of Maternal and Child Health:* Miss MacNaughton.

*Bureau of Venereal Disease Control:* Dr. Lee.

*Negro Health Program:* Dr. Alexander.

*Education and Publicity:* Dr. Fischelis.

*Bureau of Engineering:* Mr. Bishop (Mr. Daniels).

At a meeting of the Department held on March 10, 1942, a resolution was adopted changing the designation of the "Division" of Venereal Disease Control to the "Bureau" of Venereal Disease Control. The title of Daniel Bergsma, M.D., was changed from Chief of the Division of Venereal Disease Control to Chief of the Bureau of Venereal Disease Control.

#### BOARD OF EXAMINERS AND EXAMINATIONS

Examinations on the last Friday of July, October, January and April were held as usual.

At a meeting of the Department on May 12, 1942, Edwin H. Coward, M.D., Pleasantville; Patrick J. Monaghan, Newark; James J. Hagan, Jersey City; together with I. H. Shaw, V.M.D., Cecil K. Blanchard and John E. Bacon of the State Department of Health were reappointed as members of the Board of Examiners of Health Officers and Inspectors for the ensuing year. At the meeting of the Department on June 16, 1942, Samuel L. Salasin, M.D., of Atlantic City, was appointed to fill the unexpired term of Edwin H. Coward, M.D., deceased.

The Board reorganized by the election of James J. Hagan as President and John E. Bacon as Secretary.

During the year there were filed with the Department 98 applications for examination as Health Officer or as Inspector of the various classes.

Licenses were issued to those receiving a general average of 70 percent or more, as follows: Health Officer, 9; Sanitary Inspector of the First Class, 10; Sanitary Inspector of the Second Class, 5; Sanitary Inspector of the Third Class, 2; Milk Inspector, 1; Veterinary Meat Inspector, 1; Plumbing Inspector, 27.

#### ANNUAL CONFERENCE

The 32nd Annual Conference of State and Local Health Officials of New Jersey was held in the State House, Trenton, on February 6 and 7, 1942. The program of the Conference follows:

#### Morning Session, 10:30 A. M.

Health Departments and Defense.

Charles H. Schlichter, M.D., Chief of Emergency Medical Service, N. J. Defense Council.

#### Afternoon Session, 2:00 P. M.

Health Problems and Progress in 1941.

J. Lynn Mahaffey, M.D., Director of Health.

From the Local Health Officer's Viewpoint.

Dennis J. Sullivan, Chairman Executive Committee, N. J. Health Officers Association.

Combining our Efforts in Health Education.

E. R. Coffey, M.D., Assistant Surgeon-General, U. S. Public Health Service.

Discussion opened by

Ralph T. Fisher, Assistant Chief, Bureau of Administration, State Department of Health.

#### Roll Call

Industrial Health Problems.

J. Walter Hough, M.D., Medical Officer, U. S. Public Health Service, Assigned to New Jersey.

Discussion.

J. M. Carlisle, M.D., Chairman Industrial Health Committee, Medical Society of New Jersey.

C. C. Pierce, M.D., Medical Director, District No. 1, U. S. Public Health Service.

#### Evening Session, 7:45 P. M.

Motion Pictures.

A Cancer Control Program for New Jersey, based on Experiences in Other States.

L. S. Snegireff, M.D., Epidemiologist, New Jersey State Department of Health.

Discussion.

Otto R. Holters, M.D., Chairman, Cancer Control Committee, Medical Society of New Jersey.

Dental Progress for Local Health Departments.

J. M. Wisan, D.D.S., Dental Health Program, State Department of Health.

Discussion opened by

L. Van D. Chandler, Chairman Dental Committee of N. J. Public Health Officers Association.

#### Morning Session, 9:30 A. M.

Annual Meeting of the New Jersey Health Officers' Association.

President's Address.

Harold W. Hager.

Election of Officers.

Other Business.

## CEMETERIES

The Department gave consideration to the application of the Cedar Hill Memorial Park Association for reversal of the decision of the Township Committee of Hopewell Township, Cumberland County, in refusing to grant permission to the Cedar Hill Memorial Park Association for the establishment of a cemetery on Bowentown Road in the Township of Hopewell, Cumberland County. A special Committee of the Department was appointed and a hearing on the appeal was conducted in Bridgeton on November 5, 1941. There was nothing in the testimony which could establish that there were less than six unfilled cemeteries in said Township. In view of the fact that there exist six cemeteries in Hopewell Township, Cumberland County, which may be used for cemetery purposes, and by reason of the prohibition set forth in Chapter 201, P. L. 1938, against the establishment of more than five cemeteries in any municipality, the Department, on recommendation of the committee, voted that the appeal of the Cedar Hill Memorial Park Association for a reversal of the decision of the Township Committee of Hopewell Township, Cumberland County, in refusing to grant permission for the establishment by the Cedar Hill Memorial Park Association, of a cemetery on Bowentown Road in said Township, be denied.

## ANIMAL EXPERIMENTATION

During the fiscal year 1941-1942, the permit granted to the Departments of Biological Science of Rutgers University on February 24, 1939, to conduct experiments on animals in accordance with the provisions of Title 4:22-16, Article 2, Revised Statutes of New Jersey, for the purpose of promoting pharmacological research and testing pharmaceuticals, was revised to cover the New Jersey College of Pharmacy and to permit experimentation on cats.

## LEGISLATION

The following legislation of interest to health officials was enacted by the Legislature during the year 1942:

S-27, *Chap. 41, Summerill*. To change the penalties for violation of the act concerning rabies control to \$5 for first offense and from \$5 to \$50 for each subsequent offense.

S-29, *Chap. 42, Summerill*. To prohibit the use of lead, cadmium or other metallic substances in containers, pipes, taps, refrigerators, etc., utilized in connection with food or drink if contact therewith would produce a dangerous, unwholesome or deleterious compound.

S-30, *Chap. 43, Summerill*. To prohibit the use of polishes containing poisonous substances in food establishments.

S-38, *Chap. 21, Proctor*. To clarify certain provisions of the act concerning the recording of unrecorded births; permits District Court Judges, county clerks and their deputies to take affidavits of proof.

S-45, *Chap. 308, Hendrickson*. Defines water supply systems, approved potable water supplies, physical connections, double check valve installations; fixes conditions under which State Health Department permits connections between approved and unapproved water supplies.

S-52, *Chap. 103, Stanger*. To prohibit the use of mercury or any of its compounds in combination with nitric acid in the process of treating hatter's fur or animal fibers.

S-86, *Chap. 99, Farley*. To reduce from \$50 to \$10 the minimum penalty for violations of the Shellfish Act.

S-94, *Chap. 111, Proctor*. To appropriate \$1,600 to the State Department of Health for emergency clerical assistants to furnish birth certificates for persons enlisting in the armed forces or being employed in defense industries.

S-102, *Chap. 45, Hendrickson*. To permit cemeteries, in addition to the number limited by statute, to be established by societies whose membership is limited to persons of any color.

S-104, *Chap. 23, Hendrickson*. To create a State Commission of Student Service to regulate child labor in agriculture during the war.

S-216, *Chap. 224, Summerill*. To provide for committing tubercular patients who violate rules made for the prevention of the spread of that disease to hospitals either within or without the county of residence.

S-223, *Chap. 225, Summerill*. To provide a method for the correction of erroneous birth records.

S-262, *Chap. 309, Hendrickson*. To provide that State Director of Health shall be a graduate of a recognized school of medicine.

S-297, *Chap. 284, Stanger*. To amend the act regulating the production and sale of milk; regulates the marking and labeling of pasteurized milk.

S-358, *Chap. 346, Wright*. To broaden the admissibility requirements for practicing nursing.

SJR-8, *Chap. JR 7, Proctor*. To direct the Attorney-General to investigate damage done by the pollution of the Raritan and Sandy Hook Bays and their tributaries and to abate the same.

A-47, *Chap. 58, Towe*. To validate all marriage ceremonies by chairman of township committees.

A-113, *Chap. 95, Amlicke*. To provide a procedure of establishing a presumption as to the place and date of birth of persons in this State where the parentage of such person is unknown.

A-189, *Chap. 148, Brocne*. To authorize the Department of Health to purchase and distribute typhoid vaccine and immunizing biologicals in emergencies.

A-201, *Chap. 132, Meyer*. To eliminate the minimum \$5 penalty for failure to obtain a dog license.

A-294, *Chap. 243, Littell*. To permit the use of honorable discharges from the armed services in lieu of birth certificates in connection with unemployment.

A-317, *Chap. 314, Amlicke*. Clarifies the procedure under laws which charge persons as disorderly persons.

A-384, *Chap. 305, Leonard*. To permit common procurers to be tried as disorderly persons.

A-388, *Chap. 306, Howell*. To provide for the rehabilitation of persons rejected under Selective Service. Appropriates \$25,000 therefor from relief funds.

The following bills were introduced in the Legislature, but had not become laws at the time this report was submitted:

S-28, *Summerill*. To regulate the use of exterminators and insecticides.

S-70, *Hendrickson*. To add an optometrist to the State Board of Health.

S-153, *Hollinshead*. To provide for the marking of milk containers to show in which state such milk was produced.

S-209, *Hendrickson*. To permit the State Water Policy Commission, at the request of the Federal government, to divert water outside the State for the duration of the war and one year thereafter.

S-217, *Summerill*. To provide for clinic care and educational campaign to promote the prevention and cure of cancer under the State Director of Health.

S-225, *Lance*. To provide for reimbursement by municipalities for the destruction or wounding of sheep, lambs and other domestic animals and poultry by dogs.

S-251, *Proctor*. To authorize the creation of county water commissions and the acquisition of privately owned water works.

S-253, *Lance*. To regulate the purchase of milk and cream on the butterfat basis under the Director of the New Jersey Agricultural College.

S-265, *Pascoe*. To permit advisory masters to solemnize marriages.

S-278, *Hendrickson*. To create an interstate commission representing New York, Pennsylvania and New Jersey for the protection and equitable distribution of water resources of the Delaware River.

A-38, *Cavicchia*. To provide that county clerks or a deputy designated by him for that purpose may take acknowledgments of proof of unrecorded births instead of Common Pleas Judges.

A-48, *Towe*. To permit chairman of township committees to perform marriage ceremonies.

A-123, *Leonard*. To regulate the manufacture and sale of bedding and upholstery.

A-170, *Shepard*. To create a State Eugenic Commission; provides for sterilization in certain cases.

A-171, *Shepard*. Companion bill to A-170. Provides that persons committed to State institutions who would be required to be made sterile under the law if A-170 were enacted, shall remain confined until sterilized.

A-199, *McClave*. To permit the issuance of bonds by municipalities to finance the construction or acquisition of sewer or water systems.

A-281, *Leonard*. To provide a method of electing or appointing members of water commissions which operate water works owned by two or more municipalities.

A-295, *Littell* (by request). To make immunization to diphtheria mandatory for school children.

A-296, *Littell* (by request). To make immunization to smallpox mandatory for school children.

## APPROPRIATIONS

During the fiscal year ending June 30, 1942, there was appropriated through State and Federal sources to the New Jersey State Health Department the sum of \$1,079,060.02.

The State Legislature appropriated \$513,303.54 and the following sums were received from the Federal government under the Social Security and Venereal Disease Control Acts:

|                                                        |              |
|--------------------------------------------------------|--------------|
| Social Security Act, Title V (U. S. Children's Bureau) |              |
| Allotment .....                                        | \$108,790.66 |
| Balance from 1940 .....                                | 19,334.06    |
| Total .....                                            | \$128,124.72 |
| Social Security Act, Title VI (U. S. P. H. S.)         |              |
| Allotment .....                                        | \$242,000.00 |
| Balance from 1940 .....                                | 23,601.92    |
| Total .....                                            | \$265,601.92 |
| Venereal Disease Control Act (U. S. P. H. S.)          |              |
| Allotment .....                                        | \$129,600.00 |
| Balance from 1940 .....                                | 6,129.84     |
| Supplemental Allotment, 4th Quarter .....              | 36,300.00    |
| Total .....                                            | \$172,029.84 |
| Total Federal Funds .....                              | \$565,756.48 |

## DEPARTMENT OF HEALTH

In addition to the foregoing appropriations, \$78,847.85 was received from dog license fees, \$10,025.57 of which was used for rabies control.

STATEMENT OF REVENUE OF THE DEPARTMENT OF HEALTH OF THE STATE OF NEW JERSEY  
FOR THE YEAR ENDING JUNE 30, 1942

| Source                                                | Amount       |
|-------------------------------------------------------|--------------|
| Analyses of Water Samples .....                       | \$1,099.00   |
| Audiometer Rental .....                               | 216.25       |
| Laboratory Receipts .....                             | 155.65       |
| Licenses—Cold Storage .....                           | 350.00       |
| " Goat Milk .....                                     | 167.35       |
| " Ice Cream .....                                     | 6,155.00     |
| " Milk Plant .....                                    | 16,275.00    |
| " Narcotics .....                                     | 655.00       |
| " Sewage and Water Plant Operators .....              | 3,978.00     |
| Miscellaneous .....                                   | 30.80        |
| Penalties, Violations Food and Drug Laws .....        | 8,452.45     |
| Searches of Vital Certificates .....                  | 92,333.06    |
| Total Revenue Transmitted to the State Treasury ..... | \$129,867.56 |

## BUREAU OF ADMINISTRATION

STATEMENT OF EXPENDITURES OF THE DEPARTMENT OF HEALTH OF THE STATE OF NEW JERSEY  
FOR THE YEAR ENDING JUNE 30, 1942STATE FUNDS  
CENTRAL ADMINISTRATION BUREAU

|                                      | Adminis-<br>tration | Local<br>Health | Vital<br>Statistics | Food<br>and<br>Drugs | Engineer-<br>ing | Chemistry   | Bacteri-<br>ology | Totals       |
|--------------------------------------|---------------------|-----------------|---------------------|----------------------|------------------|-------------|-------------------|--------------|
| Salaries .....                       | \$26,526.53         | \$37,599.19     | \$35,703.02         | \$31,987.67          | \$48,842.51      | \$21,901.29 | \$36,521.90       | \$239,082.11 |
| Laboratory supplies .....            | .....               | .....           | .....               | 110.00               | .....            | .....       | 17,532.29         | 18,476.70    |
| Laboratory receipts .....            | .....               | .....           | .....               | .....                | .....            | .....       | 498.71            | 937.33       |
| Pneumonia serum .....                | 2,495.07            | 937.33          | .....               | .....                | .....            | .....       | .....             | 2,495.07     |
| Stationery and office supplies ..... | 374.87              | 933.71          | .....               | .....                | 1,428.84         | .....       | .....             | 2,737.42     |
| Auto maintenance .....               | .....               | 106.54          | 132.42              | 21.50                | 232.62           | 73.56       | 44.25             | 610.89       |
| Office equipment .....               | .....               | .....           | .....               | .....                | 763.44           | .....       | .....             | 763.44       |
| Engineering supplies .....           | .....               | .....           | .....               | .....                | 51.10            | .....       | .....             | 51.10        |
| Other materials and supplies .....   | 55.80               | 19.00           | 15.54               | .....                | 1,227.00         | 73.70       | 30.82             | 2,453.96     |
| New Cars .....                       | .....               | 577.67          | .....               | 999.64               | .....            | .....       | .....             | 1,804.67     |
| Biological assays .....              | .....               | .....           | .....               | .....                | .....            | .....       | .....             | 999.64       |
| Laboratory equipment .....           | 2,634.80            | 510.42          | .....               | .....                | .....            | .....       | 565.51            | 1,099.16     |
| Travel .....                         | 34.00               | 83.09           | 58.88               | 6,738.26             | 2,590.69         | 111.19      | 105.34            | 12,949.58    |
| Auto insurance .....                 | 5,535.54            | 621.03          | 2,793.81            | 517.71               | 99.27            | .....       | .....             | 216.36       |
| Printing .....                       | .....               | .....           | 750.00              | .....                | 549.51           | 32.00       | 1,529.50          | 11,579.10    |
| Binding certificates .....           | .....               | 588.00          | 708.00              | .....                | .....            | .....       | .....             | 750.00       |
| Rent—Labiating machines .....        | 67.00               | .....           | .....               | .....                | .....            | .....       | .....             | 1,296.00     |
| Rent—Garages .....                   | 3.80                | 222.50          | .....               | 244.94               | 420.00           | .....       | .....             | 709.50       |
| Court expenses .....                 | .....               | .....           | 97.47               | 6.30                 | 175.78           | .....       | .....             | 424.52       |
| Other miscellaneous expenses .....   | 813.61              | 56.78           | .....               | .....                | 83.75            | 134.27      | 1,464.69          | 2,656.87     |
| Totals .....                         | \$38,741.02         | \$51,255.26     | \$40,259.14         | \$40,626.02          | \$56,464.51      | \$24,193.57 | \$58,293.51       | \$309,833.03 |

DEPARTMENT OF HEALTH

STATE FUNDS  
APPROPRIATIONS FOR SPECIFIC PURPOSES

|                                      | Veneral Disease Control | Sanitary Shellfish Control | Ice Cream Licenses | Milk Plant Licenses | Toxicoid Distribution | Maternal and Child Health | Negro Health | Dental Health | Totals       |
|--------------------------------------|-------------------------|----------------------------|--------------------|---------------------|-----------------------|---------------------------|--------------|---------------|--------------|
| Salaries                             | \$17,191.70             | \$14,820.00                | \$2,100.00         | \$8,580.00          | \$1,620.00            | \$84,555.00               | \$6,542.66   | \$5,225.60    | \$140,634.96 |
| Lab. sup., drugs and biolog.         | 4,871.24                | 368.60                     |                    |                     | 9,490.24              | 742.36                    |              |               | 15,472.44    |
| Stationery and office supplies       | 144.70                  | 144.70                     | 71.03              | 434.29              | 100.00                | 1,153.11                  | 631.20       |               | 2,731.76     |
| Auto maintenance                     | 197.43                  | 292.49                     |                    |                     |                       |                           |              |               | 292.49       |
| Office equipment                     |                         |                            |                    |                     |                       |                           |              |               |              |
| Inspectors supplies                  |                         |                            |                    | 102.84              |                       |                           |              |               | 189.49       |
| Other materials and supplies         |                         |                            |                    |                     |                       |                           |              |               |              |
| Travel                               | 1,413.50                | 1,518.19                   | 129.95             | 1,704.23            | 149.07                | 14,915.08                 | 1,312.27     | 372.74        | 21,515.03    |
| Insurance—boat-car-plant and trailer |                         |                            |                    |                     |                       |                           |              |               |              |
| Printing                             | 290.95                  | 784.68                     | 18.03              |                     |                       |                           |              | 121.17        | 923.88       |
| Rental—laboratory-car and office     |                         | 257.95                     | 20.24              |                     | 15.84                 | 364.95                    |              |               | 949.93       |
| Court expenses                       |                         | 312.00                     | 60.00              |                     |                       |                           |              |               |              |
| Maintenance of plants                |                         | 466.11                     | 4.24               |                     |                       |                           | 480.00       |               | 852.00       |
| Maintenance of boats                 |                         | 1,957.58                   |                    |                     |                       |                           |              |               | 4.24         |
| Miscellaneous expenses               | 418.78                  |                            |                    |                     |                       |                           |              |               | 466.11       |
| Dental supplies                      |                         |                            |                    |                     |                       |                           |              |               | 1,957.58     |
| Dental health educ. mat.             |                         |                            |                    |                     |                       |                           |              |               | 613.07       |
| Trailer unit                         |                         |                            |                    |                     |                       |                           |              |               | 92.37        |
| Totals                               | \$24,383.60             | \$20,922.30                | \$2,403.49         | \$10,821.36         | \$11,375.15           | \$102,114.28              | \$8,966.13   | \$11,773.41   | \$192,750.72 |

TOTAL EXPENDITURES FROM STATE FUNDS

|                                      |                     |
|--------------------------------------|---------------------|
| Central Administration Bureaus       | \$309,833.03        |
| Appropriations for specific purposes | 192,750.72          |
| <b>Total</b>                         | <b>\$502,583.75</b> |

BUREAU OF ADMINISTRATION

STATEMENT OF EXPENDITURES OF THE DEPARTMENT OF HEALTH OF THE STATE OF NEW JERSEY FOR THE YEAR ENDING JUNE 30, 1942

FEDERAL FUNDS

| Project                                        | Salaries     | Travel      | Materials and Supplies | Total Expenditures |
|------------------------------------------------|--------------|-------------|------------------------|--------------------|
| <i>Title VI Social Security Act</i>            |              |             |                        |                    |
| Bureau of Administration                       | \$14,319.34  | \$1,173.51  | \$6,383.65             | \$21,876.50        |
| Bureau of Bacteriology                         | 22,491.46    |             | 1,454.90               | 23,946.36          |
| Bureau of Chemistry                            | 12,949.92    |             | 1,963.80               | 14,913.72          |
| Bureau of Engineering                          | 16,874.13    | 2,081.61    | 1,463.69               | 20,419.43          |
| Bureau of Food and Drugs                       | 20,433.28    | 6,099.74    | 2,486.27               | 29,019.29          |
| Bureau of Vital Statistics                     | 6,466.88     |             | 1,292.82               | 7,759.70           |
| Dental Health Program                          | 11,651.09    | 1,049.98    | 1,338.60               | 14,039.67          |
| Rural Sanitation                               | 2,690.00     | 3,784.58    | 1.62                   | 6,476.20           |
| Training of Personnel                          | 733.33       | 84.12       | 310.00                 | 1,127.45           |
| In Service Field Orientation                   | 200.00       |             | 3,193.00               | 3,393.00           |
| Bureau of Local Health Administration          | 16,700.62    | 2,742.63    | 3,312.92               | 22,756.17          |
| Negro Health Program                           | 1,175.00     | 259.01      | 70.85                  | 1,504.86           |
| Atlantic, Cape May Health District             | 1,235.00     |             | 9.70                   | 1,244.70           |
| Bergen, Passaic Health District                | 2,830.00     | 247.70      | 177.75                 | 3,255.45           |
| Burlington Health District                     | 5,649.98     | 468.64      | 706.27                 | 6,824.89           |
| Camden, Salem, Gloucester Health District      |              |             |                        |                    |
| Monmouth, Ocean Health District                | 5,280.00     | 1,147.10    | 474.56                 | 6,901.66           |
| Somerset, Hunterdon, Middlesex Health District | 2,194.68     | 313.38      | 131.83                 | 2,639.89           |
| Sussex, Warren, Morris Health District         |              |             | 285.00                 | 285.00             |
| Fort Dix Regional Health Unit                  | 4,495.00     | 987.08      | 859.93                 | 6,342.01           |
| Industrial Hygiene Unit                        | 8,996.64     | 2,230.54    | 659.03                 | 11,886.21          |
| Mosquito Project Control                       | 540.00       | 697.96      | 340.36                 | 1,578.32           |
|                                                | 450.00       | 180.00      |                        | 630.00             |
| <i>Expenditures Departmental Projects</i>      | \$158,356.35 | \$23,547.58 | \$26,916.55            | \$208,820.48       |

STATEMENT OF EXPENDITURES OF THE DEPARTMENT OF HEALTH  
OF THE STATE OF NEW JERSEY FOR THE YEAR ENDING  
JUNE 30, 1942—Continued

## FEDERAL FUNDS

| Project                                                           | Salaries     | Travel      | Materials<br>and<br>Supplies | Total<br>Expendi-<br>tures |
|-------------------------------------------------------------------|--------------|-------------|------------------------------|----------------------------|
| <i>Subsidized Local Health Units</i>                              |              |             |                              |                            |
| City of Camden .....                                              | \$2,799.00   |             | \$83.00                      | \$2,882.00                 |
| City of East Orange .....                                         | 2,700.00     | \$43.17     | 387.82                       | 3,130.99                   |
| Monmouth County Unit No. 1 .....                                  | 2,340.00     | 90.00       | 270.00                       | 2,700.00                   |
| Monmouth County Unit No. 2 .....                                  | 5,224.11     | 904.27      | 1,178.23                     | 7,306.61                   |
| City of Paterson .....                                            | 15,234.85    |             | 1,310.00                     | 16,544.85                  |
| City of Plainfield .....                                          | 1,437.50     |             | 205.00                       | 1,642.50                   |
| Union County Unit No. 1 .....                                     | 6,120.00     | 675.00      | 1,107.00                     | 7,902.00                   |
| Union County Unit No. 2 .....                                     | 3,194.76     | 341.88      | 175.67                       | 3,712.31                   |
| <i>Expenditures Local Health Units</i>                            |              |             |                              |                            |
| Units .....                                                       | \$39,050.22  | \$2,054.32  | \$4,716.72                   | \$45,821.26                |
| <i>Total Expenditures—Title VI,<br/>Social Security Act</i> ..... | \$197,406.57 | \$25,601.90 | \$31,633.27                  | \$254,641.74               |

STATEMENT OF EXPENDITURES OF THE DEPARTMENT OF HEALTH  
OF THE STATE OF NEW JERSEY FOR THE YEAR ENDING  
JUNE 30, 1942—Continued

## FEDERAL FUNDS

| Project                                                                          | Salaries    | Travel     | Materials<br>and<br>Supplies | Total<br>Expendi-<br>tures |
|----------------------------------------------------------------------------------|-------------|------------|------------------------------|----------------------------|
| <i>Venereal Disease Control Act</i>                                              |             |            |                              |                            |
| Bureau of Bacteriology .....                                                     | \$4,373.02  | \$155.82   | \$7,646.92                   | \$12,175.76                |
| Division of Venereal Disease Control .....                                       | 62,874.03   | 5,950.42   | 67,219.46                    | 136,043.91                 |
| Training of Personnel .....                                                      | 553.34      |            | 220.00                       | 773.34                     |
| In Service Field Orientation .....                                               |             |            | 75.00                        | 75.00                      |
| <i>Expenditures Venereal Disease Control Act</i> .....                           | \$67,800.39 | \$6,106.24 | \$75,161.38                  | \$149,068.01               |
| <i>Subsidized Local Health Units—<br/>Venereal Disease Control</i>               |             |            |                              |                            |
| City of Camden .....                                                             | \$2,125.96  |            | \$472.00                     | \$2,597.96                 |
| Jersey City .....                                                                | 2,640.00    |            |                              | 2,640.00                   |
| City of Newark .....                                                             | 3,236.85    |            | 639.97                       | 3,876.82                   |
| City of Paterson .....                                                           | 2,775.00    |            | 539.58                       | 3,314.58                   |
| <i>Expenditures Subsidized Local Health Units—Venereal Disease Control</i> ..... | \$10,777.81 |            | \$1,651.55                   | \$12,429.36                |
| <i>Total Expenditures—Venereal Disease Control Act</i> .....                     | \$78,578.20 | \$6,106.24 | \$76,812.93                  | \$161,497.37               |

STATEMENT OF EXPENDITURES OF THE DEPARTMENT OF HEALTH  
OF THE STATE OF NEW JERSEY FOR THE YEAR ENDING  
JUNE 30, 1942—Continued

## FEDERAL FUNDS

| Project                                                   | Salaries     | Travel      | Materials<br>and<br>Supplies | Total<br>Expendi-<br>tures |
|-----------------------------------------------------------|--------------|-------------|------------------------------|----------------------------|
| <i>Title V, Social Security Act</i>                       |              |             |                              |                            |
| <i>Total Expenditures—Maternal and Child Health</i> ..... | \$93,530.86  | \$11,223.04 | \$4,036.76                   | \$108,790.66               |
| <i>Total Federal Funds Expended.</i>                      | \$369,515.63 | \$42,931.18 | \$112,482.96                 | \$524,929.77               |

## COMBINED EXPENDITURES—STATE AND FEDERAL FUNDS

|                                                             |              |  |            |                |
|-------------------------------------------------------------|--------------|--|------------|----------------|
| <i>Salaries—</i>                                            |              |  |            |                |
| State .....                                                 |              |  |            | \$379,717.07   |
| Federal: Title VI—Social Security Act .....                 | \$197,406.57 |  |            |                |
| Venereal Disease Control Act .....                          | 78,578.20    |  |            |                |
| Title V—Social Security Act—Maternal and Child Health ..... | 93,530.86    |  | 369,515.63 |                |
|                                                             |              |  |            | \$749,232.70   |
| <i>Other Expenses—</i>                                      |              |  |            |                |
| State .....                                                 |              |  |            | \$122,875.68   |
| Federal: Title VI—Social Security Act .....                 | \$57,235.17  |  |            |                |
| Venereal Disease Control Act .....                          | 82,919.17    |  |            |                |
| Title V—Social Security Act—Maternal and Child Health ..... | 15,259.80    |  | 155,414.14 |                |
|                                                             |              |  |            | \$278,289.82   |
| <i>Total expended—State and Federal Funds</i> .....         |              |  |            | \$1,027,522.52 |

## Health Education Service

---

EDWIN C. LANIGAN, *Publicity Assistant*

---

Acting as a clearing-house for the correlation of public health education activities, the Health Education Service, reorganized in April, 1941, utilized "Public Health News," newspapers, moving pictures and radio, exhibits and a Departmental bulletin, "Office, Field and Lab," to publicize activities of the Department during the past fiscal year.

Assisted by an Editorial Advisory Board of Department employees, the Health Education Service issued "Public Health News" bi-monthly during the year. Intended primarily by Statute as the medium by which the Director shall communicate periodically with the municipal health officials, the Editorial Advisory Board has attempted to include in the publication, material informative alike to health officials, physicians, nurses, social workers and others interested in the administration of governmental public health activities. The "Public Health News" is distributed without cost to residents of New Jersey whose applications are approved by the Director of Health. Under supervision of the State Purchasing Commissioner, the contract for printing is executed by the State Use System at the Rahway Reformatory. The mailing list is approximately 6,200 copies.

### VISUAL EDUCATION

An effective means of disseminating health instruction is by use of the motion picture. The Film Library of the Health Education Service has 30 prints which are loaned to health officials, physicians' societies, dental societies, nursing groups, civic organizations and high school classes. During the year 568 showings were listed, report cards showing 88,220 persons viewed the films. The Service was able to fill requests to exhibit films at 202 schools, 232 lay health meetings, 45 professional meetings and 89 showings at agricultural or county fairs.

Twenty-two health exhibits are maintained by the Service as a part of the program to augment other educational methods. During the year, 81 exhibits were sponsored by the Service at 46 places. The displays were exhibited in store windows, clinics, baby-keep-well stations, schools, municipal buildings and conventions of New Jersey societies.

## RADIO

Weekly broadcasts, sponsored by the Department, are conducted from Station WTTM, Trenton. Other stations utilized included WCAU, Philadelphia, and WSNJ, Bridgeton, for special broadcasts. The radio stations, upon request, have accepted news material for emergency purposes.

## NEWS RELEASES

Sixty press releases were issued during the year to the 425 newspapers in the State, the articles being of an informative and promotional nature relating to aims and accomplishments of the Department. "The Journal of the Medical Society of New Jersey", "MEMO", a publication devoted to governmental activities, and the magazine of the State League of Municipalities have been generous in opening their columns to articles inspired by the Health Education Service.

"Office, Field and Lab", the Department's house organ, is a morale developer, with a limited amount of health education material and Departmental small talk.

## Report of the Bureau of Local Health Administration

For the Year Ending June 30, 1942

By WILLIAM H. MACDONALD, *Chief*

During the calendar year 1941 a total of 138,281 cases of reportable diseases were reported by local boards of health. For the year 1940, the number of reports was 72,022. The increase is largely accounted for by the fact that in 1941 there were reported 62,870 more cases of measles and German measles than in 1940.

New low records were established in 1941 in three communicable diseases—diphtheria, typhoid fever and pneumonia. The number of reported cases of diphtheria was 298; the previous low was in 1940 when 330 cases were reported. Only eight deaths from diphtheria were recorded; in 1940 there were 23 deaths from this disease.

The number of reported cases of typhoid fever was 107 with eight deaths. The case rate per 100,000 population was 2.57 and the death rate 0.19.

Pneumonia cases for 1941 totaled 4,742, the lowest number recorded since 1936. Pneumonia deaths numbered 1,781, the lowest ever recorded in this State. The corresponding death rate was 42.81 per 100,000 population, the lowest annual rate on record.

The number of reported cases of tuberculosis, 3,559, was 143 lower than the number for 1940.

For the tenth successive year no case of smallpox was reported.

Poliomyelitis, with 351 cases reported, was more prevalent than in any year since 1935. About 73% of the cases were in counties in the north-eastern part of the State, *i.e.*, Bergen, Essex, Hudson, Passaic and Union. It is interesting to note that in 1939 when 230 cases were reported, the disease was most prevalent in the southwestern part of the State, in Camden, Gloucester and Burlington counties.

Appended to this report are morbidity and mortality tables showing, for the State and for each county, the number of reported cases and deaths and other data for each reportable disease. These tables also show by months the distribution of cases by age groups and by sex. In calculating case and death rates, the United States census figures for 1940 were used. Since many



fluctuations in population have occurred due to war and industrial conditions, it was felt that the application of the usual arithmetical method of calculating estimated populations would not give reasonably reliable figures.

### RABIES

During the calendar year 1941 there occurred one case of human rabies. The patient was a child who was bitten on the upper lip by a dog on June 16, developed symptoms of rabies on July 3, and died on July 8. Antirabic treatment had not been given to the child.

The number of cases of rabies in animals reported during the year was 308 as compared to 416 cases reported during 1940. All but three of the reported cases were in dogs.

Cases of rabies in animals reported to the State Department of Health during the calendar year of 1941, by counties and by months are set forth in the following table:

NUMBER OF CASES OF RABIES IN ANIMALS REPORTED BY LOCAL BOARDS OF HEALTH, BY COUNTIES AND BY MONTHS, DURING THE YEAR 1941

| County     | Total | Jan. | Feb. | Mar. | Apr. | May | June | July | Aug. | Sept. | Oct. | Nov. | Dec. |
|------------|-------|------|------|------|------|-----|------|------|------|-------|------|------|------|
| Atlantic   | 0     | 0    | 0    | 0    | 0    | 0   | 0    | 0    | 0    | 0     | 0    | 0    | 0    |
| Bergen     | 66    | 8    | 2    | 5    | 10   | 9   | 5    | 7    | 6    | 7     | 4    | 2    | 1    |
| Burlington | 0     | 0    | 0    | 0    | 0    | 0   | 0    | 0    | 0    | 0     | 0    | 0    | 0    |
| Camden     | 1     | 0    | 0    | 0    | 0    | 0   | 0    | 0    | 0    | 0     | 0    | 0    | 0    |
| Cape May   | 0     | 0    | 0    | 0    | 0    | 0   | 0    | 0    | 0    | 0     | 0    | 0    | 1    |
| Cumberland | 0     | 0    | 0    | 0    | 0    | 0   | 0    | 0    | 0    | 0     | 0    | 0    | 0    |
| Essex      | 45    | 3    | 2    | 7    | 3    | 9   | 0    | 0    | 0    | 0     | 0    | 0    | 0    |
| Gloucester | 0     | 0    | 0    | 0    | 0    | 5   | 7    | 1    | 3    | 2     | 2    | 2    | 5    |
| Hudson     | 129   | 9    | 11   | 16   | 12   | 11  | 7    | 13   | 10   | 8     | 8    | 14   | 12   |
| Hunterdon  | 8     | 1    | 1    | 5    | 9    | 0   | 0    | 0    | 1    | 0     | 0    | 0    | 0    |
| Mercer     | 2     | 0    | 1    | 0    | 1    | 0   | 0    | 0    | 0    | 0     | 0    | 0    | 0    |
| Middlesex  | 4     | 1    | 0    | 0    | 0    | 0   | 0    | 0    | 0    | 0     | 0    | 0    | 0    |
| Monmouth   | 2     | 0    | 0    | 0    | 0    | 0   | 1    | 2    | 0    | 0     | 0    | 0    | 0    |
| Morris     | 13    | 6    | 1    | 2    | 1    | 0   | 0    | 1    | 0    | 0     | 0    | 1    | 1    |
| Ocean      | 0     | 0    | 0    | 0    | 0    | 0   | 0    | 0    | 0    | 0     | 1    | 0    | 0    |
| Passaic    | 23    | 0    | 0    | 2    | 1    | 0   | 5    | 3    | 2    | 1     | 2    | 1    | 4    |
| Salem      | 0     | 0    | 0    | 0    | 0    | 0   | 0    | 0    | 0    | 0     | 0    | 0    | 0    |
| Somerset   | 6     | 0    | 0    | 0    | 0    | 0   | 0    | 0    | 0    | 0     | 0    | 0    | 0    |
| Sussex     | 3     | 0    | 1    | 0    | 0    | 2   | 0    | 0    | 2    | 2     | 0    | 0    | 2    |
| Union      | 5     | 0    | 0    | 0    | 0    | 0   | 1    | 0    | 0    | 2     | 0    | 0    | 1    |
| Warren     | 1     | 0    | 0    | 0    | 0    | 0   | 0    | 0    | 0    | 0     | 0    | 0    | 0    |
| State      | 308   | 20   | 21   | 37   | 28   | 27  | 24   | 34   | 19   | 22    | 19   | 21   | 27   |

Annual reports from local boards of health show that during the calendar year 1941 at least 526 persons in New Jersey, to the knowledge of these boards, received antirabic inoculations following exposure to known or suspected rabies in animals. The local boards of health further reported that expenditures from local public funds during the year, in furnishing antirabic treatment to persons unable to pay, amounted to \$4,554.90. The local boards of health in New Jersey also stated that during 1941 the cases of dog bite reported to such boards numbered 15,303.

Chapter 151, Public Laws of 1941, as mentioned in last year's report, became effective November 1, 1941. This Act provided for the state-wide licensing of dogs on a local basis. Prior to November 1, 1941, plans for the administration of the Act were studied, forms for use in the work developed and regulations authorized by the statute prepared. The administration of the Act was taken over by a special unit established by the Department for the purpose, and from about March 10, 1942, all reports of cases of rabies in animals, by direction, were referred to the special unit rather than to the Bureau of Local Health Administration.

During the month of January, 1942, nineteen cases of rabies in animals were reported; four in Bergen County, twelve in Hudson County, two in Passaic County and one in Union County. In February, 1942, reports of twelve cases were received, three from Essex, eight from Hudson and one from Passaic County. From March 1 to March 10, four cases were reported from Essex County and one from Hudson County.

### INVESTIGATION OF COMMUNICABLE DISEASE OUTBREAKS

Efforts to establish the source of infection in cases of communicable diseases were continued as supplementary to the work of local boards of health in this field. Employees of the Department made such investigations of 394 cases during the year. Included in this group were cases of anthrax, chickenpox, diphtheria, dysentery, malaria, measles, German measles, meningitis, poliomyelitis, psittacosis, rabies, Rocky Mountain spotted fever, scarlet fever, septic sore throat, tetanus, trachoma, trichinosis, tuberculosis, tularemia, typhoid fever and undulant fever.

### GASTRO-ENTERITIS

Although gastro-enteritis is not a disease required by State regulation to be reported, local outbreaks are reported each year and investigation made either by a local health department or by employees in the Bureau of Local Health Administration. During the year ending June 30, 1942, seven such outbreaks came to the attention of the State Department of Health, involving at least 162 cases.

In one outbreak of 44 cases, the investigation by a local health department indicated cornbeef sandwiches as the probable cause. In another group of four cases investigated locally, potato salad, inadequately refrigerated, was probably the cause. Outbreaks investigated by employees of the Bureau included: one of 31 cases in which fish salad was suspected as the basic cause, two of about 50 cases and three cases respectively apparently were caused by Hollandaise sauce served at a dinner. Sliced roast turkey served in sandwiches was the article eaten in common by another group of 15 patients.

## ANTHRAX

Twelve cases of anthrax were reported in 1941. None of them was fatal. Five of these cases were in employees of a single industrial concern who handled hides. Three were in employees of a plant in which wool was processed. Three were employed in out-of-state plants where hides, wool or hair were handled. The other case was a farm-hand who came in contact with wool waste used as fertilizer. With a single exception, all the cases received anti-anthrax serum. Special studies in plants in New Jersey handling raw wool and in which cases of anthrax occurred among workers were undertaken by the Industrial Hygiene Unit of the Department.

## MALARIA

Thirteen cases of malaria were reported in 1941 from municipalities in nine counties. Histories of these cases obtained by representatives of the Department and local health officials indicated that in all instances infection was acquired outside of New Jersey.

## ROCKY MOUNTAIN SPOTTED FEVER

Only five cases of Rocky Mountain spotted fever, one of which was fatal, were reported in 1941. In the preceding year, 12 cases were reported. The distribution by counties of the reported cases is shown below:

|                  |   |
|------------------|---|
| Burlington ..... | 2 |
| Gloucester ..... | 1 |
| Essex .....      | 1 |
| Ocean .....      | 1 |

## TULAREMIA

One case of this disease was reported during the year 1941 in a resident of Cumberland County. Infection was evidently acquired through handling an injured rabbit.

## UNDULANT FEVER

Sixty-one cases of this disease were reported during the calendar year. None of these was fatal. As usual, histories of all reported cases were secured either by representatives in the Bureau or by local health officials. The histories show that 32 of the patients used raw milk regularly, 12 used both raw and pasteurized milk, four used pasteurized regularly and occasionally milk from some unknown source, and in one case it was not possible to ascertain what kind of milk was used by the patient. One patient claimed

that no milk of any kind was used. He, however, gave a history of having cared for a cow which aborted. In 11 cases the patient stated that only pasteurized milk was used. Four of these persons, however, were engaged in occupations in which they might have been exposed to infection, *i.e.*, dairyman, meat inspector and laboratory worker (2).

## TYPHOID CARRIERS

At the close of the fiscal year 90 persons were recorded in the files of the Department as carriers of typhoid bacilli. Two were withdrawn from the list during the year; one by death, one by removal from the State. Eleven persons were added to the list of carriers. Seven were known carriers coming from out of the state to New Jersey, two were discovered as a result of investigation of cases of typhoid fever, and two were patients who after clinical recovery from typhoid fever continued to discharge the bacilli. Again during this year, no funds were available to the Department to aid needy carriers in securing medical or surgical attention nor for the maintenance in cases in which such aid was badly needed.

## COMMUNICABLE DISEASES ON DAIRIES

Thirty-three cases of scarlet fever, two of tuberculosis and one of typhoid fever were reported on 30 premises upon which about 9,000 quarts of milk were produced daily. On all but one of these dairies, satisfactory precautionary measures for protection of the milk from infection were instituted so that it was not necessary to prohibit the sale. The exception was a small dairy from which the sale of milk was voluntarily discontinued.

## ASSISTANCE IN DIAGNOSIS

Aid in establishing a definite diagnosis in 32 suspected cases of communicable diseases was given by representatives of the Bureau to physicians, local health officials and State institutions. The suspected diseases included poliomyelitis, smallpox, typhoid fever, scarlet fever, chickenpox, German measles, septic sore throat, Rocky Mountain spotted fever and various skin affections.

## TOXOID AND VACCINE

Diphtheria toxoid (alum precipitated), diphtheria toxoid (Ramon) and smallpox vaccine were distributed as usual through stations located at strategic points about the State. Recommendations were made that two doses of toxoid (alum precipitated) and three doses of the fluid toxoid (Ramon) be used.

Reports received during the year show the toxoid distributed by the Department was administered to 39,123 children and that 30,388 persons were vaccinated against smallpox with the State's material.

NUMBER OF PERSONS REPORTED AS GIVEN FREE STATE TOXOID OR VACCINE  
DURING THE YEAR ENDING JUNE 30, 1942

| County     | Diphtheria<br>Immunizations | Smallpox<br>Vaccinations |
|------------|-----------------------------|--------------------------|
| Atlantic   | 1,402                       | 1,069                    |
| Bergen     | 2,803                       | 3,497                    |
| Burlington | 679                         | 342                      |
| Camden     | 2,988                       | 1,701                    |
| Cape May   | 164                         | 88                       |
| Cumberland | 240                         | 123                      |
| Essex      | 8,668                       | 7,335                    |
| Gloucester | 458                         | 369                      |
| Hudson     | 4,651                       | 4,706                    |
| Hunterdon  | 1,461                       | 581                      |
| Mercer     | 2,568                       | 1,771                    |
| Middlesex  | 869                         | 677                      |
| Monmouth   | 612                         | 365                      |
| Morris     | 956                         | 787                      |
| Ocean      | 139                         | 286                      |
| Passaic    | 4,533                       | 3,484                    |
| Salem      | 735                         | 337                      |
| Somerset   | 1,130                       | 703                      |
| Sussex     | 413                         | 99                       |
| Union      | 3,124                       | 1,788                    |
| Warren     | 530                         | 280                      |
| Totals     | 39,123                      | 30,388                   |

## PNEUMONIA SERUM

Distribution of antipneumococcic sera, for the treatment of patients financially unable to pay for the material, was continued through 30 stations. In spite of opinions from various sources that the use of serum in combination

with other medication would increase during the year under consideration, such was not the fact. Materials were distributed, however, which were used in treating 141 cases. Complete records of 133 cases were filed with the Department by physicians treating the cases. The number of fatalities in this group, including those treated with serum, with and without other specific treatment, was 38. The mortality was 37 percent.

PNEUMONIA CASES TREATED WITH SERUM SUPPLIED BY STATE

| Type | No. Cases | Type   | No. Cases |
|------|-----------|--------|-----------|
| I    | 27        | XIV    | 2         |
| II   | 12        | XV     | 1         |
| III  | 33        | XVII   | 1         |
| IV   | 6         | XVIII  | 4         |
| V    | 2         | XIX    | 3         |
| VI   | 5         | XX     | 2         |
| VII  | 24        | XXII   | 2         |
| VIII | 11        | XXVIII | 1         |
| IX   | 2         | XXIX   | 1         |
| XI   | 2         |        |           |

## ADVISORY PUBLIC HEALTH NURSE

The Advisory Public Health Nurse has rendered consultant service in the field of public health nursing to both official and nonofficial agencies. A considerable amount of time was spent in aiding a nonprofessional group of the State Organization of Public Health Nursing Projects Committee in promoting a Visiting Nurse Service in a large city in a highly industrial area. A file has been maintained of public health nurses seeking positions or changes in positions in this field. Assistance was given the public health nurse assigned to the Industrial Hygiene Unit in becoming familiar with other public health nursing programs in New Jersey.

The Advisory Public Health Nurse served on a state-wide committee to study the problem of providing facilities for day care for children of mothers working in defense industries and also served on a subcommittee to formulate health standards for day nurseries.

As a member of the Nursing Council for War Service, the Advisory Public Health Nurse has aided in integrating the professional and emergency nursing programs in New Jersey. Through membership on the State and District No. 3 Committees of the Red Cross Nursing Service, the Advisory Nurse has assisted in the promotional program for enlisting the interest of eligible nurses in joining the First Reserve of the National American Red Cross

Nursing Service. By doing this, such nurses make themselves available for war service.

As a member of the Advisory Committee to the nursing program of the Crippled Children's Commission, she has had opportunity for giving advice and assistance in a plan for enlarging the Consultant Orthopedic Nursing Service in the State.

A college program for a postgraduate public health nursing course has been established in New Jersey at Seton Hall College, and was approved in June by the National Organization of Public Health Nursing. Having the Advisory Nurse serving on the Advisory Committee to this course should prove beneficial.

Last fall New Jersey was host to the American Public Health Association in Atlantic City. The Advisory Nurse delivered a paper in the closed session for State Directors and Consultants in Public Health Nursing.

Following a recommendation of its Nursing Committee, the State Board of Health on October 14, 1941, adopted the following as a further policy in relation to the duties of the Advisory Nurse:

- "1. To interpret the needs of public health nursing service to the Director of Health, the State Board of Health, the Chiefs of the Bureaus, the Directors of Special Health Programs and to the community.
- "2. To participate in community planning and action in health and special welfare as well as promoting local public health nursing services both voluntary and official.
- "3. To co-operate with Divisions of the State Health Department and the State professional nursing organizations and other interested groups in efforts to promote nursing service in the State.
- "4. To suggest an educational program for the public health nurses in service in order to help them keep abreast with the new developments in this field.
- "5. To promote the employment throughout the State of qualified public health nurses under standards to be established by the State Department of Health."

In the field of civilian defense and the war effort, the Advisory Nurse has acted as the State Nurse Deputy to the Chief of the Emergency Medical Service. To meet the needs of this program, it was necessary to initiate an organization among the nurses throughout the State. This organized group was given as its first task, the bringing up to date of the national inventory of nurses as completed in March, 1941. Since this inventory did not include many of the married nurses, and many others who did not respond to the questionnaire, it was necessary to get a complete picture of the total nursing power by counties throughout the State. Under the supervision of the district, county and local deputy nurses, this has gone forward during the spring.

### CANCER

A monthly bulletin to physicians on the subject of cancer was issued during the earlier months of the year.

In co-operation with the Cancer Committee of the State Medical Society a bill was prepared providing for the reporting of cases of cancer to the State Department of Health and for an allotment of State funds by means of which very modest assistance might be rendered certain tumor clinics. The bill, however, did not become a law.

Later during the year, in January, 1942, the physician who was engaged in the Department's activities in the field of cancer was transferred to other work in connection with the Office of Civilian Defense and further efforts in relation to cancer, including the monthly bulletin, were necessarily discontinued.

### SOCIAL SECURITY ACT FUNDS

Funds allotted New Jersey through the United States Public Health Service under Title VI of the Federal Social Security Act, enabled the Department to employ and assign to the Bureau of Local Health Administration personnel in addition to personnel employed through funds appropriated by the State.

From the Federal funds also, the Department found it possible to allot some funds for the use of the local health departments in Camden, Paterson, East Orange and Plainfield. Aid was also continued toward the maintenance of the four local health units previously formed, including two in Monmouth County and two in Union County.

### AID IN VENEREAL DISEASE CONTROL

Through the efforts of district health officers, there were continued twenty-two groups of local boards of health, mostly in small communities, supporting, with aid from the State, twenty-three venereal disease treatment clinics. One hundred fifty-eight local boards of health formed these groups and contributed to the pooled funds. The amount of local funds expended by these groups during the calendar year 1941 for the support and maintenance of the venereal disease treatment services rendered in connection with these clinics was \$9,970.97.

At the district health offices in Pitman, Mt. Holly and Dover a public health nurse, paid from Security Act Funds, gave almost full time to venereal disease control activities. Cases were investigated at clinics, patients delinquent in treatment were followed up as well as contacts and rumored

sources of infection. During the year these three public health nurses made 1,213 visits to venereal disease patients delinquent in treatment and 357 visits upon persons reported as contacts or probable sources of infection. They reported 233 conferences with local health officials. Clerks in district health offices also gave assistance in record keeping at some venereal disease clinics.

#### FORT DIX REGIONAL HEALTH UNIT

To meet special health problems in the area immediately surrounding Fort Dix, the Health Unit established in 1941 was continued. More appropriate quarters were secured in Wrightstown and the Regional Office was transferred from the New Hanover Township Building at Cookstown to the new quarters on January 1, 1942. Mr. Fred L. Crocker, who had been assigned the direction of the field work of the unit, was transferred to other duties about November 1, 1941, and Dr. A. L. Chapman, an employee of the United States Public Health Service, assigned to the State Health Department for the purpose, remained as the Field Director of the unit. His appointment as local health officer, without salary, by each of the seven local boards of health in the area gave him authority to act as the health officer in each of these municipalities.

At the close of the fiscal year in addition to Dr. Chapman, the force consisted of a clerk, a public health nurse, two sanitary inspectors and a special temporary field agent engaged exclusively in mosquito control.

A system of voluntary registration at the Regional Office of all workers in food-handling establishments and tap rooms in the area was put into effect. These records kept on file at the Regional Office were available to the Bureau of Venereal Disease Control as well as to police agencies.

#### CAMP KILMER

The location of Camp Kilmer in Middlesex County created a need for special work, particularly in the field of sanitation in the section surrounding this Army post. On April 10, Mr. Max J. Colton, Assistant Public Health Engineer, was assigned to the State Health Department by the United States Public Health Service and started detailed inspection of restaurants, lunch-rooms, trailer camps and similar places in communities near the camp area. Through the courtesy of officials in Metuchen desk space was furnished him in the municipal building.

#### CAMP INSPECTION

Inspections were made of 143 summer camps for boys and girls to determine if sanitary safeguards were adequate to protect the health of the campers. To those camps which met a high standard of excellence in sanitation fixed by the Department two years ago, a certificate was issued, applying to the one season only. The number of certificates thus issued for the summer of 1941 numbered 68.

An improvement in water supplies was found, numerous camps having safeguarded old wells or constructed new ones following last year's inspection.

#### MIGRATORY LABOR

Conditions existing at certain premises in areas in which migratory laborers are employed and housed on farms still constitute a public health problem. Conferences on this subject were held with groups of potato growers and officials particularly interested in agriculture. Suggested minimum standards of facilities to be provided at places housing these laborers were distributed. Inspection was made early in 1942 at 187 farms in the potato growing area and recommendations made for improvement in basic sanitation at and about the quarters furnished migratory workers at these farms. Unfortunately it was found practical to reinspect only a very few of these premises.

Three temporary camps for migratory laborers were established in the State by the Federal Farm Security Administration. Prior to the construction of these camps, conferences were held with Federal officials regarding public health matters at these camps. Recommendations were made during the operation of the camps on public health subjects. Smallpox vaccine, typhoid bacterin and diphtheria toxoid were furnished for use at the three camps.

#### LOCAL BOARDS OF HEALTH

The appropriations and expenditures of local boards of health are made and summarized on the basis of each calendar year. Reports received from local boards of health in accord with statute are, therefore, based upon the calendar year rather than the State fiscal year. In reports of such boards received early in 1942 there are set forth certain figures showing the sums available for the use of these boards during the calendar year 1941 and the total amount expended by them for all purposes during the same twelve-month period. The total sum local boards of health reported available for their use in 1941 is \$2,749,519.33. The amount reported expended from this sum for all purposes is \$2,671,067.77. Some boards receive funds and make expenditures for hospital maintenance and a few also are expected

to pay for garbage and rubbish removal from their appropriations. The amount reported expended for hospital maintenance and garbage and ash removal in 1941, included in the total expenditures as set forth above, is \$178,779.05.

WORKS PROGRESS ADMINISTRATION PROJECTS  
COMMUNITY SANITATION

The Rural Community Sanitation Program, a Works Progress Administration Project sponsored by the Department of Health, continued to operate during the past year. As of July 1, 1941, the United States Public Health Service found it impractical to continue any financial aid in the program. After that date, the field supervision of the project was carried on by Dr. N. E. Newbury, District Health Officer, in connection with other work and assisted by other district health officers. Two field agents also were assigned work in the program.

For six and one-half years under this project privies of a standard type have been built. The construction plans and specifications were written and drawn by the State Department of Health. All units are built, delivered and erected by the Work Projects Administration with no cost to the purchaser except for materials entering into the construction. The privies are fly-tight and excepting tank units built on low ground adjacent to shellfish areas, have a leeching pit five feet deep with a capacity of 45 cubic feet. This pit is covered by a re-enforced concrete floor with a concrete riser for the seat, cast integral with the floor. All buildings are constructed of lumber.

The cost of a single unit to the purchaser varied in different parts of the State. During the year ending June 30, 1941, in Monmouth and Ocean counties the cost averaged \$22.62; in Burlington County and the southern part of Mercer, it averaged \$26.00; and in the northern and western counties the average price was \$34.25. The average cost of materials for a complete unit, throughout the State during the year 1941-42, was \$29.00. This is thirteen percent higher than last year. The increase was caused by the advance in cost of building materials.

During the fiscal year 1941-42, 4,662 units were built. The project employed an average of 227 men per month. Since the inception of this program, 31,882 units have been erected. The sum of \$832,544.77 has been expended by residents of New Jersey for materials entering into the construction of these units. Material used in the units has been purchased from over 100 lumber companies.

Twenty-one thousand, seven hundred and four units have been erected in rural sections; 6,817 in unsewered and partially sewer incorporated municipalities; 1,200 for commercial and industrial organizations; 732 for

State, county, Federal and municipal agencies; 460 in scout camps; 440 in public parks, clubs and other camps and airports; 368 in schools and 161 for religious and fraternal organizations.

Due to war conditions, many radical changes in the supervision and operation of this program have become necessary since July 1, 1941. These changes were due to lack of available labor, increase in cost of materials, priorities on many necessary materials and the lack of funds necessary to employ a full time man to direct and supervise the project as in the past. Nevertheless, the project has successfully functioned.

During the fiscal year 1941-42 all units were built in eight WPA construction plants located as strategically as possible throughout the State to serve the largest number of rural homes in all counties. The State was divided into eight zones and the construction plants were located as nearly as possible in the center of each zone. The following table shows the number of units built in each county during the year and since the project was instituted in 1936.

UNITS CONSTRUCTED IN COUNTIES IN NEW JERSEY

| <i>County</i> | <i>Project Opened</i> | <i>No. Units Built<br/>7-1-41—6-30-42</i> | <i>Total Number<br/>Units Built to<br/>6-30-42</i> |
|---------------|-----------------------|-------------------------------------------|----------------------------------------------------|
| Atlantic      | February 24, 1936     | 176                                       | 3,174                                              |
| Bergen        | July 1, 1937          | 68                                        | 505                                                |
| Burlington    | February 24, 1936     | 628                                       | 2,712                                              |
| Camden        | February 24, 1936     | 294                                       | 2,474                                              |
| Cape May      | February 24, 1936     | 3                                         | 1,172                                              |
| Cumberland    | February 24, 1936     | 432                                       | 3,528                                              |
| Gloucester    | February 24, 1936     | 361                                       | 2,101                                              |
| Hunterdon     | September 7, 1937     | 318                                       | 1,199                                              |
| Mercer        | July 1, 1936          | 248                                       | 1,604                                              |
| Middlesex     | September 7, 1937     | 6                                         | 498                                                |
| Monmouth      | February 24, 1936     | 534                                       | 2,665                                              |
| Morris        | September 7, 1937     | 208                                       | 823                                                |
| Ocean         | February 24, 1936     | 666                                       | 3,609                                              |
| Passaic       | July 1, 1937          | 138                                       | 948                                                |
| Salem         | February 24, 1936     | 301                                       | 1,299                                              |
| Somerset      | September 7, 1937     | 219                                       | 1,631                                              |
| Sussex        | July 15, 1937         | 12                                        | 370                                                |
| Union         | September 7, 1937     | 0                                         | 306                                                |
| Warren        | September 7, 1937     | 50                                        | 1,204                                              |
| Totals        |                       | 4,662                                     | 31,822                                             |

## MOSQUITO CONTROL

In July, 1941, this Department became aware there had been prepared in Washington a WPA project on a national basis for mosquito control in defense areas. This project was arranged by the United States Public Health Service and the Work Projects Administration in such a manner that a blanket project to apply in any state could be formulated in the state under the Federal project, the state project to be sponsored by the State Health Department of the particular state in question. The State WPA Administrator, however, questioned the legal right of the New Jersey State Health Department to sponsor the project in New Jersey in view of the lack of a definite law authorizing the State Health Department to perform mosquito control work on any premises.

Conferences were held with representatives of the State Work Projects Administration organization and the New Jersey Experiment Station at which time decision was reached that the state-wide blanket project could be sponsored jointly by the State Health Department and the New Jersey Experiment Station and that in the case of any work carried on in any county under this project, a separate project would be submitted sponsored jointly by the two departments above mentioned and, also, by the Mosquito Control Commission of the county in question should such a commission exist in that county. This proposal was accepted by the two departments concerned and a blanket state-wide project submitted and approved on October 15, 1941. Provision was made in the project that a supervising personnel be paid from Federal Funds.

To assist in preparing the original project and also to make necessary surveys for the preparation of unit projects, Mr. C. L. Chapman, P. A. Sanitary Engineer (R), was assigned to the State Health Department and later several other persons were assigned by the United States Public Health Service to give additional aid.

Unit projects for mosquito control submitted for approval under the State blanket project included:

1. Vicinity of military and naval posts in the southern portion of Cape May County.
2. Vicinity of Raritan Arsenal in Middlesex County. (2)
3. Area about Fort Dix in Burlington County.
4. Vicinity of Lakehurst Naval Station in Ocean County.
5. Vicinity of Delaware Ordnance Depot in Salem County.
6. Vicinity of Island Beach, military recreation center in Ocean County.

These projects as submitted, provided for a total expenditure of \$349,569.00.

Other projects were in process of preparation. Before their completion, however, the Department was notified about March 1, that, owing to reduction in budget allotments, the United States Public Health Service could no longer furnish any personnel to continue work under any of these projects, either approved or contemplated. Notification was further received that the basic principle governing Work Projects Administration mosquito control projects had been so changed that none of the unit projects submitted, but yet lacking official sanction, would be approved, and further that approved projects not yet in operation would be cancelled. The employees of the United States Public Health Service were promptly withdrawn. Two of the projects submitted had actually been placed in operation, one in the military recreation area about Island Beach in Ocean County and one about Fort Dix in Burlington County. By agreement with the State Work Projects Administration these two projects were allowed to continue until June 30, 1942, unless completed at an earlier date, provided all larvicidal work was eliminated.

As a means of providing supervision for these two projects by the State Health Department, arrangements were made with the co-operation of the Ocean County Mosquito Commission to release one of the Commission's employees, Mr. Walter O. Henderson, to the Department until June 30.

The project in the Island Beach section terminated before the end of the fiscal year after extensive new ditching, re-opening of old ditching, filling and drainage by pipe lines had been completed substantially as provided in the original project.

The Fort Dix project was still in operation at the end of the fiscal year. At that time accomplishments under the project included over 17 miles of stream clearance, 28,940 feet of new ditching, installation of 92 feet of culvert pipe, 9,200 square yards of brush clearance and 1,695 square yards of stream bank sloped.

## TUBERCULOSIS AND INDUCTION BOARDS

In the examination of young men under the Selective Military Service program, cases or suspected cases of tuberculosis were discovered and deferred from military service by the local draft boards. The records of all persons examined were forwarded by local boards to the State Selective Service Office with which arrangements were made to obtain from such records the names of men deferred because of tuberculosis or lung pathology. Such names, when obtained, were checked against the reports of cases of

tuberculosis on file in the office of the State Health Department and if a recent report of the case was not on file, the name of the person was referred to some local agency for follow up.

Later a change in policy in the examination of selectees brought such persons to Induction Boards for examination, including a chest X-ray. Through the co-operation of Selective Service Administration and the Bureau of Venereal Disease Control of the Department, employees of the Venereal Disease Bureau who were present at Induction Board quarters, obtained the names and addresses and conclusions based upon the X-ray examination, of all selectees rejected because of tuberculosis or suspicion thereof. These names were checked against files of reports of cases of tuberculosis at the State Health Department office and if any such person had not been recently reported as a case of tuberculosis, the information available was referred to a local agency with the object of having the person further examined, preferably by or on the advice of his family physician. The local agency to which the information was sent varied in accord with local available facilities for follow up. To date the results of this special work on persons examined by the Induction Boards can be summarized as follows:

DATA REGARDING SELECTEES DEFERRED BY INDUCTION BOARDS IN NEW JERSEY  
BECAUSE OF EVIDENCE SUGGESTIVE OF TUBERCULOSIS

|                                                                             |       |
|-----------------------------------------------------------------------------|-------|
| Total number persons so recorded at office of State Health Department ..... | 1,259 |
| I. No. previously reported officially as cases of Tuberculosis .....        | 176   |
| II. No. others later examined and found to show evidence of infection..     | 383   |
| (a) Found healed or arrested .....                                          | 116   |
| (b) Found to have active Tuberculosis .....                                 | 167   |
| (1) Later officially reported .....                                         | 130   |
| (2) Treated out of New Jersey .....                                         | 4     |
| (3) Official report pending .....                                           | 33    |
| III. No. later examined and declared non-tuberculous .....                  | 121   |
| IV. No. resident of another state .....                                     | 91    |
| V. No. in which follow-up investigation incomplete as of June 30, 1942..    | 588   |
|                                                                             | 1,259 |

PRIVATE AND SEMI-PUBLIC WATER SUPPLIES

Samples of water from private and semi-public supplies which are tested in the laboratory of the Department are reported upon and followed up by this Bureau. Such samples, collected by local health officials and employees of the Bureau, numbered 931 for the year. Of this total, 531 or 57% met

the standard of safety for public supplies. Ten percent or 94 supplies were of doubtful quality and 306 or 33 percent were unsafe.

In the case of unsafe supplies, local boards of health were asked to report what steps had been taken to prevent the use of the water for drinking purposes. Replies from 72 percent indicated that the supplies were either abandoned or made safe or the water treated to make it harmless before use.

SPECIAL SURVEYS

A premises sanitary survey was made in the Shell Pile and Bivalve Sections of Commercial Township in Cumberland County and in part of the Village of Port Norris. In this survey, numerous violations of Regulations 3 and 4, Chapter I of the State Sanitary Code were found and brought to the attention of the local Board of Health for adjustment.

House-to-house sanitary surveys were also made of several communities in Burlington County followed by reinspection of the conditions found in the survey and in violation of local health ordinances or State regulations. A similar survey and program was carried out in one village in Ocean County. An inspection of means of disposal of sewage from a group of premises in Chatham Township, Morris County, was made in company with representatives of the Bureau of Engineering. Inspection of a group of farm premises in the southern section of the State was made in company with a Federal agency and recommendations made for improvement in sanitation.

TRAINING

Special courses in public health open to employees of health departments and to others who had good reasons for wishing to enroll were held by Rutgers University co-operating with the Department. Such training included summer courses of 144 clock hours, held two days a week for six weeks and extending over two summers, and winter courses held Wednesday evening and Saturday afternoon during two terms of ten weeks each.

Summer courses were attended by 35 students of whom 15 completed the curriculum this year and received a certificate from the University. Winter courses were attended by 92 persons of whom 2 completed four courses, 8 three courses, 18 two courses and 59 one course each. The summer courses comprised a required set of studies giving well-rounded training for health officers of small communities, sanitary inspectors and other employees of health departments. The winter courses were mainly advanced studies on such subjects as bacteriology, water supplies and sewage disposal, parasitology, medical entomology, methods and materials for public health



education, management of public health laboratories, food and drug inspection, sanitation, disease control methods and nutrition.

These training courses were supported in part by funds supplied under the Security Act.

## OTHER WORK

Services rendered and work performed by the Bureau during the year included many other activities than are specifically mentioned above. Some of these may be summarized as follows:

|                                                                                                                                  |       |
|----------------------------------------------------------------------------------------------------------------------------------|-------|
| Conferences with local health officials on questions pertaining to public health....                                             | 5,463 |
| Conferences with persons other than local health officials .....                                                                 | 8,486 |
| Meetings of local boards of health attended .....                                                                                | 112   |
| Attendance at other public meetings .....                                                                                        | 384   |
| Lectures given in summer courses for health officials .....                                                                      | 58    |
| Lectures given in special courses for health officials .....                                                                     | 16    |
| Other talks or lectures given or papers read .....                                                                               | 113   |
| Persons given Schick tests or aid rendered in such tests .....                                                                   | 130   |
| Persons given immunizing treatments or aid given in such treatments .....                                                        | 265   |
| Water samples collected (public places and private supplies) .....                                                               | 553   |
| Specimens collected from humans either by employees of the Bureau or with their aid to be examined for pathogenic bacteria ..... | 57    |
| Other specimens and samples collected for laboratory examination .....                                                           | 203   |
| Specimens collected from rural food-vending places .....                                                                         | 1,325 |
| Re-inspections of rural food-vending places .....                                                                                | 3,331 |

## REPORTED CASES OF CHICKENPOX IN NEW JERSEY

For the Calendar Year 1941 by Age Groups and Months

| AGE GROUPS              | Total | NUMBER OF CASES |      |      |      |      |      |      |      |       |      |      |      |
|-------------------------|-------|-----------------|------|------|------|------|------|------|------|-------|------|------|------|
|                         |       | Jan.            | Feb. | Mar. | Apr. | May  | June | July | Aug. | Sept. | Oct. | Nov. | Dec. |
| Under 1 year .....      | 415   | 90              | 55   | 63   | 53   | 43   | 30   | 15   | 2    | 4     | 7    | 15   | 38   |
| 1 year .....            | 679   | 107             | 79   | 109  | 92   | 68   | 60   | 31   | 11   | 9     | 15   | 30   | 95   |
| 2 years .....           | 861   | 154             | 106  | 164  | 131  | 95   | 97   | 34   | 7    | 6     | 25   | 40   | 90   |
| 3 years .....           | 1137  | 204             | 132  | 223  | 161  | 120  | 91   | 32   | 9    | 6     | 25   | 45   | 109  |
| 4 years .....           | 1804  | 223             | 178  | 211  | 158  | 138  | 99   | 46   | 8    | 10    | 40   | 68   | 133  |
| Under 5 years .....     | 4536  | 808             | 552  | 770  | 595  | 462  | 377  | 152  | 37   | 35    | 115  | 198  | 435  |
| 5 to 9 years .....      | 11185 | 1710            | 1222 | 1686 | 1310 | 1079 | 762  | 174  | 21   | 64    | 401  | 684  | 1172 |
| 10 to 14 years .....    | 1748  | 307             | 242  | 332  | 214  | 170  | 114  | 22   | 3    | 8     | 65   | 82   | 189  |
| 15 to 19 years .....    | 225   | 43              | 29   | 46   | 38   | 15   | 13   | 4    | 1    | 1     | 4    | 3    | 19   |
| 20 to 24 years .....    | 67    | 12              | 8    | 14   | 11   | 7    | 4    | 1    | 1    | 1     | 7    | 9    | 19   |
| 25 to 34 years .....    | 97    | 11              | 10   | 12   | 16   | 18   | 7    | 3    | 1    | 1     | 4    | 3    | 11   |
| 35 to 44 years .....    | 43    | 3               | 3    | 7    | 5    | 5    | 0    | 0    | 0    | 0     | 1    | 5    | 4    |
| 45 to 54 years .....    | 16    | 3               | 3    | 3    | 3    | 0    | 0    | 0    | 0    | 0     | 0    | 1    | 3    |
| 55 to 64 years .....    | 5     | 1               | 0    | 2    | 0    | 0    | 0    | 0    | 0    | 0     | 0    | 0    | 2    |
| 65 years and over ..... | 0     | 0               | 0    | 1    | 1    | 1    | 0    | 0    | 0    | 0     | 0    | 0    | 1    |
| Age not stated .....    | 0     | 0               | 0    | 1    | 1    | 0    | 0    | 0    | 0    | 0     | 0    | 0    | 0    |
| Total .....             | 17927 | 2898            | 2573 | 3173 | 2295 | 1757 | 1282 | 356  | 63   | 110   | 597  | 985  | 1538 |

## REPORTED CASES AND DEATHS FROM CHICKENPOX IN NEW JERSEY

For the Calendar Year 1941 by Age Groups and Sex

| AGE GROUPS              | Male  |        | Female |        | Total |        |
|-------------------------|-------|--------|--------|--------|-------|--------|
|                         | Cases | Deaths | Cases  | Deaths | Cases | Deaths |
| Under 1 year .....      | 199   | 1      | 218    | 0      | 415   | 1      |
| 1 year .....            | 313   | 1      | 361    | 0      | 679   | 0      |
| 2 years .....           | 492   | 0      | 488    | 0      | 981   | 0      |
| 3 years .....           | 598   | 0      | 589    | 0      | 1187  | 0      |
| 4 years .....           | 685   | 0      | 619    | 0      | 1304  | 0      |
| Under 5 years .....     | 2263  | 1      | 2273   | 0      | 4536  | 1      |
| 5 to 9 years .....      | 5739  | 0      | 5446   | 1      | 11185 | 1      |
| 10 to 14 years .....    | 904   | 0      | 844    | 0      | 1748  | 0      |
| 15 to 19 years .....    | 134   | 0      | 91     | 0      | 225   | 0      |
| 20 to 24 years .....    | 26    | 0      | 41     | 0      | 67    | 0      |
| 25 to 34 years .....    | 50    | 0      | 47     | 0      | 97    | 0      |
| 35 to 44 years .....    | 27    | 0      | 16     | 0      | 43    | 0      |
| 45 to 54 years .....    | 10    | 0      | 6      | 0      | 16    | 0      |
| 55 to 64 years .....    | 2     | 0      | 3      | 0      | 5     | 0      |
| 65 years and over ..... | 2     | 0      | 3      | 1      | 5     | 1      |
| Age not stated .....    | 0     | 0      | 0      | 0      | 0     | 0      |
| Total .....             | 9157  | 1      | 8770   | 2      | 17927 | 3      |

## REPORTED CASES OF DIPHTHERIA IN NEW JERSEY

For the Calendar Year 1941 by Age Groups and Months

| AGE GROUPS              | Total | NUMBER OF CASES |      |      |      |     |      |      |      |       |      |      |      |
|-------------------------|-------|-----------------|------|------|------|-----|------|------|------|-------|------|------|------|
|                         |       | Jan.            | Feb. | Mar. | Apr. | May | June | July | Aug. | Sept. | Oct. | Nov. | Dec. |
| Under 1 year .....      | 7     | 1               | 0    | 3    | 0    | 1   | 0    | 1    | 0    | 0     | 0    | 0    | 0    |
| 1 year .....            | 12    | 1               | 3    | 2    | 3    | 0   | 1    | 0    | 0    | 0     | 1    | 0    | 1    |
| 2 years .....           | 15    | 2               | 5    | 0    | 1    | 0   | 0    | 0    | 0    | 0     | 4    | 1    | 2    |
| 3 years .....           | 19    | 3               | 3    | 4    | 3    | 1   | 1    | 1    | 0    | 0     | 2    | 1    | 1    |
| 4 years .....           | 24    | 7               | 2    | 2    | 0    | 1   | 1    | 1    | 1    | 1     | 3    | 3    | 2    |
| Under 5 years .....     | 77    | 14              | 13   | 11   | 7    | 3   | 3    | 3    | 1    | 1     | 8    | 6    | 7    |
| 5 to 9 years .....      | 113   | 24              | 16   | 11   | 5    | 14  | 5    | 3    | 3    | 6     | 8    | 7    | 11   |
| 10 to 14 years .....    | 48    | 16              | 10   | 4    | 4    | 0   | 4    | 0    | 1    | 0     | 3    | 2    | 4    |
| 15 to 19 years .....    | 28    | 8               | 4    | 3    | 1    | 2   | 4    | 1    | 2    | 0     | 0    | 1    | 2    |
| 20 to 24 years .....    | 10    | 1               | 0    | 1    | 1    | 1   | 2    | 2    | 0    | 0     | 1    | 0    | 1    |
| 25 to 34 years .....    | 12    | 2               | 2    | 2    | 1    | 2   | 0    | 0    | 0    | 0     | 0    | 0    | 3    |
| 35 to 44 years .....    | 5     | 1               | 1    | 0    | 1    | 1   | 0    | 0    | 0    | 0     | 1    | 0    | 0    |
| 45 to 54 years .....    | 3     | 0               | 1    | 0    | 0    | 0   | 0    | 0    | 0    | 0     | 0    | 0    | 0    |
| 55 to 64 years .....    | 1     | 0               | 0    | 0    | 1    | 0   | 0    | 0    | 0    | 0     | 0    | 1    | 0    |
| 65 years and over ..... | 0     | 0               | 0    | 0    | 0    | 0   | 0    | 0    | 0    | 0     | 0    | 0    | 0    |
| Age not stated .....    | 1     | 0               | 0    | 0    | 0    | 0   | 0    | 0    | 0    | 1     | 0    | 0    | 0    |
| Total .....             | 298   | 66              | 47   | 33   | 21   | 23  | 18   | 9    | 7    | 8     | 21   | 17   | 28   |

## REPORTED CASES AND DEATHS FROM DIPHTHERIA IN NEW JERSEY

For the Calendar Year 1941 by Age Groups and Sex

| AGE GROUPS              | Male  |        | Female |        | Total |        |
|-------------------------|-------|--------|--------|--------|-------|--------|
|                         | Cases | Deaths | Cases  | Deaths | Cases | Deaths |
| Under 1 year .....      | 3     | 0      | 4      | 0      | 7     | 0      |
| 1 year .....            | 8     | 0      | 4      | 0      | 12    | 0      |
| 2 years .....           | 8     | 0      | 8      | 0      | 15    | 0      |
| 3 years .....           | 11    | 0      | 8      | 0      | 19    | 0      |
| 4 years .....           | 12    | 0      | 12     | 0      | 24    | 0      |
| Under 5 years .....     | 11    | 1      | 36     | 0      | 77    | 1      |
| 5 to 9 years .....      | 53    | 3      | 35     | 2      | 113   | 5      |
| 10 to 14 years .....    | 28    | 0      | 20     | 0      | 48    | 0      |
| 15 to 19 years .....    | 18    | 0      | 10     | 0      | 28    | 0      |
| 20 to 24 years .....    | 5     | 0      | 5      | 0      | 10    | 0      |
| 25 to 34 years .....    | 3     | 0      | 7      | 0      | 12    | 0      |
| 35 to 44 years .....    | 2     | 1      | 1      | 0      | 3     | 1      |
| 45 to 54 years .....    | 0     | 0      | 1      | 0      | 1     | 0      |
| 55 to 64 years .....    | 0     | 1      | 0      | 0      | 1     | 0      |
| 65 years and over ..... | 1     | 0      | 0      | 0      | 1     | 0      |
| Age not stated .....    | 0     | 0      | 0      | 0      | 0     | 0      |
| Total .....             | 158   | 6      | 140    | 2      | 298   | 8      |

## REPORTED CASES OF DYSENTERY IN NEW JERSEY

For the Calendar Year 1941 by Age Groups and Months

| AGE GROUPS        | NUMBER OF CASES |      |      |      |      |     |      |      |      |       |      |      |      |
|-------------------|-----------------|------|------|------|------|-----|------|------|------|-------|------|------|------|
|                   | Total           | Jan. | Feb. | Mar. | Apr. | May | June | July | Aug. | Sept. | Oct. | Nov. | Dec. |
| Under 1 year      | 2               | 0    | 0    | 0    | 0    | 0   | 0    | 0    | 0    | 1     | 1    | 0    | 0    |
| 1 year            | 0               | 0    | 0    | 0    | 0    | 0   | 0    | 0    | 0    | 1     | 0    | 1    | 0    |
| 2 years           | 0               | 0    | 0    | 0    | 0    | 0   | 0    | 0    | 0    | 0     | 0    | 0    | 0    |
| 3 years           | 0               | 0    | 0    | 0    | 0    | 0   | 0    | 0    | 0    | 0     | 0    | 0    | 0    |
| 4 years           | 0               | 0    | 0    | 0    | 0    | 0   | 0    | 0    | 0    | 0     | 0    | 0    | 0    |
| Under 5 years     | 4               | 0    | 0    | 0    | 0    | 0   | 0    | 0    | 1    | 1     | 2    | 0    | 0    |
| 5 to 9 years      | 5               | 2    | 0    | 0    | 0    | 0   | 0    | 0    | 1    | 2     | 0    | 0    | 0    |
| 10 to 14 years    | 4               | 1    | 0    | 0    | 0    | 0   | 0    | 0    | 0    | 2     | 1    | 0    | 0    |
| 15 to 19 years    | 0               | 0    | 0    | 0    | 0    | 0   | 0    | 0    | 0    | 0     | 0    | 0    | 0    |
| 20 to 24 years    | 3               | 1    | 0    | 0    | 0    | 0   | 0    | 0    | 1    | 0     | 0    | 0    | 1    |
| 25 to 34 years    | 2               | 0    | 0    | 0    | 0    | 0   | 1    | 1    | 0    | 0     | 0    | 0    | 0    |
| 35 to 44 years    | 5               | 2    | 0    | 0    | 0    | 0   | 1    | 0    | 1    | 0     | 0    | 1    | 2    |
| 45 to 54 years    | 5               | 2    | 0    | 0    | 1    | 0   | 1    | 0    | 0    | 0     | 0    | 1    | 1    |
| 55 to 64 years    | 3               | 1    | 1    | 0    | 0    | 0   | 0    | 0    | 0    | 0     | 1    | 0    | 0    |
| 65 years and over | 3               | 1    | 0    | 0    | 0    | 1   | 0    | 0    | 0    | 0     | 0    | 0    | 0    |
| Age not stated    | 1               | 1    | 0    | 0    | 0    | 0   | 0    | 0    | 0    | 0     | 0    | 0    | 0    |
| Total             | 84              | 11   | 1    | 0    | 0    | 2   | 1    | 2    | 2    | 3     | 5    | 4    | 3    |

## REPORTED CASES AND DEATHS FROM DYSENTERY IN NEW JERSEY

For the Calendar Year 1941 by Age Groups and Sex

| AGE GROUPS        | Male  |        | Female |        | Total |        |
|-------------------|-------|--------|--------|--------|-------|--------|
|                   | Cases | Deaths | Cases  | Deaths | Cases | Deaths |
| Under 1 year      | 0     | 1      | 2      | 3      | 2     | 4      |
| 1 year            | 0     | 0      | 2      | 0      | 2     | 0      |
| 2 years           | 0     | 0      | 0      | 0      | 0     | 0      |
| 3 years           | 0     | 0      | 0      | 0      | 0     | 0      |
| 4 years           | 0     | 0      | 0      | 0      | 0     | 0      |
| Under 5 years     | 0     | 1      | 4      | 3      | 4     | 4      |
| 5 to 9 years      | 4     | 1      | 1      | 0      | 5     | 1      |
| 10 to 14 years    | 2     | 0      | 2      | 0      | 4     | 0      |
| 15 to 19 years    | 0     | 0      | 0      | 0      | 0     | 0      |
| 20 to 24 years    | 1     | 0      | 2      | 0      | 3     | 0      |
| 25 to 34 years    | 0     | 0      | 2      | 1      | 2     | 1      |
| 35 to 44 years    | 3     | 0      | 2      | 0      | 5     | 0      |
| 45 to 54 years    | 3     | 2      | 2      | 0      | 5     | 2      |
| 55 to 64 years    | 2     | 1      | 0      | 1      | 3     | 2      |
| 65 years and over | 1     | 0      | 1      | 1      | 2     | 1      |
| Age not stated    | 0     | 0      | 1      | 0      | 1     | 0      |
| Total             | 17    | 5      | 17     | 6      | 34    | 11     |

## REPORTED CASES OF LETHARGIC ENCEPHALITIS IN NEW JERSEY

For the Calendar Year 1941 by Age Groups and Months

| AGE GROUPS        | NUMBER OF CASES |      |      |      |      |     |      |      |      |       |      |      |      |
|-------------------|-----------------|------|------|------|------|-----|------|------|------|-------|------|------|------|
|                   | Total           | Jan. | Feb. | Mar. | Apr. | May | June | July | Aug. | Sept. | Oct. | Nov. | Dec. |
| Under 1 year      | 0               | 0    | 0    | 0    | 0    | 0   | 0    | 0    | 0    | 0     | 0    | 0    | 0    |
| 1 year            | 1               | 0    | 0    | 1    | 0    | 0   | 0    | 0    | 0    | 0     | 0    | 0    | 0    |
| 2 years           | 0               | 0    | 0    | 0    | 0    | 0   | 0    | 0    | 0    | 0     | 0    | 0    | 0    |
| 3 years           | 0               | 0    | 0    | 0    | 0    | 0   | 0    | 0    | 0    | 0     | 0    | 0    | 0    |
| 4 years           | 0               | 0    | 0    | 0    | 0    | 0   | 0    | 0    | 0    | 0     | 0    | 0    | 0    |
| Under 5 years     | 1               | 0    | 0    | 1    | 0    | 0   | 0    | 0    | 0    | 0     | 0    | 0    | 0    |
| 5 to 9 years      | 2               | 0    | 0    | 0    | 0    | 0   | 0    | 1    | 0    | 1     | 0    | 0    | 0    |
| 10 to 14 years    | 3               | 0    | 0    | 0    | 0    | 0   | 0    | 0    | 0    | 2     | 1    | 0    | 0    |
| 15 to 19 years    | 1               | 0    | 0    | 0    | 0    | 0   | 0    | 0    | 0    | 1     | 0    | 0    | 0    |
| 20 to 24 years    | 0               | 0    | 0    | 0    | 0    | 0   | 0    | 0    | 0    | 0     | 0    | 0    | 0    |
| 25 to 34 years    | 1               | 0    | 0    | 0    | 0    | 0   | 0    | 0    | 0    | 0     | 0    | 0    | 0    |
| 35 to 44 years    | 1               | 0    | 0    | 1    | 0    | 0   | 0    | 0    | 0    | 0     | 0    | 0    | 0    |
| 45 to 54 years    | 1               | 1    | 0    | 0    | 0    | 0   | 0    | 0    | 0    | 0     | 0    | 0    | 0    |
| 55 to 64 years    | 3               | 0    | 0    | 1    | 0    | 1   | 0    | 0    | 0    | 0     | 1    | 0    | 0    |
| 65 years and over | 0               | 0    | 0    | 0    | 0    | 0   | 0    | 0    | 0    | 0     | 0    | 0    | 0    |
| Age not stated    | 0               | 0    | 0    | 0    | 0    | 0   | 0    | 0    | 0    | 0     | 0    | 0    | 0    |
| Total             | 13              | 1    | 0    | 3    | 0    | 1   | 1    | 1    | 0    | 1     | 3    | 2    | 0    |

## REPORTED CASES AND DEATHS FROM LETHARGIC ENCEPHALITIS IN NEW JERSEY

For the Calendar Year 1941 by Age Groups and Sex

| AGE GROUPS        | Male  |        | Female |        | Total |        |
|-------------------|-------|--------|--------|--------|-------|--------|
|                   | Cases | Deaths | Cases  | Deaths | Cases | Deaths |
| Under 1 year      | 0     | 0      | 0      | 0      | 0     | 0      |
| 1 year            | 0     | 0      | 0      | 0      | 0     | 0      |
| 2 years           | 0     | 0      | 0      | 0      | 0     | 0      |
| 3 years           | 0     | 0      | 0      | 0      | 0     | 0      |
| 4 years           | 0     | 0      | 0      | 0      | 0     | 0      |
| Under 5 years     | 1     | 0      | 0      | 0      | 1     | 0      |
| 5 to 9 years      | 1     | 0      | 1      | 1      | 2     | 1      |
| 10 to 14 years    | 0     | 0      | 3      | 0      | 3     | 0      |
| 15 to 19 years    | 1     | 0      | 0      | 0      | 1     | 0      |
| 20 to 24 years    | 0     | 0      | 0      | 0      | 0     | 0      |
| 25 to 34 years    | 1     | 2      | 0      | 0      | 1     | 2      |
| 35 to 44 years    | 0     | 3      | 1      | 0      | 1     | 3      |
| 45 to 54 years    | 1     | 1      | 0      | 2      | 1     | 3      |
| 55 to 64 years    | 1     | 2      | 2      | 1      | 3     | 3      |
| 65 years and over | 0     | 4      | 0      | 2      | 0     | 6      |
| Age not stated    | 0     | 0      | 0      | 0      | 0     | 0      |
| Total             | 6     | 12     | 7      | 6      | 13    | 18     |

## REPORTED CASES OF INFLUENZA IN NEW JERSEY

For the Calendar Year 1941 by Age Groups and Months

| AGE GROUPS        | NUMBER OF CASES |      |      |      |      |     |      |      |      |       |      |      |      |
|-------------------|-----------------|------|------|------|------|-----|------|------|------|-------|------|------|------|
|                   | Total           | Jan. | Feb. | Mar. | Apr. | May | June | July | Aug. | Sept. | Oct. | Nov. | Dec. |
| Under 1 year      | 30              | 16   | 6    | 3    | 2    | 0   | 1    | 1    | 1    | 0     | 0    | 0    | 0    |
| 1 year            | 49              | 20   | 15   | 3    | 1    | 1   | 0    | 0    | 0    | 1     | 1    | 1    | 2    |
| 2 years           | 77              | 47   | 23   | 3    | 0    | 0   | 0    | 0    | 1    | 0     | 0    | 2    | 1    |
| 3 years           | 63              | 33   | 23   | 2    | 2    | 0   | 0    | 0    | 0    | 1     | 2    | 0    | 0    |
| 4 years           | 67              | 35   | 22   | 2    | 1    | 0   | 1    | 0    | 0    | 0     | 0    | 3    | 0    |
| Under 5 years     | 286             | 154  | 92   | 13   | 6    | 1   | 3    | 1    | 2    | 1     | 2    | 8    | 3    |
| 5 to 9 years      | 275             | 133  | 115  | 4    | 4    | 1   | 3    | 0    | 1    | 0     | 6    | 1    | 4    |
| 10 to 14 years    | 296             | 178  | 94   | 6    | 4    | 0   | 0    | 0    | 2    | 0     | 5    | 3    | 4    |
| 15 to 19 years    | 377             | 242  | 110  | 10   | 2    | 2   | 1    | 0    | 1    | 2     | 3    | 2    | 2    |
| 20 to 24 years    | 424             | 262  | 116  | 21   | 10   | 1   | 1    | 0    | 0    | 3     | 3    | 5    | 5    |
| 25 to 34 years    | 755             | 424  | 280  | 38   | 15   | 3   | 2    | 1    | 1    | 2     | 5    | 7    | 9    |
| 35 to 44 years    | 821             | 430  | 317  | 28   | 20   | 6   | 0    | 0    | 1    | 2     | 2    | 5    | 10   |
| 45 to 54 years    | 839             | 385  | 395  | 26   | 8    | 1   | 0    | 1    | 0    | 1     | 2    | 4    | 10   |
| 55 to 64 years    | 421             | 223  | 162  | 15   | 7    | 2   | 0    | 1    | 1    | 0     | 1    | 3    | 4    |
| 65 years and over | 369             | 186  | 159  | 6    | 3    | 4   | 1    | 1    | 0    | 1     | 0    | 1    | 7    |
| Age not stated    | 83              | 77   | 5    | 1    | 0    | 0   | 0    | 0    | 0    | 0     | 0    | 0    | 0    |
| Total             | 4976            | 2699 | 1851 | 166  | 79   | 21  | 11   | 5    | 9    | 12    | 29   | 36   | 58   |

## REPORTED CASES AND DEATHS FROM INFLUENZA IN NEW JERSEY

For the Calendar Year 1941 by Age Groups and Sex

| AGE GROUPS        | Male  |        | Female |        | Total |        |
|-------------------|-------|--------|--------|--------|-------|--------|
|                   | Cases | Deaths | Cases  | Deaths | Cases | Deaths |
| Under 1 year      | 17    | 10     | 13     | 5      | 30    | 15     |
| 1 year            | 37    | 2      | 21     | 6      | 49    | 9      |
| 2 years           | 37    | 2      | 40     | 0      | 77    | 2      |
| 3 years           | 33    | 1      | 30     | 1      | 63    | 2      |
| 4 years           | 36    | 0      | 31     | 0      | 67    | 0      |
| Under 5 years     | 151   | 16     | 135    | 12     | 286   | 28     |
| 5 to 9 years      | 164   | 1      | 111    | 0      | 275   | 1      |
| 10 to 14 years    | 182   | 1      | 114    | 2      | 296   | 3      |
| 15 to 19 years    | 214   | 0      | 163    | 5      | 377   | 5      |
| 20 to 24 years    | 225   | 0      | 199    | 1      | 424   | 1      |
| 25 to 34 years    | 404   | 7      | 351    | 2      | 755   | 9      |
| 35 to 44 years    | 419   | 9      | 402    | 10     | 821   | 19     |
| 45 to 54 years    | 470   | 13     | 369    | 11     | 839   | 24     |
| 55 to 64 years    | 121   | 16     | 230    | 11     | 351   | 27     |
| 65 years and over | 161   | 53     | 208    | 50     | 369   | 103    |
| Age not stated    | 43    | 0      | 40     | 0      | 83    | 0      |
| Total             | 2624  | 117    | 2332   | 107    | 4976  | 224    |



DEPARTMENT OF HEALTH

REPORTED CASES OF MUMPS IN NEW JERSEY

For the Calendar Year 1941 by Age Groups and Months

Table with columns: AGE GROUPS, NUMBER OF CASES, and months (Jan-Dec). Total cases: 10834.

REPORTED CASES AND DEATHS FROM MUMPS IN NEW JERSEY

For the Calendar Year 1941 by Age Groups and Sex

Table with columns: AGE GROUPS, Male Cases/Deaths, Female Cases/Deaths, Total Cases/Deaths. Total cases: 10834.

REPORTED CASES OF PNEUMONIA IN NEW JERSEY

For the Calendar Year 1941 by Age Groups and Months

Table with columns: AGE GROUPS, NUMBER OF CASES, and months (Jan-Dec). Total cases: 4742.

LOCAL HEALTH ADMINISTRATION

REPORTED CASES AND DEATHS FROM PNEUMONIA IN NEW JERSEY

For the Calendar Year 1941 by Age Groups and Sex

Table with columns: AGE GROUPS, Male Cases/Deaths, Female Cases/Deaths, Total Cases/Deaths. Total cases: 2774.

REPORTED CASES OF ACUTE ANTERIOR POLIOMYELITIS IN NEW JERSEY

For the Calendar Year 1941 by Age Groups and Months

Table with columns: AGE GROUPS, NUMBER OF CASES, and months (Jan-Dec). Total cases: 351.

REPORTED CASES AND DEATHS FROM ACUTE ANTERIOR POLIOMYELITIS IN NEW JERSEY

For the Calendar Year 1941 by Age Groups and Sex

Table with columns: AGE GROUPS, Male Cases/Deaths, Female Cases/Deaths, Total Cases/Deaths. Total cases: 218.

REPORTED CASES OF SCARLET FEVER IN NEW JERSEY

For the Calendar Year 1941 by Age Groups and Months

Table with columns: AGE GROUPS, Total, Jan., Feb., Mar., Apr., May, June, July, Aug., Sept., Oct., Nov., Dec. Rows include age groups from Under 1 year to 65 years and over, and Age not stated.

REPORTED CASES AND DEATHS FROM SCARLET FEVER IN NEW JERSEY

For the Calendar Year 1941 by Age Groups and Sex

Table with columns: AGE GROUPS, Male (Cases, Deaths), Female (Cases, Deaths), Total (Cases, Deaths). Rows include age groups from Under 1 year to 65 years and over, and Age not stated.

REPORTED CASES OF TRICHINOSIS IN NEW JERSEY

For the Calendar Year 1941 by Age Groups and Months

Table with columns: AGE GROUPS, Total, Jan., Feb., Mar., Apr., May, June, July, Aug., Sept., Oct., Nov., Dec. Rows include age groups from Under 1 year to 65 years and over, and Age not stated.

REPORTED CASES AND DEATHS FROM TRICHINOSIS IN NEW JERSEY

For the Calendar Year 1941 by Age Groups and Sex

Table with columns: AGE GROUPS, Male (Cases, Deaths), Female (Cases, Deaths), Total (Cases, Deaths). Rows include age groups from Under 1 year to 65 years and over, and Age not stated.

REPORTED CASES OF TUBERCULOSIS IN NEW JERSEY

For the Calendar Year 1941 by Age Groups and Months

Table with columns: AGE GROUPS, Total, Jan., Feb., Mar., Apr., May, June, July, Aug., Sept., Oct., Nov., Dec. Rows include age groups from Under 1 year to 65 years and over, and Age not stated.

REPORTED CASES AND DEATHS FROM TUBERCULOSIS IN NEW JERSEY

For the Calendar Year 1941 by Age Groups and Sex

Table with columns: AGE GROUPS, Male (Cases, Deaths), Female (Cases, Deaths), Total (Cases, Deaths). Rows include age groups from Under 1 year to 65 years and over, and Age not stated.

## REPORTED CASES OF TYPHOID FEVER IN NEW JERSEY

For the Calendar Year 1941 by Age Groups and Months

| AGE GROUPS        | NUMBER OF CASES |      |      |      |      |     |      |      |      |       |      |      |      |
|-------------------|-----------------|------|------|------|------|-----|------|------|------|-------|------|------|------|
|                   | Total           | Jan. | Feb. | Mar. | Apr. | May | June | July | Aug. | Sept. | Oct. | Nov. | Dec. |
| Under 1 year      | 0               | 0    | 0    | 0    | 0    | 0   | 0    | 0    | 0    | 0     | 0    | 0    | 0    |
| 1 year            | 1               | 0    | 0    | 0    | 0    | 1   | 0    | 0    | 0    | 0     | 0    | 0    | 0    |
| 2 years           | 1               | 0    | 0    | 0    | 0    | 0   | 0    | 0    | 0    | 1     | 0    | 0    | 0    |
| 3 years           | 2               | 0    | 0    | 0    | 0    | 0   | 0    | 2    | 0    | 0     | 0    | 0    | 0    |
| 4 years           | 3               | 0    | 0    | 0    | 0    | 1   | 0    | 0    | 1    | 1     | 0    | 0    | 0    |
| Under 5 years     | 7               | 0    | 0    | 0    | 0    | 2   | 0    | 2    | 1    | 1     | 1    | 0    | 0    |
| 5 to 9 years      | 13              | 0    | 0    | 1    | 2    | 0   | 0    | 1    | 1    | 3     | 3    | 1    | 1    |
| 10 to 14 years    | 17              | 0    | 0    | 1    | 1    | 0   | 0    | 1    | 4    | 6     | 2    | 2    | 0    |
| 15 to 19 years    | 20              | 0    | 1    | 1    | 1    | 0   | 0    | 1    | 5    | 2     | 1    | 0    | 1    |
| 20 to 24 years    | 11              | 2    | 0    | 0    | 0    | 0   | 2    | 0    | 3    | 2     | 0    | 1    | 1    |
| 25 to 34 years    | 16              | 0    | 1    | 2    | 0    | 1   | 3    | 2    | 3    | 1     | 3    | 0    | 0    |
| 35 to 44 years    | 10              | 0    | 0    | 0    | 1    | 0   | 1    | 1    | 1    | 2     | 2    | 1    | 1    |
| 45 to 54 years    | 8               | 1    | 1    | 1    | 1    | 0   | 1    | 0    | 0    | 1     | 1    | 0    | 1    |
| 55 to 64 years    | 3               | 0    | 0    | 0    | 0    | 0   | 0    | 0    | 0    | 1     | 2    | 0    | 0    |
| 65 years and over | 2               | 0    | 0    | 0    | 0    | 0   | 0    | 1    | 0    | 0     | 0    | 0    | 0    |
| Age not stated    | 0               | 0    | 0    | 0    | 0    | 0   | 0    | 0    | 0    | 0     | 0    | 0    | 0    |
| Total             | 107             | 3    | 3    | 6    | 6    | 4   | 12   | 14   | 15   | 19    | 15   | 5    | 5    |

## REPORTED CASES AND DEATHS FROM TYPHOID FEVER IN NEW JERSEY

For the Calendar Year 1941 by Age Groups and Sex

| AGE GROUPS        | Male  |        | Female |        | Total |        |
|-------------------|-------|--------|--------|--------|-------|--------|
|                   | Cases | Deaths | Cases  | Deaths | Cases | Deaths |
| Under 1 year      | 0     | 0      | 0      | 0      | 0     | 0      |
| 1 year            | 0     | 0      | 1      | 0      | 1     | 0      |
| 2 years           | 0     | 0      | 1      | 0      | 1     | 0      |
| 3 years           | 2     | 0      | 0      | 0      | 2     | 0      |
| 4 years           | 2     | 0      | 1      | 0      | 3     | 0      |
| Under 5 years     | 4     | 0      | 3      | 0      | 7     | 0      |
| 5 to 9 years      | 9     | 0      | 8      | 0      | 13    | 0      |
| 10 to 14 years    | 9     | 0      | 4      | 0      | 17    | 0      |
| 15 to 19 years    | 16    | 1      | 4      | 0      | 20    | 1      |
| 20 to 24 years    | 5     | 1      | 6      | 0      | 11    | 1      |
| 25 to 34 years    | 9     | 0      | 7      | 0      | 16    | 0      |
| 35 to 44 years    | 6     | 3      | 4      | 0      | 10    | 3      |
| 45 to 54 years    | 5     | 1      | 3      | 0      | 8     | 1      |
| 55 to 64 years    | 1     | 1      | 2      | 0      | 3     | 1      |
| 65 years and over | 0     | 0      | 2      | 1      | 2     | 1      |
| Age not stated    | 9     | 0      | 0      | 0      | 9     | 0      |
| Total             | 59    | 7      | 48     | 1      | 107   | 8      |

## REPORTED CASES OF PARATYPHOID FEVER IN NEW JERSEY

For the Calendar Year 1941 by Age Groups and Months

| AGE GROUPS        | NUMBER OF CASES |      |      |      |      |     |      |      |      |       |      |      |      |
|-------------------|-----------------|------|------|------|------|-----|------|------|------|-------|------|------|------|
|                   | Total           | Jan. | Feb. | Mar. | Apr. | May | June | July | Aug. | Sept. | Oct. | Nov. | Dec. |
| Under 1 year      | 0               | 0    | 0    | 0    | 0    | 0   | 0    | 0    | 0    | 0     | 0    | 0    | 0    |
| 1 year            | 0               | 0    | 0    | 0    | 0    | 0   | 0    | 0    | 0    | 0     | 0    | 0    | 0    |
| 2 years           | 1               | 0    | 0    | 0    | 0    | 0   | 0    | 0    | 0    | 1     | 0    | 0    | 0    |
| 3 years           | 1               | 0    | 0    | 0    | 0    | 0   | 0    | 0    | 0    | 1     | 0    | 0    | 0    |
| 4 years           | 0               | 0    | 0    | 0    | 0    | 0   | 0    | 0    | 0    | 0     | 0    | 0    | 0    |
| Under 5 years     | 2               | 0    | 0    | 0    | 0    | 0   | 0    | 0    | 0    | 2     | 0    | 0    | 0    |
| 5 to 9 years      | 1               | 0    | 0    | 0    | 0    | 0   | 0    | 0    | 1    | 0     | 0    | 0    | 0    |
| 10 to 14 years    | 1               | 0    | 0    | 0    | 0    | 0   | 0    | 0    | 1    | 0     | 0    | 0    | 0    |
| 15 to 19 years    | 2               | 0    | 0    | 0    | 0    | 0   | 0    | 0    | 1    | 0     | 0    | 0    | 1    |
| 20 to 24 years    | 2               | 0    | 0    | 0    | 0    | 1   | 0    | 0    | 1    | 0     | 0    | 0    | 0    |
| 25 to 34 years    | 3               | 0    | 0    | 1    | 0    | 1   | 0    | 0    | 1    | 0     | 0    | 0    | 0    |
| 35 to 44 years    | 0               | 0    | 0    | 0    | 0    | 0   | 0    | 0    | 1    | 0     | 0    | 0    | 0    |
| 45 to 54 years    | 1               | 0    | 0    | 0    | 0    | 0   | 0    | 0    | 1    | 0     | 0    | 0    | 0    |
| 55 to 64 years    | 1               | 0    | 0    | 0    | 0    | 0   | 0    | 0    | 1    | 0     | 0    | 0    | 0    |
| 65 years and over | 0               | 0    | 0    | 0    | 0    | 0   | 0    | 0    | 0    | 0     | 0    | 0    | 0    |
| Age not stated    | 0               | 0    | 0    | 0    | 0    | 0   | 0    | 0    | 0    | 0     | 0    | 0    | 0    |
| Total             | 13              | 0    | 0    | 0    | 1    | 0   | 2    | 0    | 7    | 2     | 0    | 1    | 1    |

## REPORTED CASES AND DEATHS FROM PARATYPHOID FEVER IN NEW JERSEY

For the Calendar Year 1941 by Age Groups and Sex

| AGE GROUPS        | Male  |        | Female |        | Total |        |
|-------------------|-------|--------|--------|--------|-------|--------|
|                   | Cases | Deaths | Cases  | Deaths | Cases | Deaths |
| Under 1 year      | 0     | 0      | 0      | 0      | 0     | 0      |
| 1 year            | 0     | 0      | 0      | 0      | 0     | 0      |
| 2 years           | 1     | 0      | 0      | 0      | 1     | 0      |
| 3 years           | 0     | 0      | 1      | 0      | 1     | 0      |
| 4 years           | 0     | 0      | 0      | 0      | 0     | 0      |
| Under 5 years     | 1     | 0      | 1      | 0      | 2     | 0      |
| 5 to 9 years      | 1     | 0      | 0      | 0      | 1     | 0      |
| 10 to 14 years    | 1     | 0      | 0      | 0      | 1     | 0      |
| 15 to 19 years    | 1     | 0      | 1      | 0      | 2     | 0      |
| 20 to 24 years    | 0     | 0      | 2      | 0      | 2     | 0      |
| 25 to 34 years    | 2     | 1      | 1      | 0      | 3     | 1      |
| 35 to 44 years    | 0     | 0      | 1      | 0      | 1     | 0      |
| 45 to 54 years    | 1     | 0      | 0      | 0      | 1     | 0      |
| 55 to 64 years    | 1     | 0      | 0      | 0      | 1     | 0      |
| 65 years and over | 0     | 0      | 0      | 0      | 0     | 0      |
| Age not stated    | 0     | 0      | 0      | 0      | 0     | 0      |
| Total             | 8     | 1      | 5      | 0      | 13    | 1      |

## REPORTED CASES OF UNDULANT FEVER IN NEW JERSEY

For the Calendar Year 1941 by Age Groups and Months

| AGE GROUPS        | NUMBER OF CASES |      |      |      |      |     |      |      |      |       |      |      |      |
|-------------------|-----------------|------|------|------|------|-----|------|------|------|-------|------|------|------|
|                   | Total           | Jan. | Feb. | Mar. | Apr. | May | June | July | Aug. | Sept. | Oct. | Nov. | Dec. |
| Under 1 year      | 0               | 0    | 0    | 0    | 0    | 0   | 0    | 0    | 0    | 0     | 0    | 0    | 0    |
| 1 year            | 0               | 0    | 0    | 0    | 0    | 0   | 0    | 0    | 0    | 0     | 0    | 0    | 0    |
| 2 years           | 0               | 0    | 0    | 0    | 0    | 0   | 0    | 0    | 0    | 0     | 0    | 0    | 0    |
| 3 years           | 0               | 0    | 0    | 0    | 0    | 0   | 0    | 0    | 0    | 0     | 0    | 0    | 0    |
| 4 years           | 0               | 0    | 0    | 0    | 0    | 0   | 0    | 0    | 0    | 0     | 0    | 0    | 0    |
| Under 5 years     | 0               | 0    | 0    | 0    | 0    | 0   | 0    | 0    | 0    | 0     | 0    | 0    | 0    |
| 5 to 9 years      | 5               | 0    | 1    | 0    | 0    | 0   | 0    | 2    | 0    | 0     | 0    | 1    | 1    |
| 10 to 14 years    | 4               | 1    | 0    | 0    | 0    | 1   | 0    | 1    | 0    | 0     | 1    | 0    | 0    |
| 15 to 19 years    | 6               | 0    | 1    | 1    | 0    | 0   | 1    | 0    | 0    | 2     | 0    | 1    | 0    |
| 20 to 24 years    | 4               | 0    | 0    | 0    | 0    | 0   | 1    | 1    | 0    | 1     | 1    | 0    | 0    |
| 25 to 34 years    | 14              | 1    | 1    | 1    | 2    | 2   | 0    | 1    | 1    | 2     | 1    | 2    | 0    |
| 35 to 44 years    | 13              | 0    | 0    | 0    | 0    | 2   | 1    | 4    | 1    | 1     | 2    | 1    | 1    |
| 45 to 54 years    | 8               | 1    | 0    | 0    | 1    | 1   | 0    | 1    | 3    | 1     | 0    | 0    | 0    |
| 55 to 64 years    | 5               | 2    | 0    | 1    | 0    | 0   | 0    | 0    | 0    | 1     | 1    | 0    | 0    |
| 65 years and over | 2               | 0    | 0    | 0    | 0    | 1   | 0    | 0    | 1    | 0     | 0    | 0    | 0    |
| Age not stated    | 0               | 0    | 0    | 0    | 0    | 0   | 0    | 0    | 0    | 0     | 0    | 0    | 0    |
| Total             | 61              | 5    | 3    | 3    | 3    | 6   | 3    | 11   | 5    | 5     | 9    | 6    | 2    |

## REPORTED CASES AND DEATHS FROM UNDULANT FEVER IN NEW JERSEY

For the Calendar Year 1941 by Age Groups and Sex

| AGE GROUPS        | Male  |        | Female |        | Total |        |
|-------------------|-------|--------|--------|--------|-------|--------|
|                   | Cases | Deaths | Cases  | Deaths | Cases | Deaths |
| Under 1 year      | 0     | 0      | 0      | 0      | 0     | 0      |
| 1 year            | 0     | 0      | 0      | 0      | 0     | 0      |
| 2 years           | 0     | 0      | 0      | 0      | 0     | 0      |
| 3 years           | 0     | 0      | 0      | 0      | 0     | 0      |
| 4 years           | 0     | 0      | 0      | 0      | 0     | 0      |
| Under 5 years     | 0     | 0      | 0      | 0      | 0     | 0      |
| 5 to 9 years      | 2     | 0      | 3      | 0      | 5     | 0      |
| 10 to 14 years    | 2     | 0      | 1      | 0      | 4     | 0      |
| 15 to 19 years    | 4     | 0      | 2      | 0      | 6     | 0      |
| 20 to 24 years    | 4     | 0      | 4      | 0      | 8     | 0      |
| 25 to 34 years    | 10    | 0      | 4      | 0      | 14    | 0      |
| 35 to 44 years    | 7     | 0      | 6      | 0      | 13    | 0      |
| 45 to 54 years    | 7     | 0      | 1      | 0      | 8     | 0      |
| 55 to 64 years    | 4     | 0      | 1      | 0      | 5     | 0      |
| 65 years and over | 2     | 0      | 2      | 0      | 4     | 0      |
| Age not stated    | 0     | 0      | 0      | 0      | 0     | 0      |
| Total             | 41    | 0      | 20     | 0      | 61    | 0      |

## DEPARTMENT OF HEALTH

## REPORTED CASES OF WHOOPING COUGH IN NEW JERSEY

For the Calendar Year 1941 by Age Groups and Months

| AGE GROUPS        | Total | NUMBER OF CASES |      |      |      |     |      |      |      |       |      |      |      |     |
|-------------------|-------|-----------------|------|------|------|-----|------|------|------|-------|------|------|------|-----|
|                   |       | Jan.            | Feb. | Mar. | Apr. | May | June | July | Aug. | Sept. | Oct. | Nov. | Dec. |     |
| Under 1 year      | 460   | 43              | 39   | 24   | 30   | 26  | 24   | 35   | 33   | 40    | 38   | 40   | 62   | 66  |
| 1 year            | 527   | 56              | 27   | 29   | 27   | 39  | 29   | 36   | 43   | 57    | 54   | 67   | 63   | 68  |
| 2 years           | 537   | 64              | 42   | 33   | 25   | 39  | 51   | 52   | 60   | 77    | 48   | 73   | 83   | 83  |
| 3 years           | 783   | 66              | 42   | 47   | 34   | 53  | 35   | 61   | 76   | 81    | 78   | 104  | 91   | 91  |
| 4 years           | 764   | 61              | 43   | 36   | 39   | 32  | 46   | 74   | 62   | 88    | 77   | 98   | 88   | 88  |
| Under 5 years     | 3176  | 290             | 193  | 169  | 165  | 209 | 185  | 258  | 274  | 341   | 297  | 404  | 391  | 391 |
| 5 to 9 years      | 3124  | 232             | 174  | 218  | 218  | 292 | 191  | 202  | 170  | 268   | 290  | 436  | 415  | 415 |
| 10 to 14 years    | 393   | 38              | 23   | 31   | 25   | 32  | 29   | 26   | 16   | 34    | 34   | 45   | 60   | 60  |
| 15 to 19 years    | 49    | 8               | 2    | 4    | 2    | 9   | 3    | 1    | 5    | 6     | 3    | 2    | 2    | 2   |
| 20 to 24 years    | 14    | 1               | 1    | 0    | 0    | 1   | 4    | 1    | 0    | 0     | 0    | 0    | 0    | 0   |
| 25 to 34 years    | 20    | 2               | 3    | 2    | 2    | 3   | 0    | 3    | 1    | 0     | 2    | 1    | 1    | 1   |
| 35 to 44 years    | 3     | 1               | 1    | 0    | 0    | 1   | 0    | 1    | 0    | 0     | 0    | 0    | 0    | 0   |
| 45 to 54 years    | 5     | 1               | 0    | 0    | 0    | 0   | 0    | 0    | 2    | 1     | 0    | 0    | 1    | 1   |
| 55 to 64 years    | 0     | 0               | 0    | 0    | 0    | 0   | 0    | 1    | 0    | 0     | 0    | 0    | 0    | 1   |
| 65 years and over | 3     | 0               | 0    | 0    | 0    | 0   | 0    | 0    | 0    | 0     | 0    | 0    | 0    | 0   |
| Age not stated    | 0     | 0               | 0    | 0    | 0    | 0   | 0    | 0    | 0    | 0     | 0    | 0    | 0    | 1   |
| Total             | 6792  | 593             | 398  | 424  | 414  | 590 | 409  | 496  | 467  | 651   | 627  | 889  | 874  | 874 |

## REPORTED CASES AND DEATHS FROM WHOOPING COUGH IN NEW JERSEY

For the Calendar Year 1941 by Age Groups and Sex

| AGE GROUPS        | Male  |        | Female |        | Total |        |
|-------------------|-------|--------|--------|--------|-------|--------|
|                   | Cases | Deaths | Cases  | Deaths | Cases | Deaths |
| Under 1 year      | 237   | 13     | 223    | 11     | 460   | 24     |
| 1 year            | 256   | 2      | 271    | 2      | 527   | 4      |
| 2 years           | 318   | 3      | 359    | 2      | 677   | 5      |
| 3 years           | 346   | 0      | 422    | 1      | 768   | 1      |
| 4 years           | 382   | 0      | 382    | 0      | 764   | 0      |
| Under 5 years     | 1539  | 15     | 1637   | 16     | 3176  | 34     |
| 5 to 9 years      | 1511  | 1      | 1613   | 0      | 3124  | 1      |
| 10 to 14 years    | 175   | 0      | 218    | 0      | 393   | 0      |
| 15 to 19 years    | 21    | 0      | 25     | 0      | 49    | 0      |
| 20 to 24 years    | 7     | 0      | 7      | 0      | 14    | 0      |
| 25 to 34 years    | 3     | 0      | 17     | 0      | 20    | 0      |
| 35 to 44 years    | 1     | 0      | 4      | 0      | 5     | 0      |
| 45 to 54 years    | 1     | 0      | 0      | 0      | 1     | 0      |
| 55 to 64 years    | 0     | 0      | 0      | 0      | 0     | 0      |
| 65 years and over | 0     | 0      | 0      | 0      | 0     | 0      |
| Age not stated    | 1     | 0      | 2      | 0      | 3     | 0      |
| Total             | 3259  | 19     | 3533   | 16     | 6792  | 35     |

## LOCAL HEALTH ADMINISTRATION

## REPORTED CASES AND DEATHS FROM CHICKENPOX AND DIPHThERIA BY COUNTIES FOR 1941

| COUNTIES           | CHICKENPOX |            |        | DIPHThERIA |                    |                    |                  |
|--------------------|------------|------------|--------|------------|--------------------|--------------------|------------------|
|                    | Cases      | Population | Deaths | Cases      | Deaths per 100,000 | Deaths per 100,000 | Percent Fatality |
| Atlantic           | 351        | 282,91     | 0      | 0          | 0                  | 0                  | 0                |
| Bergen             | 2993       | 835,42     | 0      | 15         | 3.66               | 2                  | 0.45             |
| Burlington         | 253        | 260,79     | 0      | 1          | 1.03               | 0                  | 0                |
| Camden             | 721        | 281,94     | 0      | 46         | 17.98              | 0                  | 0                |
| Cape May           | 21         | 72.61      | 0      | 1          | 3.45               | 0                  | 0                |
| Cumberland         | 133        | 151,73     | 0      | 3          | 4.10               | 1                  | 1.36             |
| Essex              | 6681       | 797,88     | 0      | 7          | 0.88               | 0                  | 0                |
| Gloucester         | 191        | 264,47     | 0      | 5          | 6.92               | 0                  | 0                |
| Hudson             | 1185       | 181,78     | 1      | 151        | 23.16              | 3                  | 0.46             |
| Hunterdon          | 90         | 81,59      | 0      | 1          | 2.72               | 0                  | 0                |
| Mercer             | 728        | 368,94     | 0      | 3          | 1.32               | 0                  | 0                |
| Middlesex          | 383        | 176,48     | 1      | 3          | 1.88               | 0                  | 0                |
| Monmouth           | 544        | 337,39     | 0      | 8          | 4.96               | 1                  | 0.62             |
| Morris             | 687        | 346,40     | 0      | 4          | 3.18               | 0                  | 0                |
| Ocean              | 69         | 182,99     | 0      | 0          | 0                  | 0                  | 0                |
| Passaic            | 1039       | 338,86     | 0      | 44         | 14.22              | 1                  | 0.82             |
| Salem              | 45         | 106,45     | 0      | 0          | 0                  | 0                  | 0                |
| Somerset           | 160        | 215,08     | 0      | 2          | 2.69               | 0                  | 0                |
| Sussex             | 121        | 408,34     | 0      | 0          | 0                  | 0                  | 0                |
| Union              | 1851       | 563,74     | 1      | 2          | 0.61               | 0                  | 0                |
| Warren             | 81         | 161,41     | 0      | 1          | 1.99               | 0                  | 0                |
| State Institutions | 46         | 0          | 0      | 1          | 0                  | 0                  | 0                |
| Military Posts     | 4          | 0          | 0      | 0          | 0                  | 0                  | 0                |
| State              | 17927      | 430,92     | 3      | 298        | 7.16               | 8                  | 0.19             |

## REPORTED CASES AND DEATHS FROM DYSENTERY, TRACHOMA, OPHTHALMIA NEONATORUM AND PARATYPHOID FEVER BY COUNTIES FOR 1941

| COUNTIES           | DYSENTERY |        | TRACHOMA |        | OPHTHALMIA NEONATORUM |        | PARATYPHOID FEVER |        |
|--------------------|-----------|--------|----------|--------|-----------------------|--------|-------------------|--------|
|                    | Cases     | Deaths | Cases    | Deaths | Cases                 | Deaths | Cases             | Deaths |
| Atlantic           | 1         | 1      | 0        | 0      | 0                     | 0      | 0                 | 0      |
| Bergen             | 0         | 0      | 0        | 0      | 0                     | 0      | 0                 | 0      |
| Burlington         | 0         | 0      | 0        | 0      | 0                     | 0      | 0                 | 0      |
| Camden             | 0         | 0      | 0        | 0      | 5                     | 0      | 3                 | 0      |
| Cape May           | 1         | 1      | 0        | 0      | 0                     | 0      | 0                 | 0      |
| Cumberland         | 1         | 3      | 0        | 0      | 0                     | 0      | 0                 | 0      |
| Essex              | 3         | 1      | 0        | 0      | 61                    | 0      | 2                 | 0      |
| Gloucester         | 1         | 0      | 0        | 0      | 0                     | 0      | 0                 | 0      |
| Hudson             | 0         | 0      | 2        | 1      | 0                     | 0      | 1                 | 0      |
| Hunterdon          | 0         | 0      | 0        | 0      | 0                     | 0      | 0                 | 0      |
| Mercer             | 1         | 0      | 0        | 0      | 0                     | 0      | 1                 | 0      |
| Middlesex          | 2         | 1      | 1        | 0      | 0                     | 0      | 1                 | 0      |
| Monmouth           | 3         | 1      | 0        | 0      | 0                     | 0      | 0                 | 0      |
| Morris             | 2         | 0      | 0        | 0      | 0                     | 0      | 0                 | 0      |
| Ocean              | 0         | 0      | 0        | 0      | 0                     | 0      | 0                 | 0      |
| Passaic            | 0         | 1      | 0        | 0      | 1                     | 0      | 2                 | 0      |
| Salem              | 0         | 0      | 0        | 0      | 0                     | 0      | 0                 | 0      |
| Somerset           | 1         | 1      | 0        | 0      | 0                     | 0      | 0                 | 0      |
| Sussex             | 0         | 0      | 0        | 0      | 0                     | 0      | 0                 | 0      |
| Union              | 1         | 1      | 0        | 0      | 0                     | 0      | 0                 | 0      |
| Warren             | 1         | 0      | 0        | 0      | 0                     | 0      | 0                 | 0      |
| State Institutions | 15        | 0      | 0        | 0      | 0                     | 0      | 0                 | 0      |
| Military Posts     | 0         | 0      | 0        | 0      | 0                     | 0      | 0                 | 0      |
| State              | 34        | 11     | 5        | 1      | 67                    | 0      | 13                | 1      |

## REPORTED CASES AND DEATHS FROM INFLUENZA AND PNEUMONIA BY COUNTIES FOR 1941

| COUNTIES           | INFLUENZA |                              |                               | PNEUMONIA |                              |                               |
|--------------------|-----------|------------------------------|-------------------------------|-----------|------------------------------|-------------------------------|
|                    | Cases     | Cases per 100,000 Population | Deaths per 100,000 Population | Cases     | Cases per 100,000 Population | Deaths per 100,000 Population |
| Atlantic           | 454       | 365.93                       | 14                            | 86        | 53.19                        | 75                            |
| Bergen             | 224       | 57.12                        | 12                            | 333       | 85.17                        | 124                           |
| Burlington         | 235       | 242.23                       | 9                             | 46        | 47.41                        | 34                            |
| Camden             | 232       | 98.54                        | 28                            | 209       | 116.92                       | 147                           |
| Cape May           | 94        | 325.04                       | 0                             | 9         | 31.12                        | 16                            |
| Cumberland         | 29        | 27.32                        | 7                             | 65        | 88.51                        | 29                            |
| Essex              | 569       | 103.73                       | 36                            | 2029      | 242.31                       | 290                           |
| Gloucester         | 55        | 76.15                        | 3                             | 58        | 80.31                        | 46                            |
| Hudson             | 431       | 66.10                        | 18                            | 422       | 64.72                        | 331                           |
| Hunterdon          | 20        | 54.40                        | 4                             | 32        | 57.03                        | 12                            |
| Mercer             | 151       | 91.73                        | 13                            | 259       | 131.26                       | 74                            |
| Middlesex          | 91        | 41.92                        | 7                             | 122       | 96.20                        | 103                           |
| Monmouth           | 176       | 109.15                       | 9                             | 129       | 80.00                        | 60                            |
| Morris             | 90        | 71.58                        | 7                             | 78        | 62.03                        | 37                            |
| Ocean              | 165       | 437.59                       | 3                             | 44        | 116.69                       | 25                            |
| Passaic            | 335       | 108.29                       | 20                            | 107       | 34.59                        | 127                           |
| Salem              | 10        | 23.05                        | 11                            | 13        | 30.75                        | 23                            |
| Somerset           | 306       | 411.34                       | 1                             | 99        | 133.08                       | 32                            |
| Sussex             | 14        | 47.24                        | 1                             | 45        | 131.96                       | 15                            |
| Union              | 257       | 37.41                        | 13                            | 348       | 105.98                       | 137                           |
| Warren             | 78        | 155.43                       | 8                             | 37        | 73.73                        | 28                            |
| State Institutions | 579       | .....                        | 0                             | 80        | .....                        | 0                             |
| Military Posts     | 0         | .....                        | 0                             | 2         | .....                        | 0                             |
| State              | 4976      | 119.61                       | 224                           | 4742      | 113.93                       | 1781                          |

## REPORTED CASES AND DEATHS FROM MALARIA AND EPIDEMIC CEREBRO-SPINAL MENINGITIS BY COUNTIES FOR 1941

| COUNTIES           | MALARIA |                              |        | EPIDEMIC CEREBRO-SPINAL MENINGITIS |                              |                               |                  |
|--------------------|---------|------------------------------|--------|------------------------------------|------------------------------|-------------------------------|------------------|
|                    | Cases   | Cases per 100,000 Population | Deaths | Cases                              | Cases per 100,000 Population | Deaths per 100,000 Population | Percent Fatality |
| Atlantic           | 0       | .....                        | 0      | 0                                  | .....                        | 0                             | .....            |
| Bergen             | 1       | 0.24                         | 0      | 10                                 | 2.44                         | 3                             | 30.00            |
| Burlington         | 0       | .....                        | 0      | 4                                  | 4.12                         | 1                             | 25.00            |
| Camden             | 0       | .....                        | 0      | 6                                  | 2.34                         | 0                             | .....            |
| Cape May           | 0       | .....                        | 0      | 0                                  | .....                        | 0                             | .....            |
| Cumberland         | 0       | .....                        | 0      | 0                                  | .....                        | 0                             | .....            |
| Essex              | 0       | .....                        | 0      | 7                                  | 0.83                         | 1                             | 14.28            |
| Gloucester         | 0       | .....                        | 0      | 1                                  | 1.58                         | 1                             | 100.00           |
| Hudson             | 1       | 0.15                         | 0      | 8                                  | 1.22                         | 2                             | 25.00            |
| Hunterdon          | 0       | .....                        | 0      | 0                                  | .....                        | 0                             | .....            |
| Mercer             | 1       | 0.50                         | 0      | 3                                  | 1.52                         | 0                             | .....            |
| Middlesex          | 2       | 0.92                         | 0      | 4                                  | 1.84                         | 3                             | 75.00            |
| Monmouth           | 1       | 0.62                         | 0      | 1                                  | 0.62                         | 0                             | .....            |
| Morris             | 1       | 0.79                         | 0      | 1                                  | 0.79                         | 0                             | .....            |
| Ocean              | 0       | .....                        | 0      | 0                                  | .....                        | 0                             | .....            |
| Passaic            | 4       | 1.29                         | 0      | 3                                  | 0.97                         | 0                             | .....            |
| Salem              | 0       | .....                        | 0      | 0                                  | .....                        | 0                             | .....            |
| Somerset           | 0       | .....                        | 0      | 1                                  | 1.38                         | 1                             | 100.00           |
| Sussex             | 0       | .....                        | 0      | 2                                  | 2.69                         | 1                             | 50.00            |
| Union              | 0       | .....                        | 0      | 2                                  | 0.61                         | 0                             | 50.00            |
| Warren             | 0       | .....                        | 0      | 1                                  | 1.99                         | 0                             | .....            |
| State Institutions | 0       | .....                        | 0      | 0                                  | .....                        | .....                         | .....            |
| Military Posts     | 1       | .....                        | 0      | 4                                  | .....                        | .....                         | .....            |
| State              | 13      | 0.31                         | 0      | 57                                 | 1.37                         | 13                            | 22.80            |

## REPORTED CASES AND DEATHS FROM MEASLES AND GERMAN MEASLES BY COUNTIES FOR 1941

| COUNTIES           | MEASLES |                              |        |                               | GERMAN MEASLES   |       |                              |        |
|--------------------|---------|------------------------------|--------|-------------------------------|------------------|-------|------------------------------|--------|
|                    | Cases   | Cases per 100,000 Population | Deaths | Deaths per 100,000 Population | Percent Fatality | Cases | Cases per 100,000 Population | Deaths |
| Atlantic           | 2299    | 1750.50                      | 2      | 1.61                          | 0.09             | 137   | 110.42                       | 0      |
| Bergen             | 5803    | 1416.39                      | 3      | 0.73                          | 0.05             | 4095  | 983.24                       | 1      |
| Burlington         | 729     | 751.44                       | 1      | 1.03                          | 0.13             | 114   | 117.51                       | 0      |
| Camden             | 2633    | 1029.61                      | 4      | 1.56                          | 0.15             | 465   | 181.83                       | 0      |
| Cape May           | 316     | 1092.70                      | 0      | .....                         | .....            | 39    | 134.86                       | 0      |
| Cumberland         | 668     | 912.76                       | 1      | 1.36                          | 0.15             | 4     | 5.46                         | 0      |
| Essex              | 10689   | 1270.54                      | 4      | 0.47                          | 0.03             | 11041 | 1318.58                      | 1      |
| Gloucester         | 790     | 1093.89                      | 0      | .....                         | .....            | 57    | 78.92                        | 0      |
| Hudson             | 6384    | 979.09                       | 6      | 0.92                          | 0.09             | 1657  | 251.12                       | 0      |
| Hunterdon          | 223     | 696.54                       | 0      | .....                         | .....            | 15    | 48.96                        | 0      |
| Mercer             | 1647    | 834.69                       | 1      | 0.50                          | 0.06             | 346   | 173.35                       | 0      |
| Middlesex          | 1159    | 533.91                       | 0      | .....                         | .....            | 2638  | 1224.45                      | 0      |
| Monmouth           | 2222    | 1378.08                      | 0      | .....                         | .....            | 3609  | 2235.59                      | 0      |
| Morris             | 1847    | 1309.93                      | 1      | 0.79                          | 0.06             | 905   | 719.73                       | 1      |
| Ocean              | 198     | 525.11                       | 0      | .....                         | .....            | 303   | 803.58                       | 0      |
| Passaic            | 4104    | 1326.64                      | 0      | .....                         | .....            | 99    | 32.00                        | 0      |
| Salem              | 489     | 1156.74                      | 1      | 2.36                          | 0.20             | 51    | 120.54                       | 0      |
| Somerset           | 311     | 418.06                       | 0      | .....                         | .....            | 445   | 598.20                       | 0      |
| Sussex             | 447     | 1508.50                      | 0      | .....                         | .....            | 88    | 296.97                       | 0      |
| Union              | 7509    | 2288.33                      | 1      | 0.39                          | 0.01             | 3332  | 1075.70                      | 0      |
| Warren             | 335     | 697.53                       | 1      | 1.99                          | 0.30             | 69    | 137.50                       | 0      |
| State Institutions | 74      | .....                        | 0      | .....                         | .....            | 73    | .....                        | 0      |
| Military Posts     | 45      | .....                        | 0      | .....                         | .....            | 54    | .....                        | 0      |
| State              | 50631   | 1217.04                      | 26     | 0.62                          | 0.05             | 29805 | 716.43                       | 3      |

## REPORTED CASES AND DEATHS FROM ACUTE ANTERIOR POLIOMYELITIS AND SCARLET FEVER BY COUNTIES FOR 1941

| COUNTIES           | ACUTE ANTERIOR POLIOMYELITIS |                              |        |                               | SCARLET FEVER |                              |        |                               |
|--------------------|------------------------------|------------------------------|--------|-------------------------------|---------------|------------------------------|--------|-------------------------------|
|                    | Cases                        | Cases per 100,000 Population | Deaths | Deaths per 100,000 Population | Cases         | Cases per 100,000 Population | Deaths | Deaths per 100,000 Population |
| Atlantic           | 9                            | 7.25                         | 2      | 1.61                          | 138           | 111.23                       | 0      | .....                         |
| Bergen             | 101                          | 24.65                        | 6      | 1.46                          | 710           | 58.58                        | 0      | .....                         |
| Burlington         | 9                            | 9.27                         | 1      | 1.03                          | 241           | 732.39                       | 1      | 1.03                          |
| Camden             | 16                           | 6.25                         | 1      | 0.39                          | 507           | 233.45                       | 1      | 0.39                          |
| Cape May           | 1                            | 3.45                         | 0      | .....                         | 39            | 134.56                       | 1      | 3.45                          |
| Cumberland         | 1                            | 1.36                         | 0      | .....                         | 157           | 214.32                       | 0      | .....                         |
| Essex              | 48                           | 5.73                         | 3      | 0.36                          | 1530          | 155.11                       | 1      | 0.12                          |
| Gloucester         | 19                           | 13.84                        | 0      | .....                         | 127           | 173.55                       | 0      | .....                         |
| Hudson             | 30                           | 4.60                         | 0      | .....                         | 427           | 65.48                        | 0      | .....                         |
| Hunterdon          | 3                            | 8.16                         | 0      | .....                         | 34            | 92.47                        | 0      | .....                         |
| Mercer             | 3                            | 1.82                         | 0      | .....                         | 1704          | 863.58                       | 2      | 1.01                          |
| Middlesex          | 6                            | 2.78                         | 1      | 0.48                          | 398           | 183.34                       | 0      | .....                         |
| Monmouth           | 10                           | 6.20                         | 1      | 0.62                          | 469           | 290.57                       | 2      | 1.24                          |
| Morris             | 9                            | 7.16                         | 0      | .....                         | 118           | 93.53                        | 0      | .....                         |
| Ocean              | 1                            | 2.65                         | 0      | .....                         | 37            | 98.12                        | 0      | .....                         |
| Passaic            | 51                           | 16.48                        | 4      | 1.29                          | 161           | 52.04                        | 0      | .....                         |
| Salem              | 3                            | 7.09                         | 0      | .....                         | 80            | 189.24                       | 0      | .....                         |
| Somerset           | 5                            | 6.72                         | 0      | .....                         | 148           | 198.93                       | 0      | .....                         |
| Sussex             | 4                            | 13.60                        | 0      | .....                         | 14            | 47.24                        | 0      | .....                         |
| Union              | 28                           | 8.32                         | 3      | 0.91                          | 450           | 137.05                       | 0      | .....                         |
| Warren             | 1                            | 1.99                         | 0      | .....                         | 35            | 69.74                        | 0      | .....                         |
| State Institutions | 1                            | .....                        | 0      | .....                         | 18            | .....                        | 0      | .....                         |
| Military Posts     | 1                            | .....                        | 0      | .....                         | 139           | .....                        | 0      | .....                         |
| State              | 351                          | 8.43                         | 22     | 0.33                          | 7791          | 187.27                       | 8      | 0.19                          |



**REPORTED CASES AND DEATHS FROM ROCKY MOUNTAIN SPOTTED FEVER  
BY COUNTIES FOR 1941**

| COUNTIES           | Cases | Cases per 100,000 Population |        | Deaths per 100,000 Population |        |
|--------------------|-------|------------------------------|--------|-------------------------------|--------|
|                    |       | Cases                        | Deaths | Cases                         | Deaths |
| Atlantic           | 0     | 0                            | 0      | 0                             | 0      |
| Bergen             | 0     | 0                            | 0      | 0                             | 0      |
| Burlington         | 2     | 2.06                         | 0      | 0                             | 0      |
| Camden             | 0     | 0                            | 0      | 0                             | 0      |
| Cape May           | 0     | 0                            | 1      | 3.45                          | 0      |
| Cumberland         | 0     | 0                            | 0      | 0                             | 0      |
| Essex              | 1     | 0.12                         | 0      | 0                             | 0      |
| Gloucester         | 1     | 1.88                         | 0      | 0                             | 0      |
| Hudson             | 0     | 0                            | 0      | 0                             | 0      |
| Hunterdon          | 0     | 0                            | 0      | 0                             | 0      |
| Mercer             | 0     | 0                            | 0      | 0                             | 0      |
| Middlesex          | 0     | 0                            | 0      | 0                             | 0      |
| Monmouth           | 0     | 0                            | 0      | 0                             | 0      |
| Morris             | 0     | 0                            | 0      | 0                             | 0      |
| Ocean              | 1     | 2.65                         | 0      | 0                             | 0      |
| Passaic            | 0     | 0                            | 0      | 0                             | 0      |
| Salem              | 0     | 0                            | 0      | 0                             | 0      |
| Somerset           | 0     | 0                            | 0      | 0                             | 0      |
| Sussex             | 0     | 0                            | 0      | 0                             | 0      |
| Union              | 0     | 0                            | 0      | 0                             | 0      |
| Warren             | 0     | 0                            | 0      | 0                             | 0      |
| State Institutions | 0     | 0                            | 0      | 0                             | 0      |
| Military Posts     | 0     | 0                            | 0      | 0                             | 0      |
| State              | 5     | 0.12                         | 1      | 0.02                          | 0      |

**REPORTED CASES AND DEATHS FROM SMALLPOX AND TUBERCULOSIS  
BY COUNTIES FOR 1941**

| COUNTIES           | SMALLPOX |        |                  | TUBERCULOSIS |        |                  |                  |       |
|--------------------|----------|--------|------------------|--------------|--------|------------------|------------------|-------|
|                    | Cases    | Deaths | Percent Fatality | Cases        | Deaths | Percent Fatality | Percent Fatality |       |
| Atlantic           | 0        | 0      | 0                | 139          | 112.03 | 85               | 68.51            | 61.15 |
| Bergen             | 0        | 0      | 0                | 217          | 52.97  | 120              | 29.29            | 55.30 |
| Burlington         | 0        | 0      | 0                | 62           | 63.91  | 34               | 35.04            | 54.84 |
| Camden             | 0        | 0      | 0                | 155          | 72.94  | 117              | 46.75            | 63.24 |
| Cape May           | 0        | 0      | 0                | 24           | 32.99  | 15               | 51.87            | 62.59 |
| Cumberland         | 0        | 0      | 0                | 36           | 49.19  | 22               | 30.06            | 61.11 |
| Essex              | 0        | 0      | 0                | 839          | 100.20 | 435              | 51.95            | 51.84 |
| Gloucester         | 0        | 0      | 0                | 44           | 69.92  | 31               | 42.92            | 70.45 |
| Hudson             | 0        | 0      | 0                | 602          | 92.32  | 324              | 49.69            | 53.82 |
| Hunterdon          | 0        | 0      | 0                | 23           | 62.55  | 8                | 21.76            | 34.78 |
| Mercer             | 0        | 0      | 0                | 234          | 118.59 | 112              | 56.76            | 47.86 |
| Middlesex          | 0        | 0      | 0                | 132          | 70.92  | 97               | 44.68            | 63.51 |
| Monmouth           | 0        | 0      | 0                | 165          | 102.33 | 77               | 47.75            | 46.66 |
| Morris             | 0        | 0      | 0                | 65           | 31.69  | 52               | 41.35            | 80.00 |
| Ocean              | 0        | 0      | 0                | 29           | 76.91  | 13               | 34.47            | 44.82 |
| Passaic            | 0        | 0      | 0                | 232          | 74.99  | 102              | 32.97            | 43.96 |
| Salem              | 0        | 0      | 0                | 25           | 59.14  | 17               | 40.21            | 68.00 |
| Somerset           | 0        | 0      | 0                | 43           | 57.80  | 25               | 35.60            | 58.14 |
| Sussex             | 0        | 0      | 0                | 59           | 67.49  | 8                | 28.99            | 40.00 |
| Union              | 0        | 0      | 0                | 235          | 71.57  | 127              | 38.68            | 54.04 |
| Warren             | 0        | 0      | 0                | 46           | 91.67  | 29               | 57.79            | 63.04 |
| State Institutions | 0        | 0      | 0                | 135          | 0      | 0                | 0                | 0     |
| Military Posts     | 0        | 0      | 0                | 7            | 0      | 0                | 0                | 0     |
| State              | 0        | 0      | 0                | 3559         | 85.55  | 1850             | 44.47            | 51.98 |

**REPORTED CASES AND DEATHS FROM TYPHOID FEVER AND WHOOPING COUGH  
BY COUNTIES FOR 1941**

| COUNTIES           | TYPHOID FEVER |        |                              |                               | WHOOPING COUGH |        |                              |                               |
|--------------------|---------------|--------|------------------------------|-------------------------------|----------------|--------|------------------------------|-------------------------------|
|                    | Cases         | Deaths | Cases per 100,000 Population | Deaths per 100,000 Population | Cases          | Deaths | Cases per 100,000 Population | Deaths per 100,000 Population |
| Atlantic           | 3             | 2.42   | 0                            | 0                             | 87             | 70.12  | 0                            | 0                             |
| Bergen             | 5             | 1.93   | 1                            | 0.24                          | 942            | 229.95 | 1                            | 0.24                          |
| Burlington         | 3             | 3.09   | 0                            | 0                             | 149            | 153.58 | 2                            | 2.06                          |
| Camden             | 18            | 7.04   | 1                            | 0.39                          | 639            | 249.87 | 6                            | 2.34                          |
| Cape May           | 2             | 6.91   | 0                            | 0                             | 33             | 114.11 | 0                            | 0                             |
| Cumberland         | 6             | 8.20   | 0                            | 0                             | 38             | 51.92  | 1                            | 1.36                          |
| Essex              | 11            | 1.31   | 1                            | 0.12                          | 2168           | 258.91 | 5                            | 0.59                          |
| Gloucester         | 3             | 4.15   | 0                            | 0                             | 140            | 193.85 | 6                            | 8.31                          |
| Hudson             | 12            | 1.84   | 0                            | 0                             | 550            | 84.35  | 9                            | 1.38                          |
| Hunterdon          | 1             | 2.72   | 1                            | 2.72                          | 10             | 27.20  | 0                            | 0                             |
| Mercer             | 3             | 1.52   | 0                            | 0                             | 119            | 60.31  | 1                            | 0.50                          |
| Middlesex          | 9             | 4.14   | 1                            | 0.46                          | 52             | 37.77  | 0                            | 0                             |
| Monmouth           | 5             | 3.10   | 1                            | 0.62                          | 290            | 179.86 | 0                            | 0                             |
| Morris             | 3             | 2.38   | 0                            | 0                             | 307            | 244.17 | 1                            | 0.79                          |
| Ocean              | 0             | 0      | 0                            | 0                             | 58             | 153.82 | 0                            | 0                             |
| Passaic            | 5             | 1.61   | 1                            | 0.32                          | 528            | 170.68 | 1                            | 0.32                          |
| Salem              | 3             | 7.09   | 0                            | 0                             | 86             | 208.43 | 0                            | 0                             |
| Somerset           | 0             | 0      | 0                            | 0                             | 31             | 41.67  | 1                            | 1.34                          |
| Sussex             | 0             | 0      | 0                            | 0                             | 56             | 188.98 | 1                            | 3.37                          |
| Union              | 7             | 2.13   | 1                            | 0.30                          | 443            | 134.92 | 0                            | 0                             |
| Warren             | 0             | 0      | 0                            | 0                             | 35             | 69.74  | 0                            | 0                             |
| State Institutions | 5             | 0      | 0                            | 0                             | 1              | 0      | 0                            | 0                             |
| Military Posts     | 0             | 0      | 0                            | 0                             | 0              | 0      | 0                            | 0                             |
| State              | 107           | 2.57   | 8                            | 0.19                          | 6792           | 163.26 | 35                           | 0.84                          |

**REPORTED CASES AND DEATHS FROM MUMPS, LETHARGIC ENCEPHALITIS,  
UNDULANT FEVER, TETANUS AND TRICHINOSIS BY COUNTIES FOR 1941**

| COUNTIES           | MUMPS |        | LETHARGIC ENCEPHALITIS |        | UNDULANT FEVER |        | TETANUS |        | TRICHINOSIS |        |
|--------------------|-------|--------|------------------------|--------|----------------|--------|---------|--------|-------------|--------|
|                    | Cases | Deaths | Cases                  | Deaths | Cases          | Deaths | Cases   | Deaths | Cases       | Deaths |
| Atlantic           | 289   | 0      | 0                      | 0      | 0              | 0      | 0       | 0      | 0           | 0      |
| Bergen             | 1871  | 0      | 1                      | 1      | 3              | 0      | 0       | 0      | 0           | 5      |
| Burlington         | 333   | 0      | 0                      | 1      | 4              | 0      | 0       | 0      | 0           | 0      |
| Camden             | 654   | 0      | 0                      | 3      | 2              | 0      | 1       | 1      | 0           | 0      |
| Cape May           | 141   | 0      | 1                      | 0      | 0              | 0      | 0       | 0      | 0           | 0      |
| Cumberland         | 64    | 0      | 0                      | 1      | 1              | 0      | 0       | 0      | 1           | 0      |
| Essex              | 2475  | 0      | 5                      | 7      | 14             | 0      | 5       | 1      | 5           | 0      |
| Gloucester         | 81    | 0      | 2                      | 0      | 5              | 0      | 0       | 1      | 0           | 0      |
| Hudson             | 210   | 0      | 3                      | 2      | 0              | 0      | 0       | 1      | 5           | 0      |
| Hunterdon          | 47    | 0      | 0                      | 0      | 0              | 0      | 0       | 0      | 0           | 0      |
| Mercer             | 416   | 0      | 0                      | 0      | 0              | 0      | 1       | 0      | 4           | 0      |
| Middlesex          | 369   | 0      | 0                      | 0      | 4              | 0      | 0       | 0      | 0           | 0      |
| Monmouth           | 360   | 0      | 0                      | 0      | 2              | 0      | 3       | 0      | 1           | 0      |
| Morris             | 578   | 0      | 0                      | 0      | 6              | 0      | 0       | 0      | 0           | 0      |
| Ocean              | 38    | 0      | 0                      | 0      | 2              | 0      | 1       | 0      | 1           | 1      |
| Passaic            | 1747  | 0      | 0                      | 1      | 3              | 0      | 0       | 1      | 3           | 0      |
| Salem              | 123   | 0      | 0                      | 0      | 3              | 0      | 0       | 0      | 0           | 0      |
| Somerset           | 192   | 0      | 0                      | 0      | 2              | 0      | 0       | 0      | 0           | 0      |
| Sussex             | 19    | 0      | 0                      | 0      | 4              | 0      | 0       | 0      | 0           | 0      |
| Union              | 554   | 0      | 1                      | 2      | 3              | 0      | 1       | 0      | 4           | 0      |
| Warren             | 25    | 0      | 0                      | 0      | 3              | 0      | 0       | 0      | 0           | 0      |
| State Institutions | 112   | 0      | 0                      | 0      | 0              | 0      | 0       | 0      | 0           | 0      |
| Military Posts     | 16    | 0      | 0                      | 0      | 0              | 0      | 0       | 0      | 2           | 0      |
| State              | 10834 | 0      | 13                     | 18     | 61             | 0      | 12      | 5      | 31          | 1      |

## DEPARTMENT OF HEALTH

## REPORTED CASES AND DEATHS FROM MISCELLANEOUS DISEASES FOR THE YEAR 1941

| DISEASE                            | Male  |        | Female |        | Total |        |
|------------------------------------|-------|--------|--------|--------|-------|--------|
|                                    | Cases | Deaths | Cases  | Deaths | Cases | Deaths |
| Anthrax .....                      | 12    | 0      | 0      | 0      | 12    | 0      |
| Malaria .....                      | 6     | 0      | 7      | 0      | 13    | 0      |
| Ophthalmia Neonatorum .....        | 37    | 0      | 30     | 0      | 67    | 0      |
| Rabies .....                       | 1     | 1      | 0      | 0      | 1     | 1      |
| Rocky Mountain Spotted Fever ..... | 3     | 1      | 2      | 0      | 5     | 1      |
| Streptococic Sore Throat .....     | 71    | 12     | 70     | 6      | 141   | 18     |
| Smallpox .....                     | 0     | 0      | 0      | 0      | 0     | 0      |
| Tularemia .....                    | 1     | 0      | 0      | 0      | 1     | 0      |
| Typhus Fever .....                 | 2     | 0      | 0      | 0      | 2     | 0      |

## Report of Negro Health Program

By J. EARLE STUART, M.D., M.S.P.H., *Consultant*

## HEALTH EDUCATION

The Health Committees in fourteen counties continued as lay organizations guided by local health workers and members of the staff of this Program, especially in the rural areas of South Jersey. Emphasis has been placed upon available facilities, and where and how they can be obtained, and the importance of gaining knowledge through health education meetings held in the different churches, schools, and community centers in the various counties. Our nurses have been successful with these plans in vicinities heretofore untouched by any service of this kind. Pamphlets, motion pictures, and question and answer periods supplemented these meetings. The preliminary publicity for Chest X-ray Surveys involved meetings of this type also. Health talks were given during the regular Sunday Church services in many churches throughout the State. Doctors of the Speakers' Bureau of this Program gave talks on Tuberculosis Control, Venereal Disease Control, Cancer, Child Hygiene, and Personal Hygiene. As one of the five points of our initial Program, health education has brought exceptional results because of the intelligent and ready response of the audiences indicated by the questions asked the speakers, and by the letters written to this office for similar meetings throughout the State. It has proved to be a means of stimulating individual health consciousness.

## SPECIAL OBSERVANCES

Included in the above mentioned health meetings were special observances of Cancer Week, Tuberculosis Sunday, Social Hygiene Sunday, Child Hygiene Week, Dental Health Week, and National Negro Health Week. Special health meetings were arranged by our nurses in many localities relative to these special occasions, in churches, Y. W. C. A's and Y. M. C. A's, and community centers. Literature on the subjects was distributed in many places of business, such as beauty parlors, pool-rooms, and res-

taurants where people congregate. These annual celebrations adequately bring to the attention of the public the necessity for each individual acquiring the knowledge for the prevention and diagnosis of these diseases so that successful treatment may be attained.

This Program co-operated with the United States Public Health Service in their celebration of National Negro Health Week in April, 1942, stimulating the participation of fourteen counties. For their activities, a representative of the United States Public Health Service presented the New Jersey State Department of Health and representatives of the counties Certificates of Merit for their contribution to this celebration. State-wide co-operation was attained from such organizations as the New Jersey Federation of Colored Women's Clubs, Housewives' Leagues, Parent-Teacher Associations, Churches, Y. W. C. A's, Y. M. C. A's, Public Schools, and organized Health Units, without whose help we could not have covered such a wide area.

The County Tuberculosis Associations and Visiting Nurses' Associations and Local Health Departments represented the official and volunteer agencies co-operating with this Program in all of the health educational projects. At this time, there is enough objective evidence to prove the soundness of focusing the attention of these agencies to the need for additional work among this minority group.

The role of the Public Health Nurses as an indispensable element in the team work of utilizing the technic of house-to-house visits for arousing the interest of the head of the family in the importance of individual responsibility to maintain good health, has been widely recognized and used by this Program. From these visits, a greater need for continuous activity in this field has been shown, and we believe more dynamic measures must be employed from all levels for health activities to reach this group, if we hope to reduce the well known differential. Visits made by these nurses to the various health and welfare agencies accounted for the co-operation displayed by them when literature was needed, motion pictures required, and meeting places to be gotten.

#### BROADCASTS

Another means of disseminating information on health matters is through the radio. This Program has taken advantage of this opportunity to reach many people who seldom go to church or to health meetings, but who do listen regularly to the radio. We were fortunate in securing time on popular radio stations for three health talks, one in New York over Station WOR when the subject, "Personal Hygiene and First Aid Preparedness" was discussed, another over Station WTNJ, Trenton, discussing "Use Your Chances For Health", and two over Station WSNJ, Bridgeton, when "The Importance

of Health in National Defense", was discussed. This Program has plans in the making for extending this phase of health educational work.

#### CONTACTS TO INDUSTRIAL PLANTS

Visits were made to the N.Y.A. schools and workshops in Trenton. Talks were given and motion pictures shown on venereal disease control. The oyster industries in Bivalve and Port Norris were visited and health education literature on tuberculosis, venereal disease, and personal hygiene were distributed among this group. The families of these workers were also visited relative to living conditions.

#### BIOMETRIC STUDIES

Biometric studies continue to show a great difference between disease incidence and death rates of five percent of the State's population. At the same time, increasing war production industries with their industrial expansion necessitating migration of a large number of people to crowded areas, already suffering from inadequate housing and all its evils, is making health problems even more serious. Moreover, many of these workers for the first time have entered production lines that require long hours, tedious manipulations, and a change in eating habits. The high incidence of disease found in the group from which these workers come, argues for a larger case-finding program to meet these inescapable urgent needs. Case-finding programs for tuberculosis and venereal diseases are based on these studies. For the first time, this program tried the combination of health meeting with taking Wassermann specimens immediately after the meeting. Surprisingly, nearly everyone present at the meetings submitted to the blood test. Along this same line, a check was made in a few communities on the prominence of vaccinations for smallpox and toxoid for diphtheria preventions. At a few meetings, the importance of immunization for these two diseases was discussed and demonstrations were made.

#### CASE FINDING

Recognizing that the ultimate goal in the control of all communicable diseases is to discover, isolate, and treat the cases, X-ray chest surveys were organized in Newark, Elizabeth, Passaic, Trenton and Princeton. The total number X-rayed was 2,144. The 35-millimeter films were used in Newark, Trenton and Princeton, while 14x17 paper films were provided in Elizabeth. In two instances, the Board of Freeholders supplied funds, in others, the Union and Passaic County Tuberculosis Leagues paid for the films. Inter-

pretations of films were made by clinicians of Boards of Health and County Sanatoria. Although lung pathology was sought primarily, many conditions of the cardio-vascular system were revealed. We feel a great amount of individual health education resulted from the participation of the general population in this examination of the apparently well for early pulmonary tuberculosis. In addition, the large amount of work involved through enlisting the aid of laymen through the formation of publicity committees, and the number of meetings held to announce the surveys in various towns made these laymen conscious of the community problem that they themselves were attempting to handle. Then too, appointment slips, placards, and other advertising material distributed by these workers gave them a further role in this public health project. The Sunday preceding the survey date was given by many pastors for health talks given by members of our Speakers' Bureau to arouse enthusiasm.

Fluoroscopic chest examinations of migrants and workers in a chicken slaughterhouse in Middlesex County continued each summer in co-operation with the Middlesex County Tuberculosis League and Welfare Board.

#### IMMUNIZATION CLINICS

District nurses of the Bureau of Child Hygiene and this Program co-operated in persuading mothers to bring their children to public schools for diphtheria toxoid in two doses, and vaccinations, at Port Norris, Haleville, and Gouldtown. This service required visits to homes far apart in rural areas. This work was completed on 199 children after a study revealed that vaccination was not required for school entrance nor was diphtheria immunization practiced in farm districts.

#### POST-GRADUATE OPPORTUNITIES

The Second Annual Nurses' Institute sponsored by this Program and the Colored Graduate Nurses' Association was held in Trenton, New Jersey. The general subject, "The Public Health Nurse in National Defense", was discussed by such prominent leaders as Dr. J. S. Peterson, District Health Officer, Harlem Health Center, New York City, Miss Rheva Speaks, Director of Nurses, Freedman's Hospital, Washington, D. C., Mrs. Mabel K. Staupers of the National Association for Colored Graduate Nurses, Miss Gertrude McLaughlin, Educational Director, Bureau of Maternal and Child Health and Miss Annabel Cadwallader of the Bureau of Venereal Disease Control, State Department of Health, and Mrs. Pauline Moore, Dietitian of Mercy Hospital, Philadelphia. The total attendance was approximately 200 with 28 registered nurses present.

#### CO-OPERATION WITH HEALTH AGENCIES

The Lawnside Keep Well Station maintained by the Bureau of Child Hygiene is now supplied by a nurse from this Program who works among residents of that town and the East Berlin District. In co-operation with a community council and the Episcopal Diocese, a new building for the Baby Station was erected to expand the health and welfare services in Lawnside.

Another of the nurses of this Program assisted in the Venereal Disease Clinic and with the health educational work among the migrants in Middlesex County during the summers of 1941 and 1942. In the clinic, Wassermann blood specimens were taken on all migrants and treatment was administered to those needing it.

#### SUMMARY

|                                                                                                         |        |
|---------------------------------------------------------------------------------------------------------|--------|
| Number of counties participating in our Health Education Program .....                                  | 14     |
| Total number Health Meetings .....                                                                      | 96     |
| Approximate number of people contacted through health meetings and other health educational media ..... | 7,775  |
| Number of pieces of literature distributed .....                                                        | 16,150 |

#### Case-finding Program

##### X-ray Surveys—

|                 |           |
|-----------------|-----------|
| Elizabeth ..... | Total 132 |
| Passaic .....   | Total 536 |
| Newark .....    | Total 713 |
| Trenton .....   | Total 398 |
| Princeton ..... | Total 365 |

|                                                              |       |
|--------------------------------------------------------------|-------|
| Total apparently well people X-rayed .....                   | 2,144 |
| Fluoroscopic survey among migrants in Middlesex County ..... | 1,725 |

#### Immunization clinic

##### Port Norris

|                        |    |
|------------------------|----|
| Vaccinations .....     | 36 |
| Diphtheria Toxoid .... | 45 |

##### Haleville

|                        |   |
|------------------------|---|
| Vaccinations .....     | 6 |
| Diphtheria Toxoid .... | 9 |

##### Lawnside

|                         |     |
|-------------------------|-----|
| Diphtheria Toxoid ..... | 123 |
|-------------------------|-----|

|                          |     |
|--------------------------|-----|
| Totals—Vaccination ..... | 42  |
| Diphtheria Toxoid .....  | 177 |

## Blood tests taken at close of health meetings:

|                     |       |
|---------------------|-------|
| Egg Harbor .....    | 27    |
| Pleasantville ..... | 29    |
| Saddlertown .....   | 25    |
| Cape May .....      | 18    |
| <hr/>               | <hr/> |
| Total .....         | 99    |

## HEALTH EDUCATION SUMMARY

The Speakers' Bureau consisted of 16 physicians in various sections of the State. They were used for the Health Meetings and church health talks.

Number of showings of sound films—28.

## Films shown:

- I Choose To Live—Cancer.
- Enemy X—Cancer.
- With These Weapons—Syphilis.
- Three Counties Against Syphilis—Syphilis.
- They Do Come Back—Tuberculosis.
- Good-Bye Mr. Germ—Tuberculosis.
- Let My People Live—Tuberculosis.
- In Defense of the Nation—Syphilis and Gonorrhea.
- Plain Facts—Syphilis and Gonorrhea.
- On Guard—Pneumonia.

## Organizations and Agencies co-operating:

- N. J. State Tuberculosis League.
- Middlesex County Tuberculosis League.
- Mercer County Tuberculosis League.
- Union County Tuberculosis League.
- Princeton Tuberculosis League.
- Passaic County Tuberculosis League.
- N. J. State Federation of Colored Women's Clubs.
- N. J. State Medical Association.
- Commonwealth Dental Society.
- Burlington County Parent-Teacher Association.
- N. J. Field Army for the Control of Cancer.
- Atlantic City Graduate Nurses' Association.
- Public Schools—Salem, Burlington, Trenton, Atlantic City, Woodstown, Woodbury, Lawnside, Port Norris, Haleyville, and The Bordertown Manual Training School.

## Professional Rosters Compiled:

Colored physicians, dentists, and nurses with geographic distribution.

## Annual Report of the Bureau of Venereal Disease Control

For the Year Ending June 30, 1942

By GLENN S. USHER, M.D., *Chief*

The former Chief of the Bureau of Venereal Disease Control, Dr. Daniel Bergsma, was commissioned as a Captain in the Medical Corps of the U. S. Army, May 1, 1942, and appointed V. D. Control Officer for the Eastern Defense Command and First Army. His absence and many other changes in personnel have hampered the work of the Bureau and the preparation of this annual report.

During the year 1941-1942, emphasis has been on activities directly associated with the war. The Bureau has continued to do all the serologic tests for reagin for Selective Service and for the Army Recruiting Stations. These have been done at the three auxiliary laboratories established last year in cooperation with the Paterson, Newark and Camden Health Departments. A total of 156,395 tests of selectees were made during the year. Of these, 2,241 were positive, a rate of 14 per thousand. This testing program for Selective Service offered the best statistical information we have ever had as to the prevalence and distribution of syphilis in this State. To assist the State Department and local health departments in deciding where control measures needed most to be intensified, a detailed study of the first hundred thousand reports by city and draft board was made and published in the February 1942 issue of "Public Health News\*."

Since September, 1940, when selective service became effective, each selectee with a positive or doubtful blood test result has been notified by letter of his need for further examination and probably medical treatment. This letter has been followed up by a home visit by a public health nurse of the State or Local Health Department, if the individual did not respond or confirmation was not received from his physician that the individual had assumed responsibility for his medical care. As a syphilis case finding measure, the examination of men for military service has been of tremendous

\*Blood Testing 105,581 Draftees, Daniel Bergsma, M.D., Public Health News, N. J. State Dept. of Health, Feb. 1942.

value, for since selective service began in September, 1940, to June 30, 1942, there have been 3,655 men with positive tests and 1,578 with doubtful test results. Only 15% had been previously reported by physicians as under treatment. In addition during the past year, 870 men deferred because of gonorrhoea have been followed up in the same way as the syphilitics. Through the follow-up of infected men to insure prompt medical care, the period of their deferment from military service has been shortened considerably in many cases.

#### BLOOD TESTING ON REGISTRATION DAYS, FEBRUARY, 1942

One of the most important accomplishments of the past year was the registration day blood-testing program on February 14, 15 and 16, 1942. In communities where the rate of syphilis was comparatively high, as shown by the experience in blood testing the first 105,000 men for selective service in this State, the local health officer was asked to assist in arranging for the examination of the men who registered. The State Selective Service assisted by instructing local selective service boards to cooperate, but all the work of collecting the specimens was done through the voluntary services of practicing physicians, nurses, and other health workers. Seven hundred doctors and four hundred nurses assisted. In some instances, teachers, boy scouts, hospital assistants, and others helped with clerical work. More than 46,000 men were blood tested, of whom 3,300 gave positive or doubtful reactions for syphilis. As this blood testing service was arranged for particularly in places where the rates for syphilis were higher than the general rates for the State, the number of positive results was higher than the general rate for the State. The same follow-up procedure as is used with selectees was put in motion. As a result, about 2,500 men have been diagnosed as having syphilis weeks or months in advance of their call for military service and valuable time has been gained in starting treatment.

#### TRI-STATE CONFERENCE

A tri-state conference of health, police, and welfare agencies of New York State and City, Pennsylvania and Philadelphia, and New Jersey was called on December 8, 1941, by the Chief of the Bureau of Venereal Disease Control to discuss the control of the venereal diseases, prostitution and related problems in the Fort Dix area. The decision to call such a conference was prompted by information secured through interviewing infected soldiers at Fort Dix. This indicated that only 32% of the men who acquired gonorrhoea after arrival at Fort Dix were infected in New Jersey, the other 68% having acquired their infection outside of this State, chiefly in New

York City and Philadelphia while on furlough. A similar percentage of syphilitic infections acquired by the men at Fort Dix was acquired outside the State.

The conference was attended by 34 officials who discussed their problems and procedures. Better understanding and closer cooperation between all agencies concerned resulted from this meeting. The conference adopted a resolution to combat prostitution in every way possible.

#### INTERVIEWING AT THE ARMY INDUCTION STATIONS

A public health nurse of the Bureau has been on duty six days a week at each of the two Army Induction Stations of this State. As the men were examined by the Army Examining Team, those not accepted for service because of a diagnosis of gonorrhoea or syphilis, have been referred to the nurse for an interpretative interview and for assistance in planning for medical care. The nurse sends a form letter immediately to the physician or clinic to which the patient expects to report. In a few instances of primary syphilis, it was possible to arrange to have the men admitted on the same day to a hospital for rapid arsenotherapy (5-day treatment).

In addition to planning treatment for the rejectee, the purpose of the interview is to help the infected man to arrange for the examination of contacts or to secure from him information about his contacts. The information secured was referred to the proper agencies for follow-up. During the year 886 men infected with venereal disease (277 syphilis, 609 gonorrhoea) were interviewed at the Induction Stations, 372 of them giving some useful information about contacts.

Changes have been made in the Selective Service procedure from time to time. From a public health standpoint, the program carried on during January and February was ideal. Then the complete physical examination was given at the Army Induction Station. Special arrangements were made for rapid laboratory service. Blood specimens were taken as soon as the men arrived at the Armory and the results were available the same day before the men left, so that all men suspected of having syphilis or gonorrhoea could be interviewed before they were sent home. Because many states could not render this rapid laboratory service, all states were required to resume the former practice of blood testing the men at the local boards, and deferring those found to have positive or doubtful tests. Therefore, the great majority of men interviewed at the Armories, except for the two months of January and February, were infected with gonorrhoea, most of the syphilitics having been weeded out by blood tests at the local boards. Follow-up of these syphilitics was instituted by letter as described in the second paragraph of this report.

As time permitted our nurses also interviewed at the Induction Stations the men deferred because of tuberculosis. From February 1 to June 20, 1942, there were 444 of these interviews. In many instances the shock to the individual of being told that he probably had tuberculosis was severe, and he was most grateful for the opportunity of discussing his problem. Reports of all cases of tuberculosis were forwarded by the nurses within 24 hours to the Bureau of Local Health Administration for follow-up.

#### MILITARY CAMPS

Since April 27, 1941, Public Health Nurses of this Bureau have interviewed men under treatment for syphilis or gonorrhea at the Station Hospital at Fort Dix, in order to secure information about source of infection and contacts. This has yielded valuable results in securing names of women who are spreading disease, places which are being used for assignation or prostitution, and communities in which greater control efforts are indicated.

Fort Monmouth and Hancock reported their cases of venereal disease and forwarded contact information to this Department for follow-up. Members of the staff have been in touch with the officials at Camp Kilmer and are working closely with them in preventing the spread of venereal disease.

Careful studies have indicated that there has been no increase in the civilian venereal disease problem in the area around Fort Dix, Fort Monmouth or Fort Hancock. Most of the infections acquired by men stationed at Fort Dix were acquired in the cities of Philadelphia, Trenton and New York City. A number of the infections acquired by service men in the city of Trenton were acquired from prostitutes who came in by train, bus or private car from out of the State and stayed at Trenton only to obtain for themselves some of the soldiers' money on pay day.

A representative of the Department has spent most of his time in the Fort Dix area cooperating with local and State police and health and welfare agencies in a very successful effort to prevent commercial and clandestine prostitution. The effectiveness of his work was increased by the fact that he was thoroughly familiar with the area through the program of venereal disease education and vice repression that the Bureau had carried on since the C.C.C. first began to use Camp Dix Hospital for a treatment center. A careful check on the eating, drinking, and amusement places in the area and the women and girls employed therein has been an effective way of detecting situations which might have become a menace to health.

A male investigator has been employed to carry on the same type of work in the area near Camp Kilmer, which was opened in June near New Brunswick. Arrangements have been made for a clinic at the Middlesex

County Workhouse and also the Burlington County Workhouse, chiefly for the treatment of infected women arrested on vice charges and vagrancy in these army camp areas.

#### CASE WORK PROGRAM

Public health nurses of the State Department have continued to assist local health departments in venereal disease case-finding and case-holding, with headquarters in the following cities: Trenton, Camden, Hackensack, Paterson, Passaic, Weehawken, Dover, Plainfield, Mt. Holly, Pitman, and the Oranges and Maplewood. In addition a nurse was assigned to Somerset County and one to Bayonne where the building of large dry docks by the Navy Department has brought an influx of workers. Arrangements have been completed for the assignment of a nurse to Atlantic City on July 1, as the use of this resort as a training camp by the Army Air Corps will increase problems of prostitution and venereal disease control.

Since the war, unemployment does not complicate medical care as much as it did during the depression. Clinic attendance throughout the State is slightly less than formerly, and the emphasis in epidemiological investigations has changed slightly; the nurse is more closely associated with the private physician and more referrals for investigation of sex contacts come from his patients than in previous years. There has also been an increase in referrals by private physicians of delinquent patients.

Work with men rejected for military service by the local draft boards, induction stations, and cantonment hospitals, has brought challenging problems for the nurse. It was necessary for her to understand the meaning to the young man of rejection from military service with a diagnosis of syphilis or gonorrhea. Would such a diagnosis involve an emotional rejection of, or by, his parents? Would industry reject him? Some of the tasks of the nurse were to determine whether or not to act as a "crutch" for the infected man to lean upon, how to motivate him to act for his health and that of other members of his family, and when it was necessary to use other community agencies to help meet his needs.

All but fifteen of the existing clinics are serviced by epidemiologically trained public health nurses of the State Health Department or a local health agency, but in many instances the case-load is heavier than desirable and lack of clerical assistance prevents maximum use of worker's time for epidemiological work.

## TRAINING OF PERSONNEL

A reduction in the budget for training of personnel permitted the sending of only two public health nurses to the three months' course in Applied Epidemiology at the Institute for the Control of Syphilis, University of Pennsylvania. A total of twenty-two nurses have been sent by the Bureau for this special training. Through the extension division of Rutgers University, the two-point credit course titled "The Public Health Control of Venereal Diseases" was repeated for nurses in the Camden and Newark areas. Forty nurses were enrolled in these courses. The in-staff education program for nurses was continued through monthly staff meetings. The theme of the year's study was the purpose and technique of the interview.

A refresher course for practicing physicians which was carried on so successfully last year was not given this year because of lack of funds.

## DIAGNOSTIC PROCEDURES

The number of blood tests performed by laboratories in this State continues to increase, more than 800,000 tests having been reported during the past year by 93 laboratories.

The Syphilis Standardization Laboratory in Camden has supplied more than a hundred laboratories in the State with Mazzini antigen and saline. This is sent free of charge to any laboratory in the State as a method of securing more uniform and reliable results in different laboratories. Standardized lyophile serum was sent to a few laboratories, but the plans for checking all laboratories with a standardized serum has had to be held in abeyance since the facilities of the Standardization Laboratory have been required for Selective Service work.

Progress has been made in the development of adequate gonococcus culture service in this State. During the year 3,800 cultures have been done for two of the large clinics of the State. This work has been done in the special G. C. Culture Laboratory established by the Bureau in Newark. Similar laboratory facilities are being developed in Camden and Trenton and four technicians have been sent to the Venereal Disease Research Laboratory of the U. S. Public Health Service at Stapleton, Staten Island, for special instructions in gonococcus culture technique.

A satisfactory plan for keeping gonococci viable during the time between the collection of the specimen and its arrival at one of these special laboratories by mail has been worked out. The service will be offered soon to all clinics and physicians in communities which can provide refrigerator space for storing culture media and incubator space for growing specimens.

## TREATMENT

Ninety-three clinics were in operation this year with a monthly average of 9,452 cases under treatment for syphilis and 965 cases under treatment for gonorrhoea. Of these clinics, 34 treat syphilis only. An effort will be made during the coming year to expand their facilities to take care of cases of gonorrhoea also.

The Bureau has supplied standard drugs to these clinics; chiefly neoarsphenamine, mapharsen, and bismuth for the treatment of syphilis, and sulfathiazole for the treatment of gonorrhoea. Sulfathiazole is recommended for both simple and complicated cases of gonorrhoea in men, women, and children as carefully conducted studies have proved this to be the most effective method of treatment. Instruction sheets are supplied to physicians with this drug. The Bureau has matched funds with local health departments to pay 90 physicians an honorarium for clinic services.

Drugs are also supplied to private physicians who request them for indigent and semi-indigent patients.

## RAPID ARSENOTHERAPY\*

"Recent trials of the massive-dose method of arsenotherapy of syphilis in several New Jersey hospitals have indicated the advisability of some form of standardization or uniform record system for this important practice. The State Department of Health has undertaken to provide at least the latter so that an intelligent evaluation of results as carried out by scattered institutions can ultimately be made.

"Twelve hospitals in ten municipalities throughout New Jersey are known to have begun treatment of early cases by the intensive arsenotherapy method. There may be others that have not come to the attention of the Bureau. The bulk of the total number of patients treated, however, has been handled in one institution—the Essex County Isolation Hospital at Belleville—where an energetic program is carried on for the major venereal disease treatment centers in Essex County. But the new technique is spreading gradually and increasing numbers of general hospital beds are being provided for its use.

"Highly variable methods of executing the method of the five-day-continuous-intravenous-drip originally devised by the Mount Sinai Hospital group in New York have been encountered. Hardly two institutions have

\*The paragraphs which follow were extracted from an article entitled "Intensive Arsenotherapy of Syphilis in New Jersey Hospitals," by Milton I. Roemer, M.D., Medical Assistant of the Bureau of V. D. Control. Journal of the Medical Society of New Jersey, September 1942.



used the identical routine and many irregular departures from the recommended procedures have been observed. The total dosages given have varied widely. The solvents for the intravenous infusion have varied. The toxic effects considered contraindications to continuance of the treatment have been different. Treatment has been stopped, for example, after a slight primary fever and not resumed—whereas it should have been resumed after the temperature subsided. The stages of the disease submitted to intensive treatment have been unusual including a late latent case in one institution and several cases of late central nervous system syphilis in another. Trivial administrative problems—such as need for the occupied bed by another patient or the displeasure of the syphilis patient, with voluntary termination of the treatment—have interfered with the proper routine.

"All of these difficulties have pointed up the need for some uniform method of administering the rapid method of arsenotherapy in New Jersey hospitals—or at least a uniform record system, so that what happens to patients handled in different ways will be ascertainable in the future. Variability in methods is not, in itself, undesirable so long as essential data for ultimate evaluation is kept. For this reason the Bureau of Venereal Disease Control has prepared a record-form for use on all cases of syphilis treated by the massive-dose method. On this form, space is provided for recording all essential data which may be of importance in ultimate appraisal of the outcome of the particular case."

#### LYMPHOGRANULOMA VENEREUM

Through the cooperation of the medical staff at the Station Hospital, Fort Dix, and laboratory and clinic personnel at the Orange Memorial Hospital, human Frei antigen for the diagnosis and treatment of lymphogranuloma venereum has been made available free to the private physician and clinics throughout the State and Army hospitals.

#### THE PRE-NATAL LAW

TABLE NO. 1.—PRE-NATAL BLOOD TESTS AT APPROVED LABORATORIES IN NEW JERSEY

|                      | Total<br>Number | Number of<br>Pos. Results* | Percent<br>Positive |
|----------------------|-----------------|----------------------------|---------------------|
| Jan.-June 1939 ..... | 19,752          | 272                        | 1.38                |
| July-Dec. 1939 ..... | 23,111          | 368                        | 1.59                |
| Jan.-June 1940 ..... | 25,721          | 354                        | 1.33                |
| July-Dec. 1940 ..... | 27,219          | 381                        | 1.38                |
| Jan.-June 1941 ..... | 30,305          | 421                        | 1.39                |
| July-Dec. 1941 ..... | 32,547          | 453                        | 1.39                |
| Jan.-June 1942 ..... | 39,003          | 545                        | 1.38                |

\*Positive tests contain probably 15% duplication. Number of different persons not known from all laboratories.

Physicians have been asked to report by pre-natal and post-natal questionnaires on the status of their cases. Information gathered from 328 questionnaires during 1941 indicate that only about 40% of the tests are done before the fifth month of pregnancy. Of the 328 cases, 43% knew they were infected and had been treated before the pre-natal test was submitted. When the questionnaires were returned following the tests, the percentage under treatment had been increased to 77. Public health nurses of the Bureau of Maternal and Child Health, the Bureau of Local Health Administration, the Bureau of Venereal Disease Control and private agencies are making a special effort to assist physicians in getting all pre-natal patients under treatment, promptly and regularly.

Post-natal questionnaires are sent to physicians to encourage blood testing of the babies born to syphilitic mothers. A study of 115 of these completed questionnaires indicates that many babies are not tested at least during the first year of life. Of the 25 babies who were tested, two had positive tests. Of the 115 questionnaires, 12 reported that the baby was stillborn, or died soon after birth.

#### THE PRE-MARITAL BLOOD TEST LAW

The law requiring pre-marital blood test for syphilis has been in effect for four years. Four thousand positive blood tests discovered before, rather than after marriage, speak eloquently of the value of this law.

TABLE NO. 2.—PRE-MARITAL BLOOD TESTS AT APPROVED LABORATORIES IN NEW JERSEY

|                        | Total   | Positive | Percent<br>Positive | Persons<br>Married |
|------------------------|---------|----------|---------------------|--------------------|
| 1938—(July-Dec.) ..... | 30,801  | 426      | 1.38                | 28,912             |
| 1939—(Full Year) ..... | 68,021  | 928      | 1.36                | 63,790             |
| 1940—(Full Year) ..... | 87,622  | 1,120    | 1.28                | 82,118             |
| 1941—(Full Year) ..... | 100,947 | 1,384    | 1.37                | 93,076             |
| 1942—(Jan.-June) ..... | 51,158  | 766      | 1.49                | 50,198             |

Efforts have been continued to learn from the physicians who submit these specimens what happens to the individuals with positive tests.

TABLE No. 3.—THE OPERATION OF THE PRE-MARITAL LAW AS INDICATED BY 881 QUESTIONNAIRES SUBMITTED BY PHYSICIANS IN 1941

|                                                                           | No.        | Percent        |
|---------------------------------------------------------------------------|------------|----------------|
| Marriage Certificates Granted<br>(i.e. Cases considered non-communicable) | 561        | 63             |
| Marriage Certificates Refused                                             | 305        | 35             |
|                                                                           | <i>No.</i> | <i>Percent</i> |
| Marriage Postponed                                                        | 190        | 62             |
| Married Out of State                                                      | 29         | 10             |
| Marital Status Unknown                                                    | 86         | 28             |
| Not Stated                                                                | 15         | 2              |
|                                                                           | 881        | 100            |

During 1941, 63% of those with positive tests were permitted to marry as compared to 43% in 1939, the first year of the pre-marital law. This is due undoubtedly to a better understanding on the part of physicians that the law does not prohibit the marriage of persons who are in a non-communicable stage of syphilis.

In 1939, 20% of those who were refused certificates were married in another state. This last year only 10% evaded the law in this way.

Three months after the date of the pre-marital test, a second questionnaire was sent to the physicians of the 881 persons reported on in Table No. 3, and 502 or 57% were still under treatment. The remainder were referred to the local health department for follow-up as delinquent patients.

#### FOLLOW-UP OF EARLY CASES OF SYPHILIS

The Bureau has continued the plan of sending, at the end of three months and again after one year, a questionnaire to each physician who reports a case of early syphilis. The cooperation of private physicians in completing these questionnaires has been gratifying: 98% returned the "three-months-after" and 96% returned the "one-year-after" questionnaires.

TABLE No. 4.—RESULTS OF INVESTIGATION OF EARLY CASES REPORTED IN 1941 BY PRIVATE PHYSICIANS THREE MONTHS AFTER RECEIPT OF REPORTS

|                                                                       | No.   |
|-----------------------------------------------------------------------|-------|
| Patients still under treatment by same physician                      | 1,276 |
| Patients referred to other physicians or clinics and reported by same | 220   |
| Other disposition                                                     | 106   |
| Patients delinquent from treatment                                    | 754   |

#### Result of Investigation of Delinquents by Local Health Departments:

|                                         |     |                         |
|-----------------------------------------|-----|-------------------------|
| Returned to treatment with private M.D. | 294 | } 65% total delinquents |
| Returned to treatment with clinic       | 197 |                         |
| Could not be located                    | 131 |                         |
| Moved away                              | 66  |                         |
| Disposition unknown                     | 66  |                         |
|                                         | 754 | 2,356                   |

TABLE No. 5.—RESULTS OF COMPLETED INVESTIGATION OF EARLY CASES REPORTED IN 1940 BY PRIVATE PHYSICIANS THREE MONTHS AND ONE YEAR AFTER RECEIPT OF REPORTS

|                                                                | No.   | Percent |
|----------------------------------------------------------------|-------|---------|
| Patients still under treatment by same physicians:             |       |         |
| Received 20-20 treatments                                      | 144   |         |
| Received less than 20-20 treatments                            | 338   |         |
|                                                                | 482   | 31      |
| Patients discontinued treatment after at least 20-20 treatment | 139   | 9       |
| Referred to other clinics or physicians and reported by same   | 181   | 12      |
| Delinquent patients returned to treatment                      | 388   | 26      |
| Delinquent patients not located, moved away, etc.              | 330   | 22      |
|                                                                | 1,520 | 100     |

#### MIGRANT WORKERS

During the summer of 1941, special clinics were established in Freehold, Hightstown, and Cranbury, as in the previous summer, to serve the Negro migrants who come from the South to Monmouth, Middlesex, Mercer Counties, during the potato picking season. It was not practical to send a team of doctors, nurses, and clerks to the farms to collect blood specimens as was done in the previous summer. However, farmers in the area were requested to send these workers to the clinics for blood tests. The number of persons tested was 1,692 as compared to 2,521 persons tested the previous summer. Of those tested, 456 had positive results and were treated at the summer clinics during their stay in New Jersey, as compared to 746 during the previous summer.

Plans have been made for cooperation during the summer of 1942 with the Farm Security Administration which has established camps for migrant farm laborers near Burlington, Swedesboro, and Bridgeton. All residents of these camps are to be tested for syphilis upon arrival. Drugs and supplies for treating those found to be infected will be supplied by the Bureau. The special clinics at Hightstown, Freehold, and Cranbury will be reopened as the need warrants.

## INDUSTRIAL PROGRAMS

Cooperation is being extended to industry in the blood testing of employees for syphilis. Forty-two of the large industries in the State are known to require pre-employment blood tests and some include blood tests as part of the routine physical examination of all employees. Among the large industries which began this program during the year were the Wright Aeronautical Corporation of Paterson and the RCA of Camden. We believe that many other industries are doing some blood testing. Conferences were held with State C.I.O. leaders for the purpose of explaining the program and also with many industrialists and plant physicians. A noteworthy local program was carried on in Irvington, where the Health Officer arranged for a meeting with a committee of a manufacturer's division of the Chamber of Commerce, which adopted a resolution urging the cooperation of Irvington industries. The Bureau agreed to furnish the equipment and to assist the laboratory of the Irvington Health Department in performing the blood tests as necessary, with the industries agreeing to provide physicians to collect the specimens. One hundred fifty plants accepted the plan and some have already put it into effect.

In promoting the examination of employees in industry, the Bureau has endeavored to protect the infected employee against unjust discrimination. The attitude of the Bureau in this regard has been stated in a recent article in *PUBLIC HEALTH NEWS\** as follows:

"Special understanding of the problem of infectiousness should be imparted to plant managements and workers' representatives. The fact that syphilis and gonorrhoea are essentially venereal (sexual) infections must be stressed since there is wide misconception on the risk of communicability. Many workers have been unjustly discharged merely because of a positive Wassermann report on the supposition of the employer that he was protecting other workers from infection. It must be kept in mind that most cases of syphilis found in industry are in the late stages (more than four years since onset of infection) which are non-infectious even by venereal contact—much less casual day-to-day contact—irrespective of treatment received. With early cases (of less than four years' duration), protection against communicability even by sexual exposure is offered by prompt anti-syphilitic therapy. As for gonorrhoea, while it is infectious so long as any symptoms continue, adult cases acquiring the infection extra-genitally are virtually unheard of. The new sulfonamides (particularly sulfathiazole and sulfadiazine), furthermore, can cure about 90 per cent of all cases within a month."

\*Venereal Disease Control in New Jersey Industry, Milton I. Roemer, M.D. *Public Health News*, New Jersey State Department of Health, Trenton, N. J., August 1942.

## SOCIAL HYGIENE EDUCATION

The educational program has been continued chiefly through the distribution of pamphlets and the use of motion picture films, of which there were ninety-one showings to audiences totaling more than five thousand persons. The Bureau has assisted the New Jersey Tuberculosis League, which is developing a Social Hygiene Program this year following the disbanding of the New Jersey Social Hygiene Association. A member of the staff served on the program committee and arranged for an exhibit of literature for the Spring Conference on tuberculosis and social hygiene which was arranged by the New Jersey Tuberculosis League.

Two members of the staff are serving on the Advisory Committee on Social Hygiene Education of the State Department of Public Instruction. In line with the recommendations of this committee that sex education should be an integrated part of the school curriculum and carried on by the school staff, no lectures have been given in high schools this year, but materials have been supplied to teachers upon request. The interest of the Bureau in sex education continues, and opportunities to cooperate in this program are welcomed. Pamphlets are mailed to individuals upon request, and are distributed to local organizations such as Parent-Teacher Associations.

Pamphlets have been supplied to local selective service boards, to the induction stations, and to the Station Hospital at Fort Dix for distribution to soldiers and prospective soldiers.

## DEPARTMENT OF HEALTH

TABLE No. 6.—CASES OF VENEREAL DISEASES REPORTED IN NEW JERSEY,  
JANUARY 1—DECEMBER 31, 1941\*

| County                                 | Gonorrhoea   |            | Syphilis     |              | Chancroid |          | Total         | Popu-<br>lation  | Rate<br>per M. |
|----------------------------------------|--------------|------------|--------------|--------------|-----------|----------|---------------|------------------|----------------|
|                                        | M.           | F.         | M.           | F.           | M.        | F.       |               |                  |                |
| Atlantic .....                         | 174          | 29         | 530          | 401          | 0         | 0        | 1,134         | 124,066          | 9.1            |
| Bergen .....                           | 171          | 37         | 267          | 221          | 1         | 0        | 697           | 409,646          | 1.7            |
| Burlington<br>(Ft. Dix Included) ..... | 539          | 14         | 250          | 87           | 9         | 0        | 899           | 97,013           | 9.2            |
| Camden .....                           | 173          | 29         | 345          | 299          | 0         | 0        | 846           | 255,727          | 3.3            |
| Cape May .....                         | 46           | 4          | 64           | 50           | 2         | 0        | 166           | 28,919           | 5.7            |
| Cumberland .....                       | 72           | 8          | 162          | 115          | 1         | 0        | 358           | 73,184           | 4.8            |
| Essex .....                            | 984          | 390        | 1,894        | 1,619        | 12        | 2        | 4,901         | 837,340          | 5.8            |
| Gloucester .....                       | 79           | 7          | 132          | 91           | 0         | 0        | 309           | 72,219           | 4.2            |
| Hudson .....                           | 165          | 23         | 452          | 273          | 0         | 0        | 913           | 652,040          | 1.4            |
| Hunterdon .....                        | 5            | 3          | 39           | 66           | 0         | 0        | 113           | 36,766           | 3.0            |
| Mercer .....                           | 203          | 48         | 510          | 316          | 1         | 0        | 1,078         | 197,318          | 5.4            |
| Middlesex .....                        | 116          | 79         | 230          | 136          | 0         | 0        | 561           | 217,077          | 2.5            |
| Monmouth .....                         | 160          | 49         | 442          | 306          | 2         | 0        | 959           | 161,238          | 5.9            |
| Morris .....                           | 81           | 20         | 136          | 115          | 0         | 0        | 352           | 125,732          | 2.7            |
| Ocean .....                            | 36           | 11         | 62           | 52           | 1         | 0        | 162           | 37,706           | 4.2            |
| Passaic .....                          | 162          | 25         | 355          | 188          | 1         | 0        | 731           | 309,353          | 2.3            |
| Salem .....                            | 110          | 9          | 137          | 87           | 0         | 0        | 343           | 42,274           | 8.1            |
| Somerset .....                         | 36           | 6          | 81           | 48           | 0         | 0        | 171           | 74,390           | 2.2            |
| Sussex .....                           | 18           | 4          | 26           | 12           | 0         | 0        | 60            | 29,632           | 2.0            |
| Union .....                            | 175          | 76         | 458          | 278          | 1         | 0        | 988           | 328,344          | 3.0            |
| Warren .....                           | 12           | 2          | 34           | 25           | 0         | 0        | 73            | 50,181           | 1.4            |
| <b>Total .....</b>                     | <b>3,517</b> | <b>873</b> | <b>6,606</b> | <b>4,785</b> | <b>31</b> | <b>2</b> | <b>15,814</b> | <b>4,160,165</b> | <b>3.7</b>     |

\*Cases reported from Fort Dix are included.

## Report of the Dental Health Program

For the Year Ending June 30, 1942

By J. M. WISAN, D.D.S., *Consultant*

Motivated by the deplorable dental conditions found among selectees and the lack of dental facilities for treating children of rural areas, the Dental Health Program has expanded its three activities with particular attention to rural programs: (1) Dental health education and consultive services, (2) Publication and distribution of dental health education materials, (3) Demonstration dental treatment programs.

## I. DENTAL HEALTH EDUCATION AND CONSULTIVE SERVICES

- State-wide dental health conference with 92 in attendance in Trenton
- 264 Conferences with health departments, school personnel, dentists, and voluntary agencies
- 115 Dental Health Talks and Public Discussions
- 186 News Releases
- 6 Informative News Articles
- 5 Accredited Dental Health Courses in New Jersey State Teachers Colleges and Seton Hall College. 95 persons representing 60 communities were presented scholarships (from funds equally contributed by N. J. State Department of Health and N. J. State Dental Society)
- 3 Refresher Lectures in Dentistry for Children before local dental societies (Bergen, Monmouth and Essex Counties)
- 5 Exhibits prepared for Middlesex County Dental Society
- 4 Public Dental Health Forums (Ridgefield Park, East Orange, Flemington and Vineland)
- 9 Dental Health Committees organized—5 county—4 local (with 113 lay and professional members)
- 5 Dental Society Oral Hygiene Campaigns conducted
- 32 Community Surveys to determine dental conditions among children

II. PUBLICATION AND DISTRIBUTION OF DENTAL HEALTH  
EDUCATION MATERIAL

During the first six months of 1942, interest in dental material mounted to unbelievable heights. For example, according to the records of the Depart-

ment's exhibit and film department, there were 178 showings of dental films as compared with a total of 161 of all other movie films. While 55,191 persons saw dental films, 16,031 saw all the other films sent out by the Department.

Following is a list of materials published, purchased and distributed:

| <i>Leaflets</i>                                                                | <i>No. Distributed</i> |
|--------------------------------------------------------------------------------|------------------------|
| Routine .....                                                                  | 13,210                 |
| Dental Care the Earlier the Better .....                                       | 527                    |
| Preschool Child .....                                                          | 10,094                 |
| School Child .....                                                             | 21,425                 |
| Dental Care the Earlier the Better (Reprint) .....                             | 1,172                  |
| Expectant Mother .....                                                         | 1,342                  |
| High School .....                                                              | 3,282                  |
| Bibliography (Provided by N. J. State Dental Society) .....                    | 45                     |
| Useful Baby Molar .....                                                        | 2,667                  |
| *Questions for School Children .....                                           | 4,136                  |
| *Problems for Parents .....                                                    | 13,132                 |
| *Suggestions for Use of Parents Leaflet .....                                  | 598                    |
| *Questions About Your Teeth Answered (With Hudson County Dental Society) ..... | 1,000                  |
| *Questions About Your Teeth Answered (With Essex County Dental Society) .....  | 2,000                  |
| *For Your Dental Health (card) .....                                           | 300                    |
| <b>Total number leaflets distributed .....</b>                                 | <b>74,930</b>          |
| <br>                                                                           |                        |
| <i>Posters</i>                                                                 | <i>No. Distributed</i> |
| Happyly Entering School With Healthy Teeth .....                               | 537                    |
| **Dental Health Week Poster .....                                              | 10,000                 |
| **4 Aids to Attractive Teeth .....                                             | 1,100                  |
| <b>Total number posters distributed .....</b>                                  | <b>11,637</b>          |
| <br>                                                                           |                        |
| <i>Seals</i>                                                                   | <i>No. Distributed</i> |
| Dental Care Seals .....                                                        | 5,044                  |
| <br>                                                                           |                        |
| <i>Films</i>                                                                   | <i>No. Distributed</i> |
| 7 Dental Health Films: Number of showings .....                                | 229                    |
| Number of people in attendance .....                                           | 59,639                 |
| <br>                                                                           |                        |
| <i>Forms</i>                                                                   | <i>No. Distributed</i> |
| Charts and record forms .....                                                  | 10,352                 |

\*New leaflets published during fiscal year.

\*\*New posters published during fiscal year.

### III. DEMONSTRATION PROGRAMS

#### A. Education:

1. Morris County—parents' committee visiting homes with dental questionnaires
2. Paterson—Health Department nurses visiting homes with questionnaires
3. Speakers' Bureau organized with Essex County Dental Society
4. Industrial dental health education program organized in Hoboken

#### B. Survey of dental conditions among children:

|                                                                        | <i>Urban</i>           | <i>Rural</i>            |
|------------------------------------------------------------------------|------------------------|-------------------------|
|                                                                        | <i>(6 Communities)</i> | <i>(26 Communities)</i> |
| Number of children inspected .....                                     | 6,777                  | 1,992                   |
| Percentage of children requiring treatment .....                       | 87%                    | 89%                     |
| Number of teeth per child requiring treatment ...                      | 4.8                    | 5.8                     |
| Number of lost permanent teeth per 100 children<br>(12-14 years) ..... | 111                    | 106                     |
| Percentage of children previously having fillings..                    | 33%                    | 26%                     |

#### C. Dental Treatment Programs for Children:

Type of program:

##### 1. Urban

- a. Health Department Program for Parochial School children—Paterson
- b. Health Department and Lay Committee Program for Public School and Parochial School Children—North Arlington

##### 2. Rural

- a. Program conducted in centralized clinics—Hunterdon County
- b. Program conducted in mobile trailer—Somerset and Middlesex Counties
- c. Program conducted in private offices—Monmouth County, Cumberland County and Winslow Township (Camden County)

Purpose:

To determine effective policies and procedures for dental health programs—programs that will include both dental health education and treatment.

Results attained and conclusions reached:

2,088 children from 59 communities of 8 counties received treatment.

These children received 14,410 completed operations for an average of approximately 7 completed operations per child.

During first year, 45% of children were completed—second year, 83% were completed.

For every 1,000 dentists' operating hours—

700 children were treated.

4,500 operations were performed.

400 children were completed.

## DEPARTMENT OF HEALTH

## Policies adopted for treatment programs:

First year of program, complete treatment provided for pre-school children and children up to ten years of age.

Emergency treatment provided for older children.

Age level increased by one year each succeeding year.

Dental Health Committees organized to administrate demonstration dental programs and determine indigency standards.

Consultant supervises dental treatment by spot checking—70 visits made to demonstration centers.

Emphasis placed on completion of children rather than total number of children treated.

## Personnel

| <i>First Quarter</i>         |   | <i>Last Quarter</i>       |          |
|------------------------------|---|---------------------------|----------|
| Consultant .....             | 1 | Consultant .....          | 1        |
| Clerk-Stenographer .....     | 1 | Clerk-Stenographer .....  | 1        |
| Examining Dentist .....      | 1 | Educational Advisor ..... | 1        |
| Operating Dentists .....     | 2 | Operating Dentists:       |          |
|                              |   | Full-time .....           | 3        |
|                              |   | Part-time .....           | 10       |
|                              |   | Dental Inspector .....    | 1        |
|                              |   |                           |          |
|                              |   | <i>Cost of Program</i>    |          |
| Federal—Title VI Funds ..... |   |                           | \$14,615 |
| State Appropriation .....    |   |                           | 12,000   |
|                              |   |                           | \$26,615 |
| Total .....                  |   |                           |          |

## Report of the Industrial Hygiene Service

For the Year Ending June 30, 1942

By J. WALTER HOUGH, M.D., *Chief*

## ORGANIZATION

In a conference of the Medical Preparedness Committee of the State Medical Society, June 10, 1941, a motion was passed requesting the State Department of Health to make application to the United States Public Health Service for the assignment of an industrial hygiene unit to the New Jersey State Department of Health. Following due consideration by the State Board of Health, the application was forwarded to the United States Public Health Service. This request was immediately answered with the allocation of such a unit to New Jersey with a physician in charge—his instructions being to begin the organization of such a service. Since July 18, 1941, the staff has been augmented until it consists of the following personnel: Two physicians, one nurse, one engineer, one chemist, one technician, one secretary.

The State Department of Health has contributed to a limited degree with traveling expenses, office and laboratory space, and a few other services; otherwise, the personnel and scientific equipment have been furnished on a lend-lease basis by the United States Public Health Service.

The chief function of the Industrial Hygiene Service is the promotion of the health of workers in industry. Specific activities include:

1. Surveys of establishments having war contracts, and consultation with these industries regarding their health programs.
2. Evaluation and control of specific health hazards in the plant at the request of employers, employees, State or other agencies.
3. Promotion of medical services in industry, including part-time nursing services in the small plants.
4. General educational work regarding the improvement of the health of the individual worker. The program calls for the combined services of a medical, nursing, engineering, and chemical staff.

## CLASSIFICATION OF INDUSTRIES INVESTIGATED

According to the Bureau of the Census there were 1,569,059 workers employed in New Jersey in 1940, and of this number, 571,849, or 36 percent, were engaged in the manufacturing industries. As a result of the current war effort the number of workers is considerably greater today. The following table shows the types of industries most frequently contacted by the Industrial Hygiene Service.

| <i>Industry Group</i>                 | <i>Number of<br/>Plants</i> | <i>Number of<br/>Workers</i> |
|---------------------------------------|-----------------------------|------------------------------|
| Textile-mill products .....           | 28                          | 8,749                        |
| Apparel and fabricated products ..... | 19                          | 3,787                        |
| Chemical and allied products .....    | 23                          | 14,537                       |
| Clay, glass and stone .....           | 10                          | 4,703                        |
| Iron and steel .....                  | 22                          | 19,504                       |
| Machinery .....                       | 14                          | 10,402                       |
| Transportation equipment .....        | 12                          | 65,363                       |
| Electrical products .....             | 9                           | 9,575                        |
| All other .....                       | 31                          | 20,582                       |
|                                       | 168                         | 157,202                      |

It may be observed that the largest number of workers involved in the investigations were engaged in producing transportation equipment, such as aircraft and ships, indicating that the Industrial Hygiene Service considers the protection of health of workers in this phase of war work highly important.

Investigations totaling 246 were made in 168 large and small plants. Sixty-eight percent of the 168 establishments contacted employed less than 500 workers each, pointing to the fact that small size plants which usually need industrial hygiene services are receiving attention in New Jersey.

## ENGINEERING AND MEDICAL SERVICES

Since July, 1941, 130 plants were contacted for the purpose of making evaluations of environmental hazards and their control, and of available medical services. In 21 of these plants, detailed engineering studies were made, entailing the collection of over 100 samples of air contaminated with dust, fumes, gases and pathogenic bacteria for the determination of the extent and magnitude of the hazard. Cases of dermatitis, conjunctivitis, anthrax, lead poisoning, and mercury poisoning, reported as having occurred in these plants as the result of some existing health hazard were investigated.

Included in the above were two specific investigations: a study of the mercurial health hazard in establishments engaged in fur cutting and felt hat manufacturing, and a study of anthrax in the wool and carpet industries. Although cases of anthrax, some reported fatal, in this type of industry have been followed up by other agencies in New Jersey, it has only been since the establishment of the Industrial Hygiene Service that combined bacteriological, engineering and medical surveys in such an occupation were carried out. Laboratory analysis of samples collected demonstrated the presence of anthrax organisms in scoured and otherwise partially processed wool. Recommendations were made to the management on sterilization methods for wool, and other necessary control measures calculated to lessen the anthrax hazard.

Alleged public health nuisances were also investigated and included those resulting from fumes from a rubber reclamation plant and a varnish plant, smoke and fly ash from a steel forging plant, dust from a rock wool plant and sulfur dioxide and chlorine from chemical plants.

As a result of investigations thus far made, engineering recommendations were made for improvements in the working environment for the 62,585 workers actually exposed to hazardous or toxic materials. Recommendations included, for example, measures for the control of specific hazards resulting from exposure to benzene, toluene, nitrate dope, and grinding dust in aircraft plants; goggles and shields in the control of conjunctivitis during welding operations; protective clothing, ointments, and personal hygiene in control of dermatitis from contact with oils and other dermatitis-producing materials and ventilating equipment for relief from contaminated atmospheres in several plants.

Necessary medical services were found lacking or inadequate in 58 percent of the plants contacted. These plants employed 48,522 workers. Reports to the firms stressed the need for services of physicians, nurses, or first-aid workers, as indicated; establishment of first-aid rooms or extension of present facilities; the institution of medical examination programs; and the establishment of systems of absenteeism recording. Practical suggestions for establishing such systems were offered.

For several years the Newark City Health Department has been conducting industrial health activities. To augment their program, an industrial hygiene engineer at their own request was assigned six months ago by the United States Public Health Service through the State Board of Health. The Newark unit reports 86 self-initiated investigations in plants of Newark representing 15,300 workers. With a part-time industrial hygiene physician, the activities of the Newark unit are similar and in addition to the State's service.

## NURSING SERVICES

Since the inauguration of this section six months ago, the nursing arrangements in 54 plants employing 80,000 workers have been studied. Twenty-seven concerns furnished no plant nursing facilities. Appropriate recommendations for these plants were made on the basis of personnel and the probable incidence of illness and injury. Employment of either a full- or a part-time nurse, either directly or through a local visiting nurse association (if one was available) was usually advised. In the other 27 concerns, 120 nurses were employed. This represents approximately 41 percent of all nurses reported as actively engaged in New Jersey's industries according to the National 1941 Survey of Registered Nurses.

Consultations have been held with plant management and nurses to acquaint them with the facilities of the various bureaus of the Department of Health. The co-operation of the leaders of professional groups has been enlisted to create a greater interest among nurses in the urgent needs of New Jersey's expanding industries.

## X-RAY SERVICES

During the coming year the Industrial Hygiene Service will introduce a photofluoroscopic screening project for the discovery of pulmonary tuberculosis among workers in the larger industries of New Jersey. The United States Public Health Service will furnish mobile X-ray equipment, a supervising physician, an X-ray technician and clerk for the field unit; supplementary and follow-up facilities will be supplied by this Service and the Bureau of Local Health Administration.

## SUMMARY

In carrying out the above program, a total of 246 different contacts have been made in 168 manufacturing and sales-service concerns employing 157,202 workers. This represents a relatively small portion of New Jersey's industries, yet with the industrial hygiene program being so recently inaugurated, much time necessarily has been spent in laying the groundwork, and in acquainting management, labor, the medical and nursing professions, official and semi-official agencies with the services that could be rendered. Many of the early contacts were self-initiated and were of an introductory nature, but the Service is now in a position to render a practical program for industry, other agencies and individuals.

Of the 246 contacts made, 130 were for the purpose of making medical and engineering surveys and studies in plants; 54 contacts were made in the interest of promoting nursing services in industry; 29 were made to obtain detailed information regarding medical services in industry, as a part of the study being conducted on a national scale by the United States Public Health Service, with the ultimate aim of recommending minimal standards; 13 plant executives were interviewed regarding the mass X-raying of all their personnel; and 20 follow-up inspections and conferences were conducted on previous recommendations.

The fact that specific recommendations on medical services alone were necessary in 58 percent of the establishments visited, emphasizes the need for continuing the Department's Industrial Hygiene Service.

In addition to activities of the State Industrial Hygiene Service enumerated above, the Newark Health Department's Division of Industrial Hygiene has completed engineering investigations in 86 plants with a total personnel of 15,300.



## Report of the Rabies Control Program

For the Year Ending June 30, 1942

By HENRY H. BAIR, *Veterinarian-in-Charge*

The Rabies Control Unit started the State-wide uniform licensing of dogs in the late fall of 1941, and has succeeded in getting that program well under way, so that by July 1, 1942, every municipality in the State had made a start and had shown substantial progress toward the licensing of all dogs. Up to July 1, 1942, there were 316,151 licensed dogs reported. A small number in addition have been licensed but reports on them have been delayed. A certain small percentage still remains unlicensed. Provisions made for the completion of dog licensing in the State promise that by the end of the year the percentage of unlicensed dogs in New Jersey will be very small.

On March 17 the Unit was given the task of taking over control and ultimate elimination of rabies in the State. The chart below shows the number of cases of rabies reported for the first half of the year:

| County           | Jan. | Feb. | Mar. | Apr. | May | June | Total |
|------------------|------|------|------|------|-----|------|-------|
| Bergen .....     | 4    | 0    | 2    | 7    | 1   | 4    | 18    |
| Burlington ..... | 0    | 0    | 0    | 0    | 1   | 0    | 1     |
| Essex .....      | 0    | 3    | 5    | 6    | 1   | 2    | 17    |
| Hudson .....     | 12   | 8    | 2    | 11   | 3   | 2    | 38    |
| Hunterdon .....  | 0    | 0    | 0    | 5    | 3   | 0    | 8     |
| Morris .....     | 0    | 0    | 0    | 1    | 1   | 0    | 2     |
| Passaic .....    | 2    | 1    | 2    | 2    | 2   | 0    | 9     |
| Somerset .....   | 0    | 0    | 0    | 0    | 1   | 0    | 1     |
| Union .....      | 1    | 0    | 0    | 2    | 1   | 0    | 4     |
| Total .....      | 19   | 12   | 11   | 34   | 14  | 8    | 98    |

The dog keeping establishments, that is, kennels, pet shops, shelters, and pounds, for the first time are licensed under State jurisdiction; to date there have been 456 such establishments in the State which have taken out licenses. Inspection of sanitary conditions at these establishments is being carried out as rapidly as other work allows. Of 567 municipalities, 351 to date have completed and reported the census of all dogs. The Unit provided some

services requested by New York health authorities of examination of dogs in New Jersey which had bitten residents of New York State.

Two field men, Doctors Joseph G. Moon and Paul P. Sova, have investigated cases of rabies and endeavored to trace all contacts. To the first of July, 35 animals which had been bitten by or were in immediate contact with a rabid animal, were eliminated.

There are under quarantine 19 dogs bitten or in contact with rabid animals. These dogs are regularly inspected and will not be released until the expiration of a six months' period. Seventy-three bitten persons or persons in direct contact with rabid animals have been reported to the Bureau of Local Health Administration.

It became advisable that a certain section of Hunterdon County be quarantined on account of rabies. The population of the quarantined area has given very satisfactory co-operation, with the result that unless unforeseen developments prevent, it will be possible to remove the quarantine restrictions in time to allow unrestricted gunning in the open season for game.

## Report of the Bureau of Engineering

For the Year Ending June 30, 1942

By H. P. CROFT, C.E., *Chief Engineer.*

### No. 1—NUMBER OF WATER AND SEWAGE PROJECTS EXAMINED AND APPROVED FROM JULY 1, 1941, TO JUNE 30, 1942

| <i>Character of Projects</i>                                                                      | <i>Number of Projects</i> | <i>Number of Applying Municipalities, Commissions or Companies</i> | <i>Number of Plans</i> | <i>Engineers' Estimates of Cost</i> |
|---------------------------------------------------------------------------------------------------|---------------------------|--------------------------------------------------------------------|------------------------|-------------------------------------|
| <i>Sewage:</i>                                                                                    |                           |                                                                    |                        |                                     |
| Sewer extensions .....                                                                            | 67                        | 42                                                                 | 120                    | \$876,901.40                        |
| Alterations and additions to sewer systems, sewage and/or industrial waste treatment plants ..... | 23                        | 19                                                                 | 117                    | 1,333,496.00                        |
| Sewage and/or industrial waste treatment works, systems and appurtenances, new ..                 | 19                        | 16                                                                 | 152                    | 2,912,346.30                        |
| <i>Water:</i>                                                                                     |                           |                                                                    |                        |                                     |
| New systems and supplies .....                                                                    | 19                        | 18                                                                 | 34                     | 76,782.49                           |
| Alterations, improvements and additions to waterworks .....                                       | 43                        | 36                                                                 | 64                     | 236,424.81                          |
| Totals .....                                                                                      | 171                       | 131                                                                | 487                    | \$5,435,951.00                      |
| Total of engineers' estimates of cost for the fiscal year ending June 30, 1941 .....              |                           |                                                                    |                        | \$6,118,217.34                      |

### No. 2—INSPECTIONS MADE AND CERTAIN ACTIONS TAKEN

|                                                             |     |
|-------------------------------------------------------------|-----|
| Special water inspections .....                             | 197 |
| Water complaints, conferences, hearings and meetings .....  | 64  |
| Routine water inspections .....                             | 37  |
| Special sewage inspections .....                            | 179 |
| Routine sewage inspections .....                            | 1   |
| Sewage complaints, conferences, hearings and meetings ..... | 66  |
| Railroad certification inspections .....                    | 28  |
| Creamery, laundry, dairy wastes, cannery inspections .....  | 23  |

|                                                                       |    |
|-----------------------------------------------------------------------|----|
| Cross-connection inspections .....                                    | 5  |
| Watershed inspections .....                                           | 2  |
| Gage installations .....                                              | 3  |
| Outfall inspections .....                                             | 1  |
| Paper wastes, industrial wastes and/or trade wastes inspections ..... | 17 |
| Shellfish investigations .....                                        | 4  |
| Garbage investigations .....                                          | 3  |

Fifteen man-working days were spent in the collection of samples from stream sampling stations; twenty-seven man-working days were spent in attending court trials, service of subpoenae, service of notices, and writs of injunction; one hundred and twenty and one-half man-working days were spent in attending meetings, conferences, and hearings; forty-three man-working days were spent in the investigation of sewerage facilities at gasoline stations; three hundred man-working days were spent in the examination of sewage and water plant operators, correspondence, etc.; four hundred and eighty-two man-working days were spent in stream and/or river investigations; three hundred and twenty and one-half man-working days were spent on the Raritan River survey; forty-four and one-half man-working days were spent on the Delaware River survey; nine man-working days were spent on the sampling of the South River; two man-working days were spent on the investigation of the Arthur Kill; sixteen man-working days were spent on stream survey work; three man-working days were spent on the investigation of sewage outfalls; two hundred and fifty man-working days were spent in the investigation of rural school water supplies; and seven hundred and ten and one-half man-working days were spent on Civilian Defense activities.

The following man-working days were spent in the investigation of sewage treatment plants:

|                                                  |    |                           |    |
|--------------------------------------------------|----|---------------------------|----|
| Atlantic City .....                              | 63 | Piscataway Township ..... | 4  |
| Bound Brook .....                                | 9  | Raritan, Town of .....    | 23 |
| Bridgewater Township<br>(Sherwin-Williams) ..... | 10 | Raritan Township .....    | 13 |
| Highland Park .....                              | 5  | Sayreville .....          | 6  |
| Manville .....                                   | 3  | Somerville .....          | 8  |
| Middlesex .....                                  | 10 | South Amboy .....         | 3  |
| New Brunswick .....                              | 24 | South Bound Brook .....   | 3  |
| Old Bridge .....                                 |    | South River .....         | 3  |
| (Anheuser-Busch) .....                           | 5  | Spotswood .....           |    |
| Perth Amboy .....                                | 19 | (P. J. Schweitzer) .....  | 13 |
|                                                  |    | Woodbridge Township ..... | 5  |

Sanitary inspections were made upon the following streams during the year:

|                 |                                                 |
|-----------------|-------------------------------------------------|
| Arthur Kill     | Overpeck Creek                                  |
| Barnegat Bay    | Pascack Brook, Tributary<br>of Hackensack River |
| Cohansey River  | Passaic River                                   |
| Cooper River    | Peckman River                                   |
| Crooked Brook   | Rahway River                                    |
| Delaware River  | Rancocas Creek                                  |
| Elizabeth River | Raritan Bay                                     |
| Middle Brook    | Raritan River                                   |
| Mile Run        | Shrewsbury River                                |
| Mine Brook      | South River                                     |
| Molly Ann Brook |                                                 |

|                                                                                                                  |    |
|------------------------------------------------------------------------------------------------------------------|----|
| Resolutions adopted relative to the licensing of operators .....                                                 | 15 |
| Notices issued to cease the delivery or sale of water for potable purposes unless treated and/or purified .....  | 16 |
| Resolution approving method of treatment at sewage treatment plant .....                                         | 1  |
| Notices issued in accordance with the provisions of R. S. 58:12-2 and R. S. 58:12-3 .....                        | 17 |
| Orders of Necessity issued .....                                                                                 | 7  |
| Notices issued to cease the delivery of water from unapproved sources of water supply .....                      | 14 |
| Notices issued in accordance with Chapter 146, P. L. 1939—Incolod Act .....                                      | 4  |
| Notices issued to abate nuisances in accordance with R. S. 26:2-43 .....                                         | 4  |
| Resolutions adopted rescinding notices .....                                                                     | 14 |
| Resolutions adopted rescinding approvals and permits .....                                                       | 14 |
| Resolutions adopted requesting the Attorney-General to discontinue proceedings ..                                | 15 |
| Resolutions adopted removing supplies from the Department's list of approved public potable water supplies ..... | 4  |
| Notice issued to cease the discharge of domestic sewage in accordance with R. S. 32:18 .....                     | 1  |
| Resolutions adopted approving plans .....                                                                        | 3  |
| Notices issued requiring the installation of additional purification devices at water treatment plants .....     | 2  |
| Resolutions adopted disapproving plans .....                                                                     | 4  |
| Resolutions adopted holding in abeyance the terms of notices .....                                               | 4  |
| Miscellaneous notices .....                                                                                      | 9  |
| Stream pollutions investigated .....                                                                             | 66 |
| Notices issued to cease stream pollution .....                                                                   | 12 |
| Cases of stream pollution found to be abated .....                                                               | 10 |

### NO. 3—ESTABLISHMENT OF FACTORIES ON WATERSHEDS

During the year, under the provisions of Chapter 280, Laws of 1921 (known now as Section 58:10-7 to 58:10-21), the following applications were approved for the construction of industrial plants upon watersheds in the State:

- No. 174—Dover (Metal Hose & Tubing Company)—plant for the manufacture of gas-line and oil hose, brass couplings.
- No. 175—Rockaway (Standard Container, Inc.)—plant for the manufacture of fibre shell containers and metal stampings.
- No. 176—Riverdale (A. H. Mathieu & Company)—plant for the manufacture of zinc chloride.
- No. 177—Dover (Acme Metal Products Corporation)—plant for the manufacture of steel kitchen cabinets.
- No. 178—Bound Brook (Silvray of New Jersey)—plant for the manufacture of reflecting mirrors on electric bulbs.
- No. 179—Bridgewater Township (The Singer Manufacturing Co.)—plant for the manufacture of machines.
- No. 180—Montville Township (S. B. Penick Company)—plant for the manufacture of medicinal drugs, chemicals and industrial special inorganic and organic chemicals.
- No. 181—Franklin Township (Elko Chemical Works, Inc.)—plant for the manufacture of chemicals.

### NO. 4—PRIVATE WATER SUPPLIES

Two hundred and fifteen samples of water from private sources of supplies have been examined in the Bureau of Chemistry and payment to the amount of \$1,099.00 has been made therefor through the Bureau of Engineering, which forwards and interprets the results obtained in the examination of such samples.

A charge of \$15.00 is made by the Department for a complete chemical and bacteriological examination of a sample of water and a charge of \$5.00 for a bacteriological examination.

### NO. 5—SCHOOL SUPPLIES

Nine hundred and seventy-one samples of water have been examined in the laboratory of the Bureau of Chemistry from rural school water supplies in the State during the year and copies of the results of these examinations have been sent to the local school boards, as well as the State Board of Education, through this Bureau, with comments where necessary as to the purity of the supplies. This work has been supplemented by field investigations which have been made upon the request of interested school officials.

## Report of the Bureau of Food and Drugs

For the Year Ending June 30, 1942

By WALTER W. SCOFIELD, *Chief*

The Bureau of Food and Drugs enforces laws designed to prevent the adulteration and misbranding of foods, drugs, devices and cosmetics, and also those laws passed to prevent the handling, preparation, storage and transportation of foods or drugs under unclean conditions.

The most important changes in the food and drug laws of the State resulting from the general revision of these laws in 1939 provide that packages or containers of foods and drugs are to be marked in a manner that purchasers are informed clearly and truthfully regarding the composition of the articles and the names and addresses of the persons or firms manufacturing, packing or distributing them.

*Drug Control.* During the past year emphasis has been placed upon the enforcement of the sections of the revised law which require that a drug shall be labeled with a declaration of the active ingredients, and also with adequate directions for use and with adequate warnings against use in those pathological conditions, or by children, where its use may be dangerous to health, or against unsafe dosage or methods or duration of administration or application, in such manner and form, as are necessary for the protection of users. Action has been taken to prevent the sale of dangerous drugs without prescriptions from licensed physicians.

A report concerning the placing of an embargo by the local boards of health of the State upon all sulfathiazole tablets manufactured by the Winthrop Chemical Company of New York, after certain lots of these tablets had been found to be adulterated with dangerous quantities of phenobarbital, was made in the report of this Bureau for 1940-1941. During the summer of 1941 the Winthrop Chemical Company sent its agents to all pharmacies in which the tablets had been embargoed with the agents of the local boards of health. After proper recompense had been made to the person or firm possessing the drug, the tablets were recovered and removed from the State. A separate report countersigned by the representative of the local

board of health showing the quantity of sulfathiazole tablets removed at each place was made to this Department by the Winthrop Chemical Company.

The placing of this embargo in hundreds of different retail establishments by many local boards of health of the State, proved conclusively that the system of control and co-operation as exercised by the State and local departments of health of this State functioned in a most effective manner in an emergency.

Embargoes on three hundred and seven units of a harmful solution used as a cosmetic for curling hair were placed in ten different establishments in New Jersey during 1940-1941 at the request of the Federal Food and Drug Administration. All of these packages were removed from the State at the termination of the legal action brought by the Federal Food and Drug Administration.

*Summary of Examinations of Samples of Drugs.* Certain drugs were selected for collection and examination for the purpose of ascertaining whether or not these articles were prepared and sold in accordance with the official definitions and standards and also with the provisions of law which require the declaration of the active ingredients, of adequate directions for use and of adequate warnings against unsafe use.

The following table shows the total number of the different drugs collected in these surveys together with the number of each which were found to comply with the provisions of the law, the number which differed from the official standard and the number which were misbranded:

| Product Collected             | Number Collected | Number Misbranded | Number Adulterated | Number Properly Labeled and Standardized |
|-------------------------------|------------------|-------------------|--------------------|------------------------------------------|
| Compound Sol. Cresol .....    | 10               | 3                 | 2                  | 5                                        |
| Burov's Sol. ....             | 44               | 35                | 8                  | 9                                        |
| Mild Silver Protein Sol. .... | 121              | 118               | 10                 | 3                                        |
| Hydrogen Peroxide .....       | 37               | —                 | 9                  | 28                                       |
| Antiseptic Mouth Wash .....   | 29               | 1                 | 2                  | 28                                       |
| Cold Tablets .....            | 45               | 40                | 9                  | 5                                        |
| Effervescent Headache Powder  | 111              | —                 | 109                | 2                                        |
| Worm Candies* .....           | 22               | 17                | —                  | 5                                        |
| Sulfathiazole** .....         | 1                | 1                 | —                  | —                                        |
| Mild Tincture of Iodine ..... | 44               | 34                | 9                  | 10                                       |
| Vitamin Products .....        | 7                | 1                 | —                  | 6                                        |
| Tincture Digitalis .....      | 9                | 6                 | 6                  | 3                                        |
| Fluid Extract Ergot .....     | 5                | —                 | 2                  | 3                                        |
| Miscellaneous Drugs .....     | 20               | —                 | 3                  | —                                        |

\*Worm candies containing santonin may be sold only on prescription since santonin is considered to be a dangerous drug.

\*\*Sulfathiazole is considered to be a dangerous drug and should be dispensed only on prescription of a physician.

In certain cases where flagrant violations of the law were found, prosecutions were instituted for the collection of the penalties fixed by the law.

In many cases of misbranding in which adequate directions for use and adequate warnings against possible dangers in use were omitted, warnings were sent to the persons or firms preparing and distributing the articles to correct these labelings.

*Inspection of Drug Manufacturing Plants.* During the year every drug manufacturing plant has been inspected for the purpose of determining the sanitary conditions of the plants and of the equipment used in the preparation of drugs. Inquiry was made at each of these plants regarding the competency of those persons engaged in the preparation of the drugs and also regarding laboratory control measures instituted to prevent the distribution and sale of adulterated drugs. While a number of the drug manufacturing firms employed competent persons and had installed effective systems of laboratory control, some manufacturing drug firms had not employed competent persons and had no effective laboratory control. The laws of the State provide that persons dispensing drugs at retail shall have passed an examination to determine their competency. On the other hand persons preparing drugs at wholesale are not required by law to prove that they are competent to perform this most important work. The recommendation is made that attempts be made to secure legislation which will require the examination and licensing of persons intending to prepare drugs at wholesale in a manner similar to that required of retail pharmacists.

*Dairy Farm and Milk Plant Inspection.* Title 24, Chapter 10 (Articles 1-3-4-5-6-11), Revised Statutes of New Jersey, provides for a licensing system, governs the production, handling and distribution of milk, cream and milk products in this State and places upon the State Department of Health the responsibility for assuring the fitness of these articles of food.

The same statutes place upon local boards of health of the various municipalities the responsibility for enforcing these statutes within their respective jurisdictions. Local boards of health are encouraged to co-operate with each other and to enforce the law in so far as they are able to do so, and to advise this Department in a manner that will avoid unnecessary duplication of effort.

It is necessary to place much of the responsibility for inspection upon the dealers in the industry who are expected to know that the articles which they offer for sale to the public are satisfactory for food.

This Department looks upon the errors of dairymen and milk dealers in a spirit of tolerance, offering friendly criticism until it becomes necessary to prosecute, when such action seems necessary to secure compliance with the law and protection of the public health.

During the past fiscal year special investigations were made at 67 pasteurizing plants following the receipt of laboratory reports indicating some question as to whether or not milk was being adequately pasteurized at these plants. At 30 of the plants, the records, equipment and methods appeared entirely satisfactory; at 18 it was found that pasteurizing temperature was slightly below 142° F. as shown by a test of the thermometers; at 10 it was found that the milk was not held at or above 142° F. for the full thirty minutes required by law; at two plants leaking valves in the milk line were found to be potential sources of inadequately pasteurized milk; at two plants improperly cleaned utensils appeared as potential sources of contaminated pasteurized milk; at two plants it appeared that the aging of the pasteurized milk before sampling may have caused the faulty record; at one plant milk pipe line pockets appeared as potential sources of raw milk contamination of pasteurized milk; at two plants no recording thermometer charts were available at the time of inspection.

Action was taken by the Department to correct the objectionable conditions or methods and our efforts to secure efficiently pasteurized milk will be continued.

The following table shows the number of inspections of milk plants and dairy farms made by representatives of this Department during the year:

| <i>State</i>               | <i>Number of<br/>Inspections of<br/>Milk Plants</i> | <i>Number of<br/>Inspections<br/>of Dairies</i> |
|----------------------------|-----------------------------------------------------|-------------------------------------------------|
| Delaware .....             | 5 .....                                             | 123                                             |
| District of Columbia ..... | 3 .....                                             | 35                                              |
| Maryland .....             | 6 .....                                             | 213                                             |
| New Jersey .....           | 2,403 .....                                         | 6,207                                           |
| New York .....             | 35 .....                                            | 440                                             |
| Pennsylvania .....         | 38 .....                                            | 454                                             |
|                            | <hr/> 2,490                                         | <hr/> 7,472                                     |

The following table shows the number of reports of inspections of milk plants and dairy farms received from local boards of health of this State:

| <i>State</i>               | <i>Number of<br/>Inspections of<br/>Milk Plants</i> | <i>Number of<br/>Inspections<br/>of Dairies</i> |
|----------------------------|-----------------------------------------------------|-------------------------------------------------|
| Delaware .....             | 1 .....                                             | 55                                              |
| District of Columbia ..... | 1 .....                                             | 90                                              |
| Indiana .....              | 2 .....                                             | 159                                             |
| Maryland .....             | 4 .....                                             | 358                                             |
| New York .....             | 64 .....                                            | 6,865                                           |
| Pennsylvania .....         | 40 .....                                            | 5,100                                           |
| Virginia .....             | 1 .....                                             | 28                                              |
| Wisconsin .....            | 2 .....                                             | 254                                             |
|                            | <hr/> 115                                           | <hr/> 12,909                                    |

*Milk Misbranding.* During the year it became the practice of certain milk dealers to sell milk under special symbols. A section of the State law provides that this may be done providing a statement regarding the meaning of such symbols and the food value of the milk is filed with this Department. A number of such statements were filed with this Department during the year. It has also become a practice for certain dealers to label packages of milk with the minimum butterfat content of the milk. For example, the statement "Minimum Butterfat 4%" is used on bottle caps by certain dealers. While this idea of informing the purchasers of the fat content of the milk is excellent and is encouraged by the Department, in a considerable number of cases the milk so labeled has been found to contain considerably less fat than the amount declared upon the cap or label. False and misleading information on packages of milk constitutes "misbranding" within the meaning of the law and many penalties have been collected for such violations during the year.

A number of samples of milk have been found to be misbranded in that the correct day of pasteurization of the milk did not appear upon the package. For instance, milk pasteurized on a particular day, such as Monday may be offered for sale bearing the words "Pasteurized Tuesday". Such a practice constitutes "misbranding" under the law and it has been necessary to impose penalties in a number of cases. The consumer is entitled to know the truth regarding the day and place of pasteurization of milk and every effort will continue to be made to enforce this requirement of the law.

*High-Temperature, Short-Time Pasteurization of Milk Permitted.* In February, 1942, the War Production Board announced that it was necessary to limit the use of metals in the manufacture of equipment used in the pasteurization of milk. The pasteurizing equipment in some of the milk plants

of this State was in poor condition because of long use. Milk pasteurizing equipment in which milk could be heated to a temperature of 160° F. for a period of 15 seconds had been designed using much less metal than required for equipment using a temperature of 142° F. for 30 minutes. The high-temperature, short-time method of pasteurization utilizing a temperature of 160° F. for 15 seconds had the approval of several scientific authorities and of several departments of health of other states and of the U. S. Public Health Service.

The Director of Health permitted the purchase, installation and use of high-temperature, short-time pasteurizing equipment in connection with the pasteurization of milk intended for distribution in New Jersey under the following conditions:

(a) Every particle of milk and/or cream shall be subject to a temperature of 160° Fahrenheit or more continuously for not less than 15 seconds.

(b) Each high-temperature, short-time pasteurizer shall be equipped either with an automatic milk pump stop or with a flow diversion valve. Such pump stop or flow diversion valve shall be kept, at all times, in proper working order and adjustment so that it will immediately stop the flow of milk or cream through the apparatus or divert such flow for reheating when the temperature of the heated milk or cream at the pump stop or flow diversion control bulb reaches 160° Fahrenheit during descending temperatures and shall not start the flow to the cooler until a temperature of 160° Fahrenheit is reached during ascending temperatures. Such bulb shall be so placed that any milk or cream passing the bulb will be held at least fifteen seconds by test before being discharged.

*Collection of Samples of Milk, Cream and Milk Products.* During the year 5,295 samples of milk and cream collected by agents of this Department were examined chemically. None of these samples contained preservatives and a very small number of samples of milk had been adulterated with water. A small percentage of the samples collected failed to meet the legal standards for total solids or for milk fats.

*Ice Cream Factory Inspection.* Inspections have been made of 913 ice cream manufacturing plants in this State and in adjoining states where ice cream is manufactured for distribution and sale in New Jersey. Our inspections show that these plants are, in general, operated in a satisfactory manner.

During the year, 810 samples of ice cream, sherbets and ices were collected for analysis to determine if the legal standard was maintained. In the case of four samples, which were deficient in butterfat, prosecutions were authorized for the collection of penalties.

*Bakery Inspection.* During the year 1,971 inspections have been made of bakeries in this State. Particular attention has been given to the cleanli-

ness of equipment and to the storage of ingredients used in bakery products. During the year, agents of the Bureau have stressed the importance of protecting flour and other ingredients used in bakery products from contamination by rodents and rodent excreta. Where flour and grains are stored, it is common to find rats, mice and insects, and unless great care is exercised by bakers, infestation of flour is bound to occur. We have had an excellent response from bakers on the whole and it is planned to continue this work during the coming year.

Twenty-seven informal hearings have been held to show cause why prosecutions should not be instituted for violations of the Sanitary Act and suit has been instituted for the collection of penalties in 14 cases where continued violations of the law were found.

The moving picture, "Modern Bakery", has been shown before a large number of groups of health officials and organizations interested in the sanitation of food establishments.

*Eggs.* Many investigations have been made during the year regarding the traffic in decomposed eggs. As in the past we continue to find eggs of questionable fitness getting into food channels. Due to the unscrupulous character of persons engaged in this traffic, it becomes very difficult to control the same. For instance, the operators are constantly changing their places of operation, transfers of cargoes of questionable eggs are made from truck to truck on back roads and at times trucks pass over State lines and back again to evade inspection of their contents and to avoid detection in the handling and distribution of unsound egg material. During the year it has been necessary to secure the assistance of the State Police and the police of certain municipalities in our efforts to curb this illegitimate business. Seventy-four thousand, nine hundred and twenty pounds of unsound egg material have been condemned and prosecutions have been instituted in certain cases.

*Non-Alcoholic Beverages.* A large number of samples of non-alcoholic beverages were collected for examination and to determine if they were properly labeled. As in the past, a considerable number of samples of beverages sold under the name of a particular fruit, which were prepared from artificial flavorings, were not labeled with the word "Imitation" as required by the law. Prosecutions were instituted in a number of instances and penalties were collected.

It was also learned during our investigations that certain manufacturers of beverages were using ingredients which, if not injurious, might be classed as questionable when used indiscriminately in beverages which are likely to be consumed by children. For instance, in one case of a so-called "Kola Drink", in addition to the use of a flavoring containing caffeine, the bottler

had in his possession a supply of caffeine and stated that it was his practice to add an additional quantity of this drug in the preparation of the beverage.

In other instances it was learned from affidavits submitted regarding ingredients used in beverages that brominated oils and synthetic chemicals were used in the preparation of flavorings.

In other cases labels of beverages contained statements that alkalinizing salts were used in the beverages and references were made on the labels which would imply that these beverages had medicinal value.

It is our conclusion that unless the beverage industry realizes the dangers and takes some action to prevent the use of drugs or ingredients which are questionable and discourages the use of labeling which has a tendency to bring ordinary non-alcoholic beverages into the classification of "drugs", the entire industry may suffer from adverse publicity in this connection.

Sanitary inspections have been made of the bottling plants and on the whole there has been a noted improvement in the sanitation of the plants and of the equipment.

*Apple Cider.* During the year the investigation of places where apples are pressed into cider was continued. These investigations show that a great improvement has taken place during the past two years. The educational campaign with the manufacturers has resulted in an improvement in sanitary conditions of plants and equipment and has also resulted in the adoption of a system of sorting out unsound fruit and thorough washing of fruit prior to pressing. In a few cases where little or no effort had been exercised to improve plants and methods, hearings were granted to such operators to promote a better understanding of the requirements demanded. The inspection of cider plants will be continued during the coming season.

*Canning Factory Inspection.* During the year 96 inspections were made of canning factories where fruits and vegetables are packed. On the whole a high standard of sanitation in these factories was maintained. During the year three plants were ordered to discontinue operations because of insanitary conditions and because unsound food was being packed. During the canning season, 7,485 gallons of canned foods were seized, condemned and destroyed under the supervision of agents of the Bureau. At one factory it was necessary to institute prosecution against this operator and the penalty was paid without contest.

The Bureau will continue to inspect and maintain the high standard of sanitation in our New Jersey canneries.

*Restaurant, Hotel Kitchen and Drug Store Luncheonette Inspection.* Inspections have been made of 1,911 restaurants, hotel kitchens and luncheonettes during the year. Particular attention has been given to such places

located at seashore and summer resorts. This work has been carried on as a continuous project as a means of maintaining a high standard of sanitation of eating places. While our inspection force is somewhat limited to carry on the State-wide inspection of the great number of these places in New Jersey, it is felt that great progress has been made during the campaign carried on during the past few years. Sanitary inspections have been made covering the cleanliness of kitchens, cleanliness of equipment and utensils used in the preparation and service of food, the facilities for proper refrigeration of food, the equipment for the proper cleaning of dishes and glasses and the facilities for protecting foods from contamination by dust, dirt and flies. Attention has also been given to the method of storing and disposal of garbage. Warning notices have been sent in those cases where insanitary conditions were observed and upon reinspection in almost every case the objectionable conditions were remedied. However, in three cases where repeated violation of the law occurred after warning it was necessary to bring legal action for the collection of a penalty. This important phase of sanitary inspection will be continued as a major project of the Bureau.

*Sanitation of Wineries.* During the year complaints were received by the Bureau that wineries were being operated under insanitary conditions. One winery was found to be operated under extremely insanitary conditions. An order was served upon the operators of this establishment to discontinue the manufacture and bottling of wines until the entire plant and its equipment had been cleaned thoroughly.

*Legislation.* During the past year the State Board of Health approved a proposed legislative measure prohibiting the use of hydrocyanic acid or salts thereof in the cleaning of articles used in the service of food in food establishments.

A second measure prohibiting the use of lead or cadmium in the manufacture of any vessel, utensil, faucet, refrigerator or pipe that is or will be affected by a beverage or food so that dangerous or unwholesome compounds are formed therein, was also approved.

A third measure prohibiting the sale of poisonous insecticides unless the packages were marked with the word "poison", with the skull and crossbones, with the name of the poison and the antidote and also requiring insecticides containing fluorides to be colored Nile blue, was likewise approved.

These three bills were introduced in the Legislature. The bill relating to the use of hydrocyanic acid and salts thereof was passed by the Legislature and became Chapter 43 of the Laws of 1942. The bill relating to the use of lead and cadmium in food handling equipment was also passed and became Chapter 42 of the Laws of 1942.



Technical objections were raised to certain sections of the bill relative to the marking of insecticides and this bill was not passed by the Legislature.

The State Board of Health disapproved a bill amending the requirement governing the marking of containers of pasteurized milk with the day of pasteurization by permitting the statement "Pasteurized during the 24-hour period ending 8 A. M." followed by the day of the week at the end of the period. This bill was passed by the Legislature of 1941 but did not become a law as it was vetoed by Governor Edison. This bill was reconsidered by the Legislature of 1942 but failed to pass the House of Assembly.

*Penalties.* During the year \$8,297.45 was collected in penalties and costs for violations of the Food and Drug Laws.

*Fees.* The following fees were collected during the year for licenses and permits:

|                                     |           |             |
|-------------------------------------|-----------|-------------|
| 651 Milk Permits .....              | @ \$25.00 | \$16,275.00 |
| 16 Goat Milk Permits .....          | @ 10.00   | 160.00      |
| 1 Goat Milk Permit .....            | @ 5.00    | 5.00        |
| 1 Goat Milk Permit .....            | @ 6.67    | 6.67        |
| 1 Goat Milk Permit .....            | @ 4.17    | 4.17        |
| 1 Goat Milk Permit .....            | @ 4.00    | 4.00        |
| 1 Goat Milk Permit .....            | @ 3.34    | 3.34        |
| 1 Goat Milk Permit .....            | @ 2.50    | 2.50        |
| 1 Goat Milk Permit .....            | @ 1.67    | 1.67        |
| 25 Ice Cream Licenses .....         | @ 100.00  | 2,500.00    |
| 7 Ice Cream Licenses .....          | @ 50.00   | 350.00      |
| 11 Ice Cream Licenses .....         | @ 25.00   | 275.00      |
| 30 Ice Cream Licenses .....         | @ 10.00   | 300.00      |
| 545 Ice Cream Licenses .....        | @ 5.00    | 2,725.00    |
| One Ice Cream License Fee Retained— |           |             |
| No License Issued .....             | @ 5.00    | 5.00        |
| 35 Cold Storage Licenses .....      | @ 10.00   | 350.00      |
| 10 Narcotic Drug Licenses .....     | @ 50.00   | 500.00      |
| 31 Narcotic Drug Licenses .....     | @ 5.00    | 155.00      |

1,368 \$23,622.35

SAMPLES OF MILK, CREAM, FOODS, DRUGS COLLECTED FOR ANALYSES

|                      | <i>Above<br/>Standard</i> | <i>Below<br/>Standard</i> | <i>Misbranded</i> | <i>Total</i> |
|----------------------|---------------------------|---------------------------|-------------------|--------------|
| Milk and Cream ..... | 5,089                     | 100                       | 106               | 5,295        |
| Foods .....          | 2,094                     | 240                       | 61                | 2,395        |
| Drugs .....          | 175                       | 79                        | 324               | 578          |
| Miscellaneous .....  | 40                        | 3                         | 1                 | 44           |
|                      | <u>7,398</u>              | <u>422</u>                | <u>492</u>        | <u>8,312</u> |

SANITARY INSPECTIONS MADE OF ESTABLISHMENTS WHERE FOODSTUFFS ARE PRODUCED, PREPARED, PACKED, STORED OF OTHERWISE HANDLED

|                                             | <i>Inspections</i> |
|---------------------------------------------|--------------------|
| Apple Cider Plants .....                    | 120                |
| Bakeries .....                              | 1,971              |
| Candy Factories .....                       | 77                 |
| Canning Factories .....                     | 96                 |
| Cold Storage Warehouses .....               | 281                |
| Dairies .....                               | 7,472              |
| Drug Stores .....                           | 47                 |
| Egg Breaking Establishments .....           | 108                |
| Flour Mills .....                           | 11                 |
| Food Dehydration Plants .....               | 39                 |
| Food Markets .....                          | 72                 |
| Ice Cream Plants .....                      | 913                |
| Macaroni Factories .....                    | 1                  |
| Meat Markets .....                          | 61                 |
| Meat Packing Establishments .....           | 15                 |
| Milk Plants .....                           | 2,478              |
| Miscellaneous Food Establishments .....     | 7                  |
| Non-Alcoholic Beverage Establishments ..... | 258                |
| Pickling Plants .....                       | 20                 |
| Poultry Slaughterhouses .....               | 251                |
| Restaurants .....                           | 1,911              |
| Shellfish Shipping Plants .....             | 1,590              |
| Shellfish Shucking Plants .....             | 182                |
| Slaughterhouses .....                       | 290                |
| Smoked Fish Plants .....                    | 9                  |
| Wholesale Drug Manufacturing Plants .....   | 171                |
|                                             | <u>18,451</u>      |



*Sanitary Shellfish Control.* Three field laboratories equipped with boats and operated by trained bacteriologists are maintained for the inspection, sampling and analytical work in the sanitary control of shellfish. The shellfish boat "Inspector", which is equipped with a laboratory, is also engaged in this work for six months in each year. The "Inspector" provides movable facilities for routine investigations in inaccessible areas and for special investigations.

The control work covers the fields of shellfish production, handling and marketing. Sanitary surveys are made of growing waters and contributory sources of pollution. Shipping sheds, transportation, storage and retail outlets are under inspection. Shipping certificates are issued to all wholesale dealers who comply with the Shellfish Regulations, which include a tagging system whereby each package of shellfish is identified as to source, date of production and shipment. Special attention is paid to the shucking of shellfish to ensure that only shucked shellfish of the highest sanitary quality are produced in the State.

During the last quarter of the previous fiscal year, an intensive joint investigation was conducted of the waters of Raritan Bay. The final report on this investigation, conducted under the supervision of the United States Public Health Service with the co-operation of this Department, the New York State Conservation Department, the New York State Board of Health and the New York City Board of Health was promulgated on December 26, 1941. This report recommended the condemnation for the removal of shellfish of further areas of a considerable extent in the waters of Raritan and Sandy Hook Bays. Following a number of conferences and a hearing given to interested parties at Middletown, Monmouth County, the Department adopted a resolution condemning certain areas in Raritan and Sandy Hook Bays in conformity with the joint report on April 14, 1942.

It was necessary to condemn small areas in the waters of Cedar Run Creek and Cedar Run Cove, Ocean County. Surveys of the waters of Manahawkin Bay, Ocean County, resulted in the reopening and reapproval of a part of the waters of Manahawkin Bay. Further surveys of the waters of Lake Bay, Atlantic County, indicated a considerable improvement in the sanitary quality, and a large area of Lake Bay was reopened and approved on September 9, 1941.

During the year, there were examined 2,065 samples of water, 305 samples of shucked oysters, 273 samples of shell oysters, 421 samples of hard clams, 201 samples of soft clams and 5 samples of mussels, making a total of 3,270 samples.

There were also made during the year, 1,584 inspections of shellfish handling establishments, 182 inspections of shellfish shucking establishments and 62 miscellaneous inspections, totaling 1,828 inspections.

## Report of the Bureau of Bacteriology

For the Fiscal Year Ending June 30, 1942

By J. V. MULCAHY, Chief

The past year has been an unusually busy one, this Bureau taking an active part in the national preparedness program, examining specimens from a large number of selectees, from employees in defense and industrial plants producing implements of war, and from many of the military camps located in the State, and from persons in extra cantonment areas.

The law requiring the submission of blood tests from applicants for marriage and from expectant mothers is responsible for a decided increase in the number of these examinations during the year.

Many of the men in the armed forces are getting married, some only on short furlough. These men, mostly located in nearby camps, come to the laboratory with blood specimens and request a prompt report so that they may obtain a certificate form for a marriage license before the expiration of their leave. In such cases a Kahn and Kline test only are made and in a few hours the report and certificate form can be issued. This certificate form after being signed by the attending physician is then used to obtain their marriage license.

For service men located in other states, the Director of the New Jersey Department of Health has approved the laboratories of the U. S. Army, U. S. Navy, U. S. Marine, Coast Guard and the U. S. Public Health Service to perform the blood tests from men who expect to apply for a marriage license in this State. Many of these laboratories have been supplied with the New Jersey certificate forms and in all cases when we are notified that a certificate is required for an applicant, a form is sent to each applicant to be filled in by the approved laboratory and the physician. The completed form is then given the applicant as he is required to have it with him when application for the license is made in New Jersey.

The laboratories of each State Department of Health, the District of Columbia, territorial health departments, the laboratory of the New York City Department of Health, the Philadelphia City Department of Health and the laboratory of the Baltimore City Department of Health have been approved

by the Director of Health to make blood tests from persons who wish to be married in New Jersey in compliance with the pre-marital law of this State.

A supply of New Jersey certificates has been furnished to all these approved laboratories so that certification of tests may be made on the New Jersey certificate form. While the certificate form of this State is preferred for marriages in New Jersey, a laboratory report from the above laboratories and a physician's certification will be accepted by the registrars of this State even though it is on a form issued by the state where the applicant resides. A list of the approved laboratories in this State and the approved laboratories outside this State has been furnished all registrars in this State so they may know what laboratories are approved to make blood tests in compliance with the marriage law of this State.

The laboratory of this Department has been approved by most of the states to perform blood tests on New Jersey residents who wish to be married in other states. Some few states are prevented from accepting blood tests made in this laboratory by the wording of their state statutes, or other regulation. In the case of the State of Connecticut the blood specimen must be submitted to the New Jersey laboratory by a physician licensed to practice in Connecticut, otherwise it must be sent to the laboratory of the Connecticut State Department of Health for examination and certificate form signed by a physician licensed in Connecticut. New York State, however, will not accept blood tests made in any other state laboratory.

For the information of the physicians of this State and persons who wish to be married outside the State of New Jersey, a tabulation prepared by this laboratory showing a list of states and the requirements for obtaining a marriage license in each state is shown in this report.

Individuals frequently write to this Department requesting information in regard to the requirements of the pre-marital law of this State, the necessity of a blood test, the length of time when application for marriage license must be made, and other information in reference to the blood test and marriage. To avoid lengthy letters in reply to these questions the following information was prepared by the Bureau of Vital Statistics and this Laboratory, and enclosed with the letter of reply.

#### INFORMATION ON THE PROCEDURE NECESSARY TO OBTAIN MARRIAGE LICENSES IN NEW JERSEY

The law requires that application for a marriage license be made at least three days (seventy-two hours) before the time the marriage ceremony is to be performed. An identifying witness who resides in the municipality where application for a license is made, is required to be present at the time of application. Licenses are issued by the officer known as Registrar of Vital Statistics. There is a Registrar in each city, borough and township of the State.

Some members of the armed forces of our country believe that the three-day waiting period may be waived by a local registrar, the State Registrar of Vital Statistics or some other State official. This cannot be done since the three-day waiting period is made mandatory by law.

It is legally possible, however, for one applicant to apply for a license at least three days before the hour set for the ceremony. The application must be completed by the other party twenty-four hours before the ceremony at which time the license may be obtained from the issuing officer. It is not good for use, however, until twenty-four hours after the hour of issue stated upon the marriage license.

A laboratory examination of blood and a physician's certification that the person is not infected with syphilis or if so infected, is not in a stage of the disease which may be communicable, is required of each applicant for a marriage license. A signed laboratory report and a signed and dated certification of the physician who examined the individual are required. It is not necessary that the reports be upon the form issued by this Department although our form is preferred, if available. The law requires that the laboratory blood test be made not more than thirty days before the issuance of the marriage license. The marriage license, when issued, is valid for thirty days. The laboratory report and physician's certification need not be presented when application is made for a license, but it is mandatory that they reach the licensing officer before the license is issued. They should be attached to the marriage license and remain attached until the certificate is filed with the State Bureau of Vital Statistics at Trenton.

Any person who performs a marriage ceremony is required to report the marriage to the Registrar of Vital Statistics of the city, borough or town where the marriage was performed. It is wise to call attention to the filing of the marriage license and certificate when arranging for the marriage or shortly after the ceremony since an unregistered marriage may cause considerable inconvenience at a later date when proof of the marriage is required. Justices of the Peace are not allowed to perform the marriage ceremony in New Jersey.

The following laboratories have been approved for examining the blood of persons who wish to be married in this State:

Army, Navy, Marine Corps and Coast Guard  
United States Public Health Service  
All State Department of Health and the District of Columbia Laboratories  
All Territorial Health Department Laboratories  
New York City Laboratory  
Philadelphia City Laboratory  
Baltimore City Laboratory

Since no private laboratories outside of the State have been approved, certificates issued by them are not valid for use in New Jersey.

Any additional information required may be obtained from the Registrar of Vital Statistics of the place where the female applicant for a marriage license resides if she is a New Jersey resident, or from the Registrar of Vital Statistics of the place where the male applicant resides if the female is a nonresident of the State. If both parties are nonresidents, inquiry should be made of the Registrar of the place where the marriage is to be performed. For marriage license purposes, soldiers are considered to be residents of the posts at which stationed.

The work of the laboratory is constantly increasing and is being done in overcrowded quarters. This condition is well known to the Director of Health and the board members of the Department, and it is trusted that when building material is again available, a suitable building will be provided to properly house the laboratory. In the meantime it is hoped that some additional space may be obtained not too far removed from the present quarters to help relieve some phases of our work. Continual demands are made on the laboratory to handle additional examinations from physicians employed by industries. Large numbers of men are being employed by the larger plants and most of these plants require pre-employment blood tests. All the munitions plants in the State have blood tests made on employees before they will employ any worker, and all military camps in the State require it of all civilian workers.

The examinations made during the year are shown in the table below:

TABLE I

| TOTAL NUMBER OF SPECIMENS EXAMINED DURING FISCAL YEAR ENDING JUNE 30, 1942 |         |
|----------------------------------------------------------------------------|---------|
| Diphtheria .....                                                           | 6,558   |
| Tuberculosis .....                                                         | 9,324   |
| Typhoid fever .....                                                        | 3,896   |
| Typhoid bacilli (feces and urine) .....                                    | 5,070   |
| Gonorrhoea .....                                                           | 9,855   |
| Miscellaneous specimens .....                                              | 8,925   |
| Syphilis .....                                                             | 278,209 |
| Total .....                                                                | 321,837 |

The total number of examinations shown in this table is the largest number examined in any one year in this laboratory. While the bacteriological specimens show that a large number were examined, the marked increase in the work has been made in the number of blood specimens examined for evidence of syphilis. The serodiagnostic tests for syphilis show an increase alone of over 21,000 in this examination, and a total number of 278,209 examined. The yearly increase in this examination since the fiscal year ending 1936 to 1942 is shown in the following tabulation.

TABLE II

| IN THE TABLE BELOW IS SHOWN THE INCREASE IN WASSERMANN TESTS SINCE 1937 |         |
|-------------------------------------------------------------------------|---------|
| 1937 .....                                                              | 68,140  |
| 1938 .....                                                              | 97,854  |
| 1939 .....                                                              | 160,663 |
| 1940 .....                                                              | 201,418 |
| 1941 .....                                                              | 256,781 |
| 1942 .....                                                              | 278,209 |

It will be seen from this table the large increase in the number of specimens of blood examined since July, 1938, when the pre-marital law became effective, and the pre-natal law effective six months later. There has been a steady yearly increase in the number of specimens for these examinations alone, and a marked increase in the total number received from sources mentioned above, for evidence of syphilis. Of the 278,209 specimens of blood and spinal fluid for evidence of syphilitic infection, the following table shows the number of tests made in this laboratory from applicants required to have this test made before a marriage license can be issued, and tests made of specimens from expectant mothers required by the pre-natal law.

TABLE III

|                                            |        |
|--------------------------------------------|--------|
| Number of pre-marital tests .....          | 56,464 |
| Number of positive pre-marital tests ..... | 727    |
| Number of pre-natal tests .....            | 36,440 |
| Number of positive pre-natal tests .....   | 386    |
| Number of Kahn tests .....                 | 28,358 |
| Number of Kline tests .....                | 37,140 |

Many laboratories located in the State have been approved by the Director of Health to perform both pre-marital and pre-natal tests. These laboratories, especially some of the larger municipal laboratories, perform many of these tests during the year and have been furnished pre-marital certificate forms by this Department to issue to residents of the State who must present these completed certificates to the registrar to obtain marriage licenses. Information furnished by 96 of these State-approved laboratories shows that 50,814 pre-marital and 38,704 pre-natal specimens were examined in these State-approved laboratories.

*Diphtheria.* In table I it is shown that 6,558 nose and throat specimens were received for examination for diphtheria, and that only 68 specimens were found to be positive. Most of these specimens are routine examinations from food handlers and many from schools, institutions and other groups to detect diphtheria carriers. Only a small number are from suspected clinical cases and for release from quarantine. The number received each year for examination from suspected cases of diphtheria is steadily decreasing, as diphtheria immunization of children in the susceptible age groups is carried on throughout the State.

*Rabies.* It is interesting to note in the following table the decrease in the number of positive results found yearly in this laboratory since the year ending 1939 when a large number of animal heads were received for examination, and 262 animals found to be rabid. While our figures for the year show that

45 animals were rabid in this laboratory, more cases have occurred and were examined in other laboratories in several municipalities in the State where such examinations are made.

TABLE IV

YEARLY TOTALS OF ANIMALS EXAMINED FOR RABIES FROM 1933 TO 1942

|                      | 1933 | 1934 | 1935 | 1936 | 1937 | 1938 | 1939 | 1940 | 1941 | 1942 |
|----------------------|------|------|------|------|------|------|------|------|------|------|
| Positive .....       | 130  | 86   | 72   | 150  | 82   | 138  | 262  | 116  | 76   | 45   |
| Negative .....       | 121  | 93   | 94   | 121  | 138  | 110  | 237  | 140  | 144  | 129  |
| Unsatisfactory ..... | 21   | 10   | 12   | 12   | 12   | 17   | 26   | 15   | 7    | 17   |
| Total .....          | 272  | 189  | 178  | 283  | 232  | 265  | 525  | 271  | 227  | 191  |

It will be seen in table XIV the different animal heads submitted for examination and the result of the examination of each kind. Table XV shows the municipalities and counties where rabies occurred during the year.

In this laboratory, when no evidence of rabies is found in an animal by microscopic examination and the information shows that a person or persons have been bitten by the animal, confirmation of the microscopic examination is made by inoculating small animals. Of the 183 subdural inoculations made for evidence of rabies, only one of these inoculated animals developed rabies. This one specimen was so badly decomposed when received for examination, that a satisfactory microscopical examination was not possible due to the condition of the brain, and so an animal inoculation was the only means to examine such a specimen.

The miscellaneous table (table XIII) besides showing the number of rabies specimens examined, shows other time-consuming examinations made during the year. The table immediately following shows the number of animal inoculations made for various conditions during the year.

TABLE V

TABULATION OF ANIMAL INOCULATIONS FOR THE FISCAL YEAR ENDING JUNE 30, 1942  
GUINEA PIG INOCULATIONS FOR TUBERCULOSIS

| Material               | Positive | Negative | Unsatisfactory |
|------------------------|----------|----------|----------------|
| Urine .....            | 3        | 66       | 5              |
| Sputum .....           | 1        | 36       | 9              |
| Spinal fluid .....     | 1        | 4        | 2              |
| Pleural fluid .....    | 7        | 26       | 4              |
| Chest fluid .....      | 4        | 28       | 1              |
| Glandular fluid .....  | ..       | 3        | ..             |
| Gastric contents ..... | 4        | 25       | 2              |
| Abdominal fluid .....  | ..       | 2        | ..             |
| Fluid .....            | ..       | 4        | ..             |
| Ascitic fluid .....    | ..       | 3        | ..             |
| Pus .....              | 3        | 1        | 1              |
| Peritoneal fluid ..... | ..       | 1        | ..             |
| Joint fluid .....      | ..       | 2        | ..             |
| Totals .....           | 23       | 201      | 24             |

Total inoculations of guinea pigs for Tuberculosis: 248.

GUINEA PIG INOCULATIONS FOR RABIES

| Material             | Positive | Negative | Unsatisfactory |
|----------------------|----------|----------|----------------|
| Dog brain .....      | ..       | 48       | 1              |
| Cat brain .....      | ..       | 11       | 1              |
| Rabbit brain .....   | ..       | 2        | ..             |
| Squirrel brain ..... | ..       | 3        | ..             |
| Totals .....         | ..       | 64       | 2              |

Total Guinea Pig Inoculations for Rabies: 66.

MICE INOCULATIONS FOR RABIES

| Material               | Positive | Negative | Unsatisfactory |
|------------------------|----------|----------|----------------|
| Dog brain .....        | 1        | 27       | 2              |
| Cat brain .....        | ..       | 7        | ..             |
| Guinea pig brain ..... | ..       | 1        | ..             |
| Rat brain .....        | ..       | 1        | ..             |
| Totals .....           | 1        | 36       | 2              |

Total mice inoculations for Rabies:  $39 \times 3 = 117$  (3 mice to each specimen).

## GUINEA PIG INOCULATIONS FOR TULAREMIA

| Material                             | Positive | Negative | Unsatisfactory |
|--------------------------------------|----------|----------|----------------|
| Cat liver .....                      | ..       | 1        | ..             |
| Cat spleen .....                     | ..       | 1        | ..             |
| Rabbit .....                         | ..       | 2        | ..             |
| Totals .....                         | ..       | 4        | ..             |
| Total inoculations for Tularemia: 4. |          |          |                |

## GUINEA PIG INOCULATIONS FOR VIRULENCE TEST

| Material                                   | Positive | Negative | Unsatisfactory |
|--------------------------------------------|----------|----------|----------------|
| Broth cultures of organisms .....          | 5        | 16       | ..             |
| Totals .....                               | 5        | 16       | ..             |
| Total inoculations for Virulence Test: 21. |          |          |                |

|                                                  |     |
|--------------------------------------------------|-----|
| Total inoculations of Guinea pigs .....          | 339 |
| Total inoculations of mice .....                 | 117 |
| Grand total of positive inoculations .....       | 30  |
| Grand total of negative inoculations .....       | 321 |
| Grand total of unsatisfactory inoculations ..... | 28  |
| Total .....                                      | 379 |

As the State appropriation for the laboratory work has been reduced for the past several years, necessary funds have been allotted to this Bureau from Federal funds to provide for laboratory supplies and for technical assistants and other laboratory help to care for this increased volume of work. The technicians employed with the use of these funds assist in handling the blood tests for evidence of syphilis. The laboratory assistants and laboratory aids assemble the mailing cases for the collection of these specimens, tube and sterilize all culture media, wash all used tubes, bottles, all chemical glassware, collection bottles and other glassware.

Handling all this work has been made possible by the conscientious and loyal service of the technical staff, clerical and other employees of this Bureau, requiring much overtime daily, and on Sundays, holidays and some evenings.

A bacteriologist is urgently needed to care for the number of special examinations that we are called upon to do, aside from the increased bacteriological diagnostic work.

We now have only two experienced bacteriologists, and their time is taken up with the increased bacteriological diagnostic work. Another bacteriologist could devote himself to such special examinations as infected foods submitted for examination that have been consumed by small or large groups, causing

severe gastric intestinal symptoms with intense abdominal pains and severe nausea; the bacteriological examination of new disinfectants and antiseptics to see whether they are effective as claimed by the manufacturers; cold storage foods to detect bacterial spoilage, such as hams that may be improperly cured, fish and eggs. These are only a few of the special examination of food products that are submitted. Other special examinations are tests made on venereal disease prophylactics, and the identification of bacteriological cultures isolated at hospitals to identify the organisms as typhoid or dysentery bacilli, and other such special examinations.

Two technicians are required to assist in the increased number of blood tests received for examination for evidence of syphilis from applicants for marriage and from expectant mothers, both required by law, and large numbers of specimens from employees of munitions plants and other industrial plants doing war work.

A clerk is needed to assist in typing the increased number of reports on the results of these examinations and the pre-marital forms required before a marriage license may be issued.

A laboratory helper is needed to clean glassware used in the performance of these tests. Only such increased personnel is required as is necessary to perform this work.

*Culture Media and Mailing Outfits.* As the number of specimens received for examination increases, a larger number of mailing cases for the collection of these specimens is required. Table XV shows the number of mailing cases prepared for shipment to various repositories located in drug stores and in the offices of local health departments for the use of local physicians. In many cases these outfits are sent directly to the physicians of the State when they require a large number or when it is not convenient for them to obtain the outfits from the distributing centers.

It is required by the postal regulations that a specified mailing container be used for the transmission of specimens from suspected cases of communicable diseases through the mails. The assembling of these mailing cases with sterile swabs, vials, test tubes and sterile needles and other enclosures is an important and busy phase of our work. Over 326,000 outfits were prepared.

The demand for culture media, all prepared by this Bureau largely for use in other Bureaus of the Department in the examination of water and sewage samples and shellfish work has been greatly increased. Table XVII shows that over 3,000,000 ml. of culture media of various kinds was prepared, tubed and sterilized during the year.

Following is a tabulation showing the requirements of all other states, and the interval when application for the marriage license must be made, and the necessary forms required by these states.

## PRE-MARITAL LAWS JUNE, 1942

Period for Which  
Test is Acceptable

Form Used

State

Remarks

|                      |                                               |               |                                                                                                                                                                                  |
|----------------------|-----------------------------------------------|---------------|----------------------------------------------------------------------------------------------------------------------------------------------------------------------------------|
| Alabama              |                                               |               | Physical examination of male only.                                                                                                                                               |
| Alaska               |                                               |               | No law.                                                                                                                                                                          |
| Arizona              |                                               |               | No law.                                                                                                                                                                          |
| Arkansas             |                                               |               | No law.                                                                                                                                                                          |
| California           | 30 days<br>3-day waiting period               | California    | Any licensed physician may collect specimen, make the physical examination and sign certificate.                                                                                 |
| Colorado             | 30 days                                       | Colorado      | Any licensed physician may collect specimen, make the physical examination and sign certificate.                                                                                 |
| Connecticut          | 40 days<br>5-day waiting period               | Connecticut   | Specimen must be submitted by and certificate signed by Connecticut physician or one in armed forces. One person may apply for license.                                          |
| Delaware             | 4-day waiting period                          |               | Applicant must make an affidavit of freedom from any venereal disease.                                                                                                           |
| District of Columbia |                                               |               | No law.                                                                                                                                                                          |
| Florida              |                                               |               | No law.                                                                                                                                                                          |
| Georgia              |                                               |               | No law.                                                                                                                                                                          |
| Idaho                |                                               |               | No law.                                                                                                                                                                          |
| Indiana              | 30 days                                       | Indiana       | Any licensed physician or one in armed forces may make examination. One day must elapse between filing application and physical examination.                                     |
| Illinois             | 15 days, and then license is good for 30 days |               | Illinois physician must make physical examination and sign certificate.                                                                                                          |
| Iowa                 | 20 days. License is also good for 20.         | Iowa          | Any licensed physician may make physical examination.                                                                                                                            |
| Kansas               |                                               |               | No law.                                                                                                                                                                          |
| Kentucky             | 15 days                                       | New Jersey    | Will accept any State Department of Health Lab. A Kentucky physician or one in the armed forces must make the physical examination.                                              |
| Louisiana            |                                               |               | A certificate from any licensed physician must be filed with respect to the male only within 15 days of examination.                                                             |
| Maine                | 30 days                                       | Maine         | Physician licensed in Maine, or physician graduate of Class A medical school may make physical examination and take blood outside the State of Maine.                            |
| Maryland             | 48-hour waiting period                        |               | No law.                                                                                                                                                                          |
| Massachusetts        | 30 days                                       |               | Examination and blood test must be done by physician in Massachusetts. No laboratory outside of Massachusetts is approved. Will accept tests from physician in the armed forces. |
| Michigan             | 30 days                                       |               | Any licensed physician may collect specimen, make physical examination and sign certificate.                                                                                     |
| Minnesota            |                                               |               | No law.                                                                                                                                                                          |
| Mississippi          |                                               |               | No law.                                                                                                                                                                          |
| Missouri             |                                               |               | No law.                                                                                                                                                                          |
| Montana              |                                               |               | No law.                                                                                                                                                                          |
| Nebraska             |                                               |               | Affidavit from each applicant as to freedom from venereal disease.                                                                                                               |
| New Hampshire        | 30 days                                       | New Hampshire | Specimen must be collected, physical examination made and certificate signed by New Hampshire physician.                                                                         |
| New Mexico           |                                               |               | No law.                                                                                                                                                                          |
| New York State       | 30 days                                       |               | Does not approve state laboratories. Approves pre-marital tests made in U. S. Army, Navy, Marine Corps, Coast Guard or Public Health Service.                                    |



## PRE-MARITAL LAWS JUNE, 1942—Continued

| State          | Period for Which Test is Acceptable | Form Used      | Remarks                                                                                                                                                                         |
|----------------|-------------------------------------|----------------|---------------------------------------------------------------------------------------------------------------------------------------------------------------------------------|
| New York City  | 30 days<br>3-day waiting period     | New York City  | Any licensed physician may make physical examination and sign certificate, but test must be made in State laboratory.                                                           |
| North Carolina | 30 days                             | North Carolina | Certificate must be signed by a physician licensed in North Carolina.                                                                                                           |
| North Dakota   | 30 days                             |                | Specimen may be submitted by any licensed physician, but the law states that test must be done in North Dakota Department of Health lab.—Bismarck or Grand Fork.                |
| Ohio           | 30 days<br>5-day waiting period     | Ohio           | Physical examination must be made by Ohio physician or one in the armed forces.                                                                                                 |
| Oklahoma       |                                     |                | No law.                                                                                                                                                                         |
| Oregon         | 10-day waiting period               |                | Physical examination must be made by a physician licensed in and residing in Oregon.                                                                                            |
| Pennsylvania   | 30 days<br>3-day waiting period     | Pennsylvania   | Physical examination must be made by a physician licensed in Pennsylvania. Courts may waive waiting period for military personnel. Accepts test in New Jersey State laboratory. |
| Puerto Rico    |                                     |                | No law, but a physical examination must be made within 5 days of marriage.                                                                                                      |
| Rhode Island   | 40 days                             | Rhode Island   | Physical examination must be made by a physician licensed in Rhode Island.                                                                                                      |
| South Carolina |                                     |                | No law.                                                                                                                                                                         |
| South Dakota   | 20 days                             |                | Approves all state laboratories, and any licensed physician may make physical examination and sign certificate.                                                                 |

|                |                                           |               |                                                                                                                                                                                                        |
|----------------|-------------------------------------------|---------------|--------------------------------------------------------------------------------------------------------------------------------------------------------------------------------------------------------|
| Tennessee      | 30 days                                   | Tennessee     | Any licensed physician may sign certificate and make the physical examination.                                                                                                                         |
| Texas          |                                           |               | No law, but the male must have a certificate from a Texas physician stating that he is free from venereal disease.                                                                                     |
| Utah           | 15 days plus 30 days<br>No waiting period | Utah          | Any licensed physician may collect specimens, sign certificate and make physical examination.                                                                                                          |
| Vermont        | 30 days                                   | Vermont       | Specimen must be collected and physical examination made by a Vermont physician or one in the armed forces.                                                                                            |
| Virginia       | 30 days                                   | Virginia      | Any licensed physician may make physical examination, sign certificate.                                                                                                                                |
| Virgin Islands |                                           |               | No law.                                                                                                                                                                                                |
| Washington     |                                           |               | No law.                                                                                                                                                                                                |
| West Virginia  | 30 days<br>3-day waiting period           | West Virginia | Physical examination must be made by a physician licensed in West Virginia.                                                                                                                            |
| Wisconsin      | 15 days                                   |               | Any licensed physician may collect specimens, sign certificate and make physical examination. We have no Wisconsin forms, but we copy the sample form each time we have a request.                     |
| Wyoming        | 15 days                                   |               | No law, but the male must have a certificate stating that he is free from venereal disease, and the physical examination must be made by a physician licensed in and residing in the State of Wyoming. |

It will be seen from the tables that follow the various examinations made during the year and the scope and extent of the work of the laboratory.

TABLE VI

SPECIMENS EXAMINED FOR DIPHTHERIA BACILLI DURING FISCAL YEAR  
ENDING JUNE 30, 1942, BY MONTHS

| Month     | Positive | Negative | Unsatisfactory | Total |
|-----------|----------|----------|----------------|-------|
| July      | 8        | 531      | 12             | 551   |
| August    | 1        | 370      | 8              | 379   |
| September | 13       | 763      | 15             | 791   |
| October   | 15       | 612      | 28             | 655   |
| November  | 5        | 476      | 7              | 488   |
| December  | 3        | 502      | 9              | 514   |
| January   | 9        | 726      | 22             | 757   |
| February  | 6        | 540      | 21             | 567   |
| March     | 5        | 543      | 20             | 568   |
| April     | 1        | 439      | 6              | 446   |
| May       | 1        | 379      | 7              | 387   |
| June      | 1        | 450      | 4              | 455   |
| Total     | 68       | 6,331    | 159            | 6,558 |

During the year eighteen tests were made for the virulence of the diphtheria bacillus.

TABLE VII

SPECIMENS EXAMINED FOR TUBERCLE BACILLI DURING FISCAL YEAR  
ENDING JUNE 30, 1942, BY MONTHS

| Month     | Positive | Negative | Unsatisfactory | Total |
|-----------|----------|----------|----------------|-------|
| July      | 125      | 682      | 12             | 819   |
| August    | 111      | 545      | 9              | 665   |
| September | 106      | 635      | 3              | 744   |
| October   | 100      | 715      | 9              | 824   |
| November  | 71       | 569      | 12             | 652   |
| December  | 91       | 766      | 12             | 869   |
| January   | 102      | 667      | 16             | 785   |
| February  | 76       | 529      | 9              | 614   |
| March     | 132      | 891      | 29             | 1,052 |
| April     | 84       | 669      | 10             | 763   |
| May       | 96       | 566      | 5              | 667   |
| June      | 98       | 753      | 19             | 870   |
| Total     | 1,192    | 7,987    | 145            | 9,324 |

TABLE VIII

SPECIMENS EXAMINED FOR TYPHOID FEVER REACTION DURING FISCAL YEAR  
ENDING JUNE 30, 1942, BY MONTHS

| Month     | Positive | Negative | Unsatisfactory | Total |
|-----------|----------|----------|----------------|-------|
| July      | 20       | 353      | 11             | 384   |
| August    | 54       | 291      | 10             | 355   |
| September | 13       | 303      | 14             | 330   |
| October   | 9        | 279      | 5              | 293   |
| November  | 8        | 236      | 6              | 250   |
| December  | 2        | 305      | 18             | 325   |
| January   | 21       | 361      | 4              | 386   |
| February  | 9        | 298      | 5              | 312   |
| March     | 3        | 315      | 5              | 323   |
| April     | 2        | 277      | 5              | 284   |
| May       | 6        | 225      | 5              | 236   |
| June      | 6        | 411      | 1              | 418   |
| Total     | 153      | 3,654    | 89             | 3,896 |

TABLE IX

SPECIMENS EXAMINED FOR TYPHOID BACILLI (FECES AND URINE) DURING FISCAL YEAR  
ENDING JUNE 30, 1942, BY MONTHS

| Month     | Positive | Negative | Unsatisfactory | Total |
|-----------|----------|----------|----------------|-------|
| July      | 42       | 633      | 16             | 691   |
| August    | 33       | 358      | 11             | 402   |
| September | 18       | 534      | 27             | 579   |
| October   | 23       | 546      | 15             | 584   |
| November  | 7        | 372      | 17             | 396   |
| December  | 3        | 415      | 14             | 432   |
| January   | 4        | 496      | 14             | 514   |
| February  | 4        | 312      | 7              | 323   |
| March     | 3        | 233      | 5              | 241   |
| April     | 4        | 273      | 4              | 281   |
| May       | 2        | 253      | 4              | 259   |
| June      | 10       | 342      | 16             | 368   |
| Total     | 153      | 4,767    | 150            | 5,070 |

TABLE X

SPECIMENS EXAMINED FOR GONOCOCCI (PUS SMEARS) DURING FISCAL YEAR  
ENDING JUNE 30, 1942, BY MONTHS

| Month     | Positive | Negative | Unsatisfactory | Total |
|-----------|----------|----------|----------------|-------|
| July      | 150      | 738      | 16             | 904   |
| August    | 144      | 708      | 20             | 872   |
| September | 179      | 746      | 24             | 949   |
| October   | 179      | 745      | 27             | 951   |
| November  | 140      | 612      | 13             | 765   |
| December  | 108      | 649      | 11             | 768   |
| January   | 125      | 623      | 13             | 761   |
| February  | 100      | 582      | 8              | 690   |
| March     | 124      | 732      | 24             | 880   |
| April     | 114      | 628      | 10             | 752   |
| May       | 118      | 618      | 17             | 753   |
| June      | 120      | 673      | 17             | 810   |
| Total     | 1,601    | 8,054    | 200            | 9,855 |

TABLE XI

MISCELLANEOUS SPECIMENS EXAMINED DURING FISCAL YEAR  
ENDING JUNE 30, 1942, BY MONTHS

| Month     | Positive | Negative | Unsatisfactory | Total |
|-----------|----------|----------|----------------|-------|
| July      | 116      | 742      | 11             | 869   |
| August    | 140      | 743      | 16             | 899   |
| September | 120      | 738      | 14             | 872   |
| October   | 119      | 571      | 12             | 702   |
| November  | 117      | 590      | 10             | 717   |
| December  | 104      | 524      | 8              | 636   |
| January   | 185      | 550      | 4              | 739   |
| February  | 141      | 537      | 5              | 683   |
| March     | 117      | 592      | 1              | 710   |
| April     | 127      | 527      | 6              | 660   |
| May       | 129      | 522      | 6              | 657   |
| June      | 98       | 669      | 14             | 78    |
| Total     | 1,513    | 7,305    | 107            | 8,925 |

TABLE XII

SPECIMENS OF BLOOD AND SPINAL FLUID EXAMINED FOR SYPHILIS DURING FISCAL YEAR  
ENDING JUNE 30, 1942, BY MONTHS

| Month     | Positive | Negative | Doubtful | Unsatisfactory | Total   |
|-----------|----------|----------|----------|----------------|---------|
| July      | 1,535    | 22,228   | 537      | 1,331          | 25,631  |
| August    | 1,414    | 21,528   | 356      | 1,142          | 24,440  |
| September | 1,373    | 20,653   | 413      | 831            | 23,270  |
| October   | 1,590    | 20,492   | 297      | 716            | 23,095  |
| November  | 1,191    | 14,779   | 211      | 423            | 16,604  |
| December  | 1,253    | 19,742   | 300      | 474            | 21,769  |
| January   | 1,503    | 23,077   | 368      | 1,148          | 26,096  |
| February  | 1,236    | 17,136   | 311      | 861            | 19,544  |
| March     | 1,440    | 21,452   | 505      | 477            | 23,874  |
| April     | 1,191    | 21,003   | 500      | 432            | 23,126  |
| May       | 1,263    | 21,391   | 413      | 503            | 23,570  |
| June      | 1,440    | 24,680   | 487      | 583            | 27,190  |
| Total     | 16,429   | 248,161  | 4,698    | 8,921          | 278,209 |

TABLE XIII

MISCELLANEOUS SPECIMENS EXAMINED, POSITIVE, NEGATIVE AND UNSATISFACTORY  
DURING FISCAL YEAR ENDING JUNE 30, 1942

| <i>Specimen for</i>                                                                      | <i>Positive</i> | <i>Negative</i> | <i>Unsatis-<br/>factory</i> |
|------------------------------------------------------------------------------------------|-----------------|-----------------|-----------------------------|
| Rabies .....                                                                             | 45              | 129             | 17                          |
| Amoeba .....                                                                             | 2               | ...             | ...                         |
| Bacterial infection (bile, blood, body fluids, feces, pus,<br>sputum, urine, etc.) ..... | 873             | 77              | 13                          |
| B. tuberculosis (body fluids, feces, urine, pus, etc.) .....                             | 53              | 313             | 9                           |
| B. typhosus (blood, milk, water, etc.) .....                                             | 1               | 45              | ...                         |
| Para-typhoid fever .....                                                                 | 2               | 1,814           | 19                          |
| B. para-typhosus (feces, urine, milk, water, etc.) .....                                 | 13              | 1,054           | ...                         |
| B. dysentery (feces, milk, water, etc.) .....                                            | 6               | 145             | 2                           |
| Dysentery (blood reaction for) .....                                                     | ...             | 27              | ...                         |
| Gonococcus infection (eye smears) .....                                                  | ...             | 67              | ...                         |
| Hemolytic streptococci (throat cultures) .....                                           | 172             | 892             | ...                         |
| Malarial parasite (blood) .....                                                          | ...             | 25              | ...                         |
| Ophthalmia neonatorum .....                                                              | 23              | ...             | ...                         |
| Ova and parasites .....                                                                  | 11              | 423             | 22                          |
| Pneumonia .....                                                                          | 20              | 21              | 2                           |
| Rocky Mountain spotted fever (blood reaction for) .....                                  | 2               | 88              | ...                         |
| Undulant fever (blood reaction for) .....                                                | 102             | 1,609           | 6                           |
| Urine (culture for type of organism) .....                                               | ...             | 2               | ...                         |
| Feces (culture for type of organism) .....                                               | ...             | 2               | 1                           |
| B. Abortus (agglutination test of cow's milk) .....                                      | ...             | 2               | ...                         |
| Treponema pallida .....                                                                  | ...             | 4               | 5                           |
| Trichinosis .....                                                                        | 1               | 2               | ...                         |
| Tularemia .....                                                                          | 4               | 72              | ...                         |
| Typhus fever (blood reaction for) .....                                                  | ...             | 20              | ...                         |
| Vincent's Angina .....                                                                   | 108             | 298             | 5                           |
| Special examination of eating utensils .....                                             | 13              | 13              | ...                         |
| Other unusual examinations .....                                                         | 62              | 161             | 6                           |
| Total .....                                                                              | 1,513           | 7,305           | 107                         |
| Grand total .....                                                                        |                 |                 | 8,925                       |

TABLE XIV

RABIES SPECIMENS, SPECIES OF ANIMALS, POSITIVE, NEGATIVE AND UNSATISFACTORY,  
EXAMINED DURING FISCAL YEAR ENDING JUNE 30, 1942

Dogs—Positive, 44; Negative, 95; Unsatisfactory, 14.  
Cats—Negative, 19; Unsatisfactory, 2.  
Squirrels—Negative, 5.  
Rabbits—Negative, 2.  
Cows—Positive, 1; Negative, 5; Unsatisfactory, 1.  
Horses—Negative, 1.  
Rats—Negative, 1.  
Guinea pigs—Negative, 1.

TABLE XV

MUNICIPALITIES, ARRANGED BY COUNTIES, FROM WHICH RABID ANIMALS WERE  
RECEIVED DURING FISCAL YEAR ENDING JUNE 30, 1942

Burlington County—Moorestown, 1.  
Essex County—Cedar Grove, 1; Nutley, 5; Orange, 1; Verona, 3; West Orange, 8.  
Hunterdon County—Clinton, 2; Flemington, 1; Lebanon, 3.  
Middlesex County—Dunellen, 1.  
Monmouth County—Freehold, 1; Spring Lake, 1.  
Morris County—Dover, 3; Mendham, 2.  
Passaic County—West Paterson, 1.  
Somerset County—Bound Brook, 1; Somerville, 7.  
Union County—Linden, 1; Summit, 1.  
Warren County—Hackettstown, 1.

TABLE XVI

MAILING CASES FOR THE COLLECTION AND TRANSMISSION OF SPECIMENS SUPPLIED TO PHYSICIANS AND REPOSITORIES THROUGHOUT THE STATE DURING FISCAL YEAR ENDING JUNE 30, 1942

|                                           |         |
|-------------------------------------------|---------|
| Diphtheria—Regular mailing cases .....    | 9,220   |
| Extra swabs .....                         | 200     |
|                                           | 9,420   |
| Tuberculosis mailing cases .....          | 11,796  |
| Typhoid fever mailing cases .....         | 2,928   |
| Gonorrhoea mailing cases .....            | 13,235  |
| Feces and urine mailing cases .....       | 6,183   |
| Syphilis mailing cases .....              | 282,469 |
| Treponema pallida mailing cases .....     | 68      |
| Pneumonia mailing cases .....             | 4       |
| Ophthalmia neonatorum mailing cases ..... | 36      |
|                                           | 326,139 |
| Total .....                               | 326,139 |

TABLE XVII

CULTURE MEDIA PREPARED DURING FISCAL YEAR ENDING JUNE 30, 1942

|                             |                 |
|-----------------------------|-----------------|
| Endo agar .....             | 110,000 c. c.   |
| Brilliant green agar .....  | 20,000 c. c.    |
| Plain agar .....            | 260,000 c. c.   |
| Double strength broth ..... | 830,000 c. c.   |
| Single strength broth ..... | 1,250,000 c. c. |
| Brilliant green bile .....  | 455,000 c. c.   |
| Blood serum .....           | 16,800 c. c.    |
| Dilution water .....        | 112,200 c. c.   |
|                             | 3,054,000 c. c. |
| Total .....                 | 3,054,000 c. c. |

## Report of Bureau of Chemistry

For the Year Ending June 30, 1942

By JOHN E. BACON, *Chief*

The Bureau of Chemistry makes chemical and bacteriological examinations of samples of foods, drugs, water, sewage and trade wastes collected by the Department's representatives in the enforcement of the Public Health Laws of New Jersey. The facilities of the laboratory are also extended to local boards of health, State Department of Public Instruction, State Purchasing Commissioner, New Jersey State Police, Fish and Game Commission, Milk Control Board, State Institutions and State Tax Department. Analyses are also made of various samples of foods and supplies purchased under specifications for institutional use, rural school waters submitted by local boards of education, drinking water, lakes and streams from camps maintained by benevolent associations and other miscellaneous samples.

Assistance is given to local boards of health and water works laboratories desiring to install chemical control or supplement existing laboratory facilities. Instructions in chemical procedures are given the personnel of such laboratories when requested. The Bureau makes investigations of those establishments producing chemicals which give rise to obnoxious, objectionable fumes and furnishes expert advice to local boards of health to assist in abatement of such nuisances.

There were 23,238 samples of foods, drugs, water, sewage and miscellaneous preparations examined during the past year, a decrease of 7.56% in number of samples examined, being divided about equally between the food and water laboratories. The number of samples analyzed, however, does not give a true picture of increased or decreased activities. For example, the work units involved in the analyses of the 14,000 odd samples in the water laboratory were 16.2% greater than last year when over 15,000 samples were examined.

During the greater part of the year the personnel does not have time to work upon research problems and any work of this character is generally undertaken during the months of December, January, February and March when the call for laboratory service is at a minimum. Following is a brief comment upon some of the scientific problems that have been studied:

*Photoelectric Colorimeter*—The use of this instrument to measure colors scientifically and replace visual methods using liquid and glass standards is constantly increasing. During the past year procedures have been developed whereby this apparatus may be used in the determination of small quantities of manganese in drinking waters and trade wastes and in the measurement of phenol liberated in the phosphatase test to determine the efficiency of pasteurization of milk.

*Phosphatase test for determining the adequacy of pasteurizing milk*—Holding heated milk at 142° F. for 30 minutes destroys most of the enzymes. Under the technique as developed by Kay and Graham the phosphatase enzymes present in milk may be measured by the amount of phenol liberated from salts under definitely controlled conditions. Therefore, a very ingenious laboratory aid has been developed whereby, as much as 0.1% of raw milk in pasteurized milk or inadequately pasteurized milk may be detected. The accuracy and value of this modified test have been verified by independent scientific studies and the procedures have been adopted as tentative official methods by the Association of Official Agricultural Chemists. Routine examinations of samples from all pasteurizing plants were undertaken during the past year. Thus another valuable laboratory aid is available to milk inspectors in that the efficiency of milk pasteurization plants may be quickly determined and special attention given those improperly pasteurizing milk.

*Filth in foods*—There is urgent need for the services of a skilled microanalyst to make laboratory examinations to detect filth in foods such as butter, tomato products, flour, corn meal, candy, peanut butter and similar products. This work is assuming increasing importance with the government purchasing and storing large quantities of food, and lack of a skilled microscopist will seriously handicap the Department in its effort to keep rotten and infested foods from consumption.

*Defense samples*—The possibility of the sabotage of water supplies either by air raids or subversive action has received the consideration of the Department and aggressive action in connection therewith has been taken by the Engineering Bureau, the Chief of which is also Associate State Water Co-ordinator. Periodical samples from water supplies designated as being in Defense areas have been examined by the Bureau of Chemistry and chemical norms for individual supplies have been established. Any material deviation from such norms will be regarded with suspicion and prompt follow-up action instituted. The chemical and bacteriological tests made are essentially those recommended by the American Water Works Association.

TABLES SHOWING NUMBER AND CHARACTER OF SAMPLES EXAMINED IN FOOD AND DRUG LABORATORY DURING THE FISCAL YEAR ENDING JUNE 30, 1942

|                                           | <i>Above<br/>Standard</i> | <i>Below<br/>Standard</i> | <i>Total</i> |
|-------------------------------------------|---------------------------|---------------------------|--------------|
| Milk .....                                | 5,428                     | 163                       | 5,591        |
| Bacteriological milk .....                | 176                       | ....                      | 176          |
| Cream .....                               | 131                       | 4                         | 135          |
| Ice cream and other frozen products ..... | 779                       | 49                        | 828          |
| Sour cream .....                          | 17                        | 6                         | 23           |
| Cheese .....                              | 13                        | ....                      | 13           |
| Butter .....                              | 421                       | 40                        | 461          |
| Hamburg .....                             | 608                       | 8                         | 616          |
| Sausage .....                             | 82                        | ....                      | 82           |
| Tomato products .....                     | 70                        | 80                        | 150          |
| Olive oil .....                           | 17                        | 8                         | 25           |
| Soft Drinks .....                         | 136                       | 60                        | 196          |
| Flours and cereals .....                  | 20                        | 13                        | 33           |
| Miscellaneous samples .....               | 31                        | 2                         | 33           |
| <b>Total Food .....</b>                   | <b>7,929</b>              | <b>433</b>                | <b>8,362</b> |
| Argyrol .....                             | 6                         | 81                        | 87           |
| Astringents and antiseptics .....         | 33                        | 5                         | 38           |
| Bromo-seltzer .....                       | 76                        | 34                        | 110          |
| Burrow's solution .....                   | 9                         | 36                        | 45           |
| Cold tablets .....                        | 37                        | 26                        | 63           |
| Iodine .....                              | 24                        | 13                        | 37           |
| Prophylactics .....                       | 10                        | 5                         | 15           |
| Silver protein .....                      | ....                      | 37                        | 37           |
| Hydrogen peroxide .....                   | 33                        | 3                         | 36           |
| Spirits of nitre .....                    | 33                        | ....                      | 33           |
| Worm wafers .....                         | 2                         | 21                        | 23           |
| Miscellaneous samples .....               | 33                        | 13                        | 46           |
| Urinalysis .....                          | 48                        | ....                      | 48           |
| Blood count and blood sugar .....         | 43                        | ....                      | 43           |
| <b>Total Drugs .....</b>                  | <b>387</b>                | <b>274</b>                | <b>661</b>   |
| <b>Total Food and Drugs .....</b>         | <b>8,316</b>              | <b>707</b>                | <b>9,023</b> |

## DEPARTMENT OF HEALTH

SAMPLES ANALYZED IN WATER AND SEWAGE LABORATORY FROM JULY 1, 1941, TO JUNE 30, 1942

|           | Public water supplies | Miscellaneous samples | Pay samples | Camp samples | State and County Institution supplies | Dairy samples | Bottled water samples | School supplies | Bathing water samples | Washed samples | Stream samples | Sewage samples | Trade waste samples | Mud samples | Sand samples | Experimental samples | Total samples |
|-----------|-----------------------|-----------------------|-------------|--------------|---------------------------------------|---------------|-----------------------|-----------------|-----------------------|----------------|----------------|----------------|---------------------|-------------|--------------|----------------------|---------------|
| 1941      |                       |                       |             |              |                                       |               |                       |                 |                       |                |                |                |                     |             |              |                      |               |
| July      | 300                   | 91                    | 7           | 75           | 14                                    | 1             | 5                     | 14              | 14                    | .....          | 513            | 271            | 50                  | 2           | 1            | .....                | 1,343         |
| August    | 591                   | 88                    | 9           | 38           | 11                                    | 11            | 1                     | 11              | 5                     | .....          | 567            | 162            | 41                  | 10          | 2            | .....                | 1,536         |
| September | 398                   | 68                    | 11          | 1            | 7                                     | 11            | 8                     | 119             | 3                     | .....          | 228            | 156            | 10                  | .....       | 1            | .....                | 1,021         |
| October   | 378                   | 55                    | 6           | 1            | 30                                    | 7             | 11                    | 93              | 1                     | 54             | 153            | 43             | 2                   | 23          | 1            | .....                | 885           |
| November  | 352                   | 54                    | 2           | 1            | 27                                    | 7             | 6                     | 149             | 1                     | .....          | 3              | 108            | 2                   | .....       | 3            | 50                   | 764           |
| December  | 297                   | 66                    | 5           | .....        | 14                                    | 15            | 4                     | 150             | 1                     | .....          | .....          | 98             | 9                   | .....       | 2            | 101                  | 762           |
| 1942      |                       |                       |             |              |                                       |               |                       |                 |                       |                |                |                |                     |             |              |                      |               |
| January   | 635                   | 76                    | 50          | .....        | 24                                    | 3             | .....                 | 147             | .....                 | .....          | 150            | 125            | 14                  | .....       | 3            | 141                  | 1,368         |
| February  | 637                   | 34                    | 26          | .....        | 14                                    | 4             | 7                     | 124             | .....                 | .....          | 473            | 87             | 7                   | .....       | .....        | 193                  | 1,606         |
| March     | 262                   | 40                    | 34          | .....        | 11                                    | 7             | .....                 | 66              | 1                     | .....          | 413            | 220            | 13                  | .....       | .....        | 61                   | 1,128         |
| April     | 602                   | 50                    | 18          | .....        | 12                                    | 8             | 8                     | 58              | 2                     | .....          | 303            | 163            | 7                   | .....       | 3            | 115                  | 1,349         |
| May       | 425                   | 64                    | 15          | 1            | 6                                     | 2             | 2                     | 27              | 1                     | .....          | 447            | 233            | 64                  | .....       | .....        | 9                    | 1,324         |
| June      | 569                   | 89                    | 16          | 28           | 12                                    | 5             | .....                 | 27              | 4                     | .....          | 174            | 136            | 63                  | .....       | .....        | 6                    | 1,129         |
|           | 5,446                 | 805                   | 199         | 145          | 182                                   | 70            | 49                    | 971             | 32                    | 54             | 3,424          | 1,802          | 309                 | 35          | 16           | 676                  | 14,215        |

## Report of the Bureau of Maternal and Child Health

For the Calendar Year 1941

By JULIUS LEVY, M.D., Consultant

## NEWER ACTIVITIES

The maternal and child health nurses have made every effort to meet the demand for additional public health activities because of the national emergency. During the year a large number of the field nurses began conducting classes in First Aid and in Home Nursing and Care of the Sick according to outlines supplied by the American Red Cross. These activities absorbed most of the Mothers' Classes. As these classes are a part of all Defense Programs they appeal to mothers during war time. The nurses conducted these classes outside of the regular working day hours.

Many of the nurses are serving as key women in the local civilian defense programs set up all over the State.

There has been a shifting population within the State because of the increase of workers in industrial centers awarded war contracts. In these centers, the nurses were unable satisfactorily to cover their work. Plans were made to place fifteen additional nurses in these areas as soon as Federal funds were made available.

New defense housing units are being developed throughout the State. It is estimated that during the coming year about 48 of these projects will be developed. The Federal authorities are making plans to enable us to place additional nurses in these areas as needed.

Surveys were made to estimate the number of women employed in industry for whom special plans would have to be developed for the care of their families. To meet this need a revision was made of Chapter 8 of the Sanitary Code. The Code now provides that any place giving day care to children must obtain a written license from the health authorities unless under the supervision of the State. It is hoped that this will provide proper supervision of boarding homes in industrial areas.

## MATERNAL MORTALITY

Although there was an increase of 7,752 births in the State during 1941, the deaths from puerperal causes has decreased. The maternal mortality rate was 2.6, a reduction of .3 since 1940. This is the lowest rate ever attained in New Jersey.

In low-wage group families physicians may call obstetrical consultants for whom the Department will pay a fee. However, consultants were called in only 28 instances of which 13 were in Camden County.

The nurse delivery service available to low-wage group families decreased during 1941. No doubt, this was the result of better incomes in a larger number of families because of war industry. There were 1,153 cases for which delivery nurses were called, a decrease of 329 since 1940.

The field physicians investigated 177 deaths from puerperal causes. The Advisory Obstetrician, who analyses these reports made by the field physicians, brought to the attention of the medical profession many suggestions for the improvement of medical care.

Special investigations were made of the 26 births that were reported as having no professional attendant. The following reasons were given:

|                                       |    |
|---------------------------------------|----|
| Emergencies .....                     | 11 |
| Religious principles .....            | 5  |
| Illegitimates (secrecy desired) ..... | 4  |
| Did not feel doctor necessary .....   | 6  |
| (Relative or self-attended)           |    |

## INFANT MORTALITY

Although there was some increase in the number of births during 1941, the infant mortality rate is almost the same as 1940, that is 36 per 1,000 live births.

A study was made in 1941 of all the infant deaths in New Jersey under one month of age that occurred during 1940. Information was obtained from questionnaires sent to hospitals and physicians. There were 1,386 deaths under one month and information was obtained in reference to 1,219. The study was made because the deaths in the first month represent two-thirds of all the deaths in the first year. It is recognized that any further reduction in mortality in the first year of life must come from a reduction in the first days and weeks of life.

As a result of the study the following facts were considered:

*Attendant—*

- 95% of these births were attended by physicians
- 79% were delivered in hospitals
- 2% only were attended by midwives

*Age—*

- 63% of the deaths occurred on the first day of life
- 87% occurred in the first week

*Cause—*

- 53% prematurity given as the cause
- 7% birth injury
- These are largely clinical diagnoses as autopsies were performed in only 15% of the cases.

*Pre-natal Care—*

- 70% of the mothers of the infants had pre-natal care
- 57% of these received care before the sixth month of pregnancy
- 75% of the mothers received at least one examination during pregnancy

*Syphilis—*

- 87% of all cases were tested for syphilis
- 1.7% only or 20 cases showed positive reaction
- This would indicate syphilis is a small factor in neonatal deaths

*Operations—*

- 20% of the group or 243 cases had operations
- 66 were Caesarians
- 57 Episiotomies
- 96 Forceps
- 17 Versions

*Birth Weights—*

- 10% weighed less than two pounds
- 15% two to three pounds
- 16% three to four pounds
- 14% four to five pounds
- 42% over five pounds

*Asphyxia—*

- It is the opinion of many students of this problem that asphyxia is the predominant cause of early infant mortality.
- A very careful study carried out in Glasgow indicated 57%.
- Anesthetics and sedatives contribute to incidence of asphyxia.
- 43% of the mothers in this study received sedatives or anesthetics.

A more careful study and greater care in the use of these various drugs may help to reduce some early mortality. Dr. Cole of Detroit has found that



there is a much higher incidence of asphyxia among infants whose mothers had received ether than among mothers who received scopolamine.

These facts were presented to the New Jersey Chapter of the American Academy of Pediatrics, and arrangements were made to have the findings published in the Bulletin of the Essex County Medical Society and the Journal of the Medical Society of New Jersey. Through this and other methods it is hoped to modify some of the obstetrical practices and to improve the care of newborn infants.

#### BABY KEEP-WELL STATIONS

There were 188 Baby Keep-well Stations conducted under the supervision of the Bureau throughout the State. Physicians served in 113 of these stations. In 76 of these stations 87 doctors served who were paid from Social Security funds. In 37 stations doctors served who were paid from local funds or without compensation.

The efforts to stimulate interest and experience on the part of general practitioners in preventive pediatrics has been continued. The Supervisor of Medical Personnel visits the doctors in the Baby Stations. The physicians in the Baby Stations have been divided into seven districts. Pediatricians recommended by the Academy have been assigned to each district to conduct classes and conferences on the various phases of preventive pediatrics. Each doctor conducts a class once a month. Considerable interest was manifested by the physicians, and on the whole the work served the purpose for which it was developed.

#### EXTENSION OF ACTIVITIES

Sixteen nurses were added to the staff during the year making a total of 227 maternal and child health nurses under the supervision of this Bureau. There were 22 communities that assumed some portion of the nurses' salaries.

During the year nurses were placed in the following communities for the demonstration period:

|                |                 |                  |
|----------------|-----------------|------------------|
| Camden County— | Bergen County—  | Somerset County— |
| Clementon      | North Arlington | Millstone        |
| Pine Valley    | Mercer County—  | Warren County—   |
| Winslow Twp.   | Ewing Twp.      | Greenwich Twp.   |

Because of the increase in the population some districts had to be re-divided and assigned to additional nurses so that the work might be covered.

The communities that assumed a portion of the nurses' salaries were:

|                  |                     |                  |
|------------------|---------------------|------------------|
| Atlantic County— | Hunterdon County—   | Somerset County— |
| Buena Vista Twp. | Lambertville        | Hillsborough     |
| Egg Harbor City  | Mercer County—      | Branchburg Twp.  |
| Folsom           | Princeton Twp.      | Union County—    |
| Bergen County—   | Middlesex County—   | Cranford         |
| Northvale        | Metuchen            | Warren County—   |
| East Rutherford  | East Brunswick Twp. | Washington Twp.  |
| Lynnhurst        | Madison Twp.        |                  |
| Camden County—   | South River         |                  |
| Gloucester Twp.  | Carteret            |                  |
| Lindenwold       | Monroe              |                  |
| Pine Hill        | Spotswood           |                  |

#### EDUCATIONAL ACTIVITIES

Five classes covering a period of six weeks each were conducted to prepare the new field nurses to carry out the program of the Bureau. A total of 47 nurses attended these classes.

During the year two nurses were given the opportunity to take a five months' course at a University. Each year since Federal Funds have been made available, specially qualified nurses are given this opportunity to supplement their public health education.

Courses on the Understanding, Care and Guidance of Children integrating the physical, emotional and mental development of the child in the family setting are being given at the State Teachers Colleges at Trenton and Newark for nurses who have recently entered the Department and those who have not already taken this course. Forty nurses matriculated.

The mental hygiene work has been continued along the lines developed in the past five years. Greater emphasis has been placed on the group discussions with nurses by the Supervisor in Mental Hygiene. While it is difficult to evaluate this type of work, interest has been manifested by other departments and the Bureau has been requested to discuss this work at the School of Hygiene of Johns Hopkins University.

## AUDIOMETER

The audiometer, which is rented to Boards of Education, was in constant use during the school year. Re-tests were made of 18,138 children and 10,020 children were tested for the first time. There were 2,951 children found with hearing defects. They were referred to their family physicians and seating arrangements were made in the class room for their benefit.

## MIDWIFERY

There were 249 licensed midwives in New Jersey during 1941, a decrease of 25 since 1940. The State supervised all but 27 midwives; these were supervised by a local department. Only 33 midwives delivered more than 12 cases during the year and 85 delivered none.

The number of births delivered by midwives continues to decrease. The midwives delivered only 1.8% of the total births as compared with 2.4% in 1940, 4% in 1938, 9% in 1933, 16% in 1928, 23% in 1923 and 42% in 1918.

The midwives under State supervision referred 674 or nearly 55% of their cases to physicians for health supervision. Five percent of the midwives' cases were reported as abnormal and physicians were called or patients referred to hospitals in all but two instances.

There were only four maternal deaths where a midwife was in attendance.

Ten cases were investigated to find out whether or not the midwives were guilty of malpractice.

Arrangements were made with the Maternal Welfare Committee of Civilian Defense for a refresher course in the Newark City Hospital. Twelve midwives took this course.

The county associations for the midwives held 26 meetings with a total attendance of 279. The lectures at the meetings were given by local physicians and the supervisors of the Bureau gave various demonstrations and reviewed the lectures with the midwives.

The Eighteenth Annual Conference was held in two sessions, one in Newark and one in Trenton.

## MATERNITY HOMES

There were 21 maternity homes licensed by the New Jersey State Department of Health. There were three new applications and 18 renewals.

The number of cases delivered in these homes was 785. There were no maternal deaths; there were 7 infant deaths and 14 stillbirths. Regular monthly inspections were made of all maternity homes and all abnormal cases were investigated.

## ILLEGITIMATE BIRTHS

There were 1,604 births out of wedlock among New Jersey residents, an increase of 73 since 1940. However, there was no comparative increase in proportion to the increase in the number of births. There were ten sets of twins. Over 52 percent of the mothers were under twenty-one years of age. Forty-eight percent of the births were colored.

## EXHIBITS

Charts depicting interesting facts in regard to infant mortality and maternal mortality and electrified pictures showing the work of the nurses were displayed at various public meetings such as Visiting Day in Hunterdon County, Newark Public Library, Perth Amboy Health Week, New Providence Health Week, Atlantic City State Medical Society Meeting, Sussex County Health Week, Atlantic County Fair, and the Orange Public Library.

## STATISTICAL SUMMARY OF NURSES' WORK

Of the 227 field nurses supervised by the Bureau, 153 were paid entirely by the communities in which they work, 47 were paid partly by the State and partly by the communities and 27 were paid entirely from State or Social Security funds.

These nurses had under their supervision 13,138 expectant mothers, 34,928 babies, 63,941 children between the ages of one and six and 147,552 school children.

|                                              |         |
|----------------------------------------------|---------|
| Visits made in the homes by the nurses ..... | 476,919 |
| To expectant mothers .....                   | 45,713  |
| To babies .....                              | 180,560 |
| To children one to six years .....           | 162,844 |
| To school children .....                     | 87,802  |

|                                                                   |           |
|-------------------------------------------------------------------|-----------|
| Visits to Baby Keep-well Stations .....                           | 73,677    |
| By babies .....                                                   | 55,360    |
| By preschool children .....                                       | 20,317    |
| Pre-natal Advice (expectant mothers) cases supervised .....       | 13,138    |
| Total pregnancies terminated .....                                | 8,604     |
| Infant care, babies supervised .....                              | 34,928    |
| New cases .....                                                   | 19,163    |
| Preschool care (children one to six supervised) .....             | 63,741    |
| New cases .....                                                   | 20,022    |
| Illnesses and defects detected (not including school child) ..... | 14,069    |
| Corrected .....                                                   | 7,143     |
| Cases referred to proper authorities for care or correction ..... | 11,531    |
| Pre-natal .....                                                   | 3,410     |
| Contagious disease suspected .....                                | 4,557     |
| Tuberculosis suspected .....                                      | 507       |
| Venereal disease suspected .....                                  | 145       |
| Relief cases .....                                                | 1,717     |
| Unsanitary conditions .....                                       | 751       |
| Behavior problems .....                                           | 444       |
| Child Hygiene Leagues (number classes conducted) .....            | 1,122     |
| Dental clinics (number sessions with nurses assisting) .....      | 2,625     |
| Children under five years of age vaccinated .....                 | 6,895     |
| Children under five years of age immunized .....                  | 8,649     |
| School Children—                                                  |           |
| Inspections (annual, general or assisting doctor) .....           | 1,062,559 |
| Defects detected .....                                            | 142,150   |
| Defects corrected .....                                           | 72,407    |
| Children immunized .....                                          | 5,171     |
| Cultures taken .....                                              | 317       |

## Report of the Bureau of Vital Statistics

STATISTICS FOR THE CALENDAR YEAR 1941

By WALTER R. SCOTT, *State Registrar and Chief*

A Bureau of Vital Statistics has existed in New Jersey since 1879 and a statistical report published each year. The statistics compiled by the Bureau during this long period have been largely responsible for activities which caused a decline in the total death rate from 18.4 in 1879 to 10.9 in 1941 per 1,000 population and in the rate from respiratory tuberculosis from 251.0 to 40.7 per 100,000 population.

The Bureau has the custody of more than ten million records of births, marriages and deaths which date back to 1848. The records for the period 1848 to 1887 were collected by the Secretary of State and turned over to the State Board of Health in 1888. Prior to 1888 the report of the Bureau of Vital Statistics of the State Board of Health was prepared from records not in the custody of the Board.

During the year the Bureau supervised the registration of births, marriages and deaths throughout the State and supplied the forms necessary to obtain registration of vital events within the State.

Monthly and annual statistical tables were compiled and published and in addition a large amount of special statistical data were compiled for the use of public and private institutions and agencies interested in disease and accident prevention. Electrical tabulating machinery, which was installed in 1915, was used in the preparation of the data. The statistical work done by the Bureau has been invaluable to other Bureaus of the Department, particularly the Bureau of Maternal and Child Health in the reduction of infant and maternal mortality.

Certified copies of the birth, marriage and death records were issued individually and interested agencies which part of the work has been particularly important during the present emergency. During the fiscal year 1941-42, 101,801 searches of the records were made and copies of certificates found issued for which \$92,333.06 were received in fees. Nine thousand eight hundred and one of the searches and certified copies were for purposes exempted from charge by law.

During the year the Bureau received, examined, classified, indexed and permanently filed approximately 215,000 certificates of birth, marriage and death, part of which records were for unreported births which occurred during previous years. The annual growth of the records requires approximately 200 cubic feet of storage space.

More than 93,000 pre-marital certificate forms were received and examined, a duty placed upon the Bureau at the adoption of the law requiring an examination for syphilis prior to the issuance of a marriage license.

Several hundred original birth records were sealed and new certificates containing the names obtained by adoption made, as prescribed by Chapter 215, Laws of 1940.

W.P.A. workers previously assigned to indexing marriage records for the period 1878-1900 were used for searching the records and issuing certified copies of birth certificates under a project sponsored by the Bureau and the Division of Vital Statistics of the Federal Bureau of the Census.

A supplemental State appropriation made possible the employment of eight additional clerks to assist in searching the birth records, issuing copies of certificates found and processing delayed birth registration records.

Photostatic equipment to be paid for from funds appropriated for Civilian Defense was ordered. The installation of such equipment should facilitate the issuance of certified copies of records.

Funds for the employment of a field agent urgently needed to better supervise registration throughout the State were again denied.

## GENERAL SUMMARY

|                                                                                                            | 1920    | 1930    | 1940        | 1941        |
|------------------------------------------------------------------------------------------------------------|---------|---------|-------------|-------------|
| Births registered, tabulated and indexed..                                                                 | 76,431  | 68,282  | 59,328      | 67,104      |
| Stillbirths registered, tabulated and indexed .....                                                        | 3,221   | 2,647   | 1,543       | 1,732       |
| Marriages registered, tabulated and indexed .....                                                          | 31,327  | 28,499  | 41,059      | 46,538      |
| Deaths registered, tabulated and indexed..                                                                 | 40,820  | 43,190  | 45,206      | 45,971      |
| Total records registered, tabulated and permanently filed .....                                            | 151,799 | 142,618 | 147,136     | 161,345     |
| Searches made and certified copies issued for which fees were received.....                                | 4,664   | 10,523  | 38,431      | 92,000      |
| Certified copies issued and searches made in pension and other cases for which no fees were received ..... | 4,232   | 6,938   | 11,300      | 9,801       |
| Fees returned to State Treasurer for searches and certified copies .....                                   | \$4,051 | \$9,601 | \$31,614.52 | \$92,333.06 |

## CHARTS AND TABLES—1941

Table 1. Births, marriages, deaths and rates, 1879-1941.

Table 1a. Births, marriages and deaths by months.

Table 1b. Births, marriages, deaths and deaths under one year of age by counties, cities, boroughs and townships.

Table 2. Deaths by age groups, with the percentage of each group of total deaths: 1941.

Chart 1. Births and deaths per 1,000 population, 1880-1939.

Table 3. Deaths of infants under five years of age and percentage of total deaths, 1904-1941.

Table 4. Number of births, stillbirths, deaths under one month, deaths under one year and maternal deaths with rates per 1,000 live births, 1906-1941.

Table 5. Deaths under one month, stillbirths and maternal deaths per 1,000 live births, by counties and certain cities.

Table 7. Births, birth rates, deaths under one year and infant mortality rates, by counties and cities.

Chart 2. Deaths from typhoid fever per 100,000 population, 1880-1939.

Table 8. Comparison between typhoid fever death rates in New Jersey and the United States Registration Area, 1932-1941.

Table 10. Typhoid fever rates by counties, 1932-1941.

Chart 3. Deaths from measles per 100,000 population, 1880-1939.

Chart 4. Deaths from scarlet fever per 100,000 population, 1880-1939.

Chart 5. Deaths from whooping cough per 100,000 population, 1880-1939.

Chart 6. Deaths from diphtheria per 100,000 population, 1880-1939.

Chart 7. Deaths from respiratory tuberculosis per 100,000 population, 1880-1939.

Table 12. Cancer and other malignant tumors by sex, age periods and organs affected.

Table 12a. Cancer and other malignant tumors by part of body affected and color of decedent.

Chart 8. Deaths from cancer and other malignant tumors per 100,000 population, 1880-1939.

Table 13a. Violent or accidental deaths.

Table 13b. Motor vehicle fatalities.

Table 13c. Accidental deaths by type of injury.

Table 13d. Accidental deaths by counties.

- Table 13e. Accidental deaths by months.
- Table 13f. Accidental deaths by ages.
- Table 14. Percentage of the various causes of total deaths and of each sex of total.
- Table 15. Death rates, total, white and colored, from important causes, per 100,000 total, white and colored population.
- Table 16. Deaths (exclusive of stillbirths) by causes and months of death.
- Table 17. Deaths (exclusive of stillbirths) from each cause of the Abridged International List, by age, sex and color.
- Table 18. Deaths (exclusive of stillbirths) by causes, by days, weeks and months of the first year of life.
- Table 19. Deaths (exclusive of stillbirths) under one year of age, by causes and months of death.
- Table 20. Deaths (adjusted for residence) from each cause, Detailed International List, in the counties of New Jersey and selected municipalities of 5,000 or more inhabitants in 1930.
- Table 22. Deaths by causes, sex, color and age periods in the counties and cities having 50,000 or more inhabitants in 1940. (County figures include cities which follow):

|                                                     |                                      |                                             |
|-----------------------------------------------------|--------------------------------------|---------------------------------------------|
| Atlantic County—<br>Atlantic City                   | Gloucester County—                   | Ocean County—                               |
| Bergen County—                                      | Hudson County—<br>Bayonne<br>Hoboken | Passaic County—<br>Passaic City<br>Paterson |
| Burlington County—                                  | Jersey City<br>Union City            | Salem County—                               |
| Camden County—<br>Camden City                       | Hunterdon County—                    | Somerset County—                            |
| Cape May County—                                    | Mercer County—<br>Trenton            | Sussex County—                              |
| Cumberland County—                                  | Middlesex County—                    | Union County—<br>Elizabeth                  |
| Essex County—<br>East Orange<br>Irvington<br>Newark | Monmouth County—                     | Warren County—                              |
|                                                     | Morris County—                       |                                             |

*Population.*—The estimated midyear population of the State for 1941 was 4,199,900. This was obtained by the arithmetical method using the census count of 1940 and the census estimate of civilian population as of May 1, 1942. Due to our inability to arrive at a reasonable factor which would take into consideration the great migration of war workers, the usual population estimates for counties and cities have not been prepared. In computing the death rates in Table 22, 1940 census figures were used.

*Births.*—The number of births for 1941 was 67,104 which was equivalent to a rate of 16.0 per 1,000 population. Total births reported showed an increase of 7,776 over the number for 1940. The 1940 total, 59,328, was 2,469 greater than the number for the previous year. Births, which decreased rapidly from 74,193 in 1925 to 54,841 in 1934, have shown an increase from 1936 on.

The number of illegitimate births reported for 1941 was 1,771, of which 839 were babies born to colored mothers. The figures for 1940 were 1,561 and 679 respectively.

*Marriages.*—The number of marriages reported for 1941 was 46,538, an increase of 5,479 over the number for the previous year. The marriage rate was 11.1 compared with 9.9 for 1940 and 7.7 for 1939.

*Deaths.*—The number of resident deaths for 1941 was 45,971. The death rate for the year, 10.9, was the same as the rate for 1940. The rate for the decade ranged from 10.5 in 1932 to 11.0 in 1937.

*Stillbirths.*—The number of stillbirths reported for 1941 was 1,732. The number for the previous year was 1,543. The 1941 rate was 26.0 per 1,000 live births. The rate for the colored population was 36.1.

TABLE 1—POPULATION; BIRTHS, MARRIAGES AND DEATHS REPORTED WITH RATES PER 1,000 POPULATION

| YEAR | Estimated Population | BIRTHS                    |                                 | MARRIAGES           |                                    | DEATHS           |                                 |
|------|----------------------|---------------------------|---------------------------------|---------------------|------------------------------------|------------------|---------------------------------|
|      |                      | Number of births reported | Birth rate per 1,000 population | Number of marriages | Marriage rate per 1,000 population | Number of deaths | Death rate per 1,000 population |
| 1879 | 1,110,489            | 23,116                    | 20.8                            | 7,096               | 6.3                                | 20,440           | 18.4                            |
| 1880 | 1,133,731            | 23,680                    | 20.8                            | 7,963               | 7.0                                | 18,967           | 16.7                            |
| 1881 | 1,165,112            | 23,484                    | 20.1                            | 8,109               | 6.9                                | 20,312           | 17.6                            |
| 1882 | 1,196,488            | 23,108                    | 19.4                            | 8,837               | 7.3                                | 25,959           | 21.6                            |
| 1883 | 1,227,874            | 24,430                    | 19.8                            | 9,166               | 7.4                                | 23,310           | 18.9                            |
| 1884 | 1,259,258            | 23,263                    | 20.0                            | 8,968               | 7.1                                | 21,716           | 17.2                            |
| 1885 | 1,290,636            | 24,077                    | 18.6                            | 8,989               | 6.9                                | 23,907           | 18.4                            |
| 1886 | 1,322,020            | 25,497                    | 19.2                            | 12,331              | 9.3                                | 22,734           | 17.1                            |
| 1887 | 1,353,402            | 27,340                    | 20.2                            | 15,416              | 11.3                               | 24,331           | 17.9                            |
| 1888 | 1,384,784            | 28,074                    | 20.2                            | 16,025              | 11.5                               | 27,173           | 19.6                            |
| 1889 | 1,416,168            | 29,099                    | 20.5                            | 15,726              | 11.1                               | 26,543           | 18.7                            |
| 1890 | 1,448,589            | 30,103                    | 20.7                            | 15,564              | 10.7                               | 26,530           | 18.6                            |
| 1891 | 1,480,963            | 28,852                    | 19.3                            | 15,303              | 10.2                               | 28,340           | 19.2                            |
| 1892 | 1,513,338            | 30,827                    | 20.4                            | 16,082              | 10.4                               | 32,055           | 21.2                            |
| 1893 | 1,545,709            | 32,255                    | 20.4                            | 17,178              | 10.8                               | 30,596           | 19.3                            |
| 1894 | 1,624,083            | 33,682                    | 20.7                            | 16,245              | 10.0                               | 30,094           | 18.4                            |
| 1895 | 1,697,937            | 31,742                    | 19.0                            | 15,873              | 9.5                                | 30,634           | 18.3                            |
| 1896 | 1,771,831            | 31,907                    | 18.0                            | 15,172              | 10.7                               | 30,767           | 17.9                            |
| 1897 | 1,755,705            | 31,895                    | 17.9                            | 18,171              | 10.3                               | 29,822           | 16.9                            |
| 1898 | 1,799,578            | 32,515                    | 18.0                            | 13,213              | 7.3                                | 27,337           | 15.1                            |
| 1899 | 1,843,432            | 29,419                    | 15.9                            | 13,336              | 7.2                                | 20,999           | 16.8                            |
| 1900 | 1,889,184            | 32,370                    | 17.0                            | 14,611              | 7.7                                | 31,464           | 16.6                            |
| 1901 | 1,935,361            | 34,312                    | 17.8                            | 16,539              | 8.4                                | 31,739           | 16.2                            |
| 1902 | 2,021,539            | 35,116                    | 17.8                            | 18,150              | 8.9                                | 31,319           | 15.4                            |
| 1903 | 2,087,716            | 37,242                    | 17.8                            | 19,512              | 9.3                                | 31,820           | 15.2                            |
| 1904 | 2,158,893            | 38,731                    | 17.9                            | 18,919              | 8.7                                | 35,295           | 16.3                            |
| 1905 | 2,220,070            | 39,889                    | 17.8                            | 20,572              | 9.2                                | 35,854           | 15.2                            |
| 1906 | 2,286,247            | 42,677                    | 18.6                            | 21,580              | 9.4                                | 35,670           | 15.6                            |
| 1907 | 2,352,424            | 44,651                    | 18.9                            | 23,649              | 10.0                               | 37,408           | 15.9                            |
| 1908 | 2,418,601            | 47,405                    | 19.6                            | 26,155              | 10.8                               | 35,597           | 14.7                            |
| 1909 | 2,484,778            | 47,505                    | 19.1                            | 23,724              | 11.9                               | 30,359           | 14.6                            |
| 1910 | 2,550,443            | 47,912                    | 21.2                            | 27,912              | 10.9                               | 34,914           | 14.7                            |
| 1911 | 2,614,177            | 58,133                    | 22.2                            | 25,014              | 9.5                                | 38,612           | 14.7                            |
| 1912 | 2,677,909            | 60,073                    | 22.4                            | 26,821              | 10.0                               | 37,772           | 14.1                            |
| 1913 | 2,741,642            | 61,342                    | 22.4                            | 27,897              | 10.1                               | 39,423           | 14.3                            |
| 1914 | 2,805,374            | 65,403                    | 23.3                            | 28,523              | 10.1                               | 39,967           | 14.2                            |
| 1915 | 2,869,106            | 66,478                    | 23.1                            | 27,984              | 9.6                                | 38,435           | 13.7                            |
| 1916 | 2,932,838            | 70,211                    | 23.9                            | 31,169              | 10.6                               | 43,376           | 14.7                            |
| 1917 | 2,996,569            | 75,309                    | 25.1                            | 30,060              | 10.0                               | 43,532           | 14.5                            |
| 1918 | 3,060,301            | 74,549                    | 24.3                            | 33,889              | 7.8                                | 40,832           | 13.5                            |
| 1919 | 3,124,034            | 79,335                    | 22.7                            | 29,251              | 9.5                                | 39,979           | 12.7                            |
| 1920 | 3,198,092            | 78,431                    | 23.8                            | 31,327              | 9.7                                | 40,820           | 12.7                            |
| 1921 | 3,285,475            | 78,172                    | 23.7                            | 27,815              | 8.4                                | 37,382           | 11.3                            |
| 1922 | 3,371,859            | 74,479                    | 22.0                            | 27,114              | 8.0                                | 40,086           | 11.8                            |
| 1923 | 3,458,243            | 74,611                    | 21.5                            | 28,730              | 8.3                                | 41,294           | 11.9                            |
| 1924 | 3,544,627            | 76,530                    | 21.5                            | 29,631              | 8.4                                | 40,331           | 11.4                            |
| 1925 | 3,631,011            | 74,193                    | 20.4                            | 27,672              | 7.6                                | 41,749           | 11.4                            |
| 1926 | 3,717,395            | 72,386                    | 19.4                            | 28,424              | 7.6                                | 44,396           | 11.9                            |
| 1927 | 3,803,779            | 72,799                    | 19.1                            | 28,316              | 7.4                                | 41,562           | 10.9                            |
| 1928 | 3,890,163            | 70,978                    | 18.0                            | 28,120              | 7.4                                | 44,585           | 11.4                            |
| 1929 | 3,976,546            | 68,297                    | 17.1                            | 30,237              | 7.6                                | 45,746           | 11.5                            |
| 1930 | 4,044,300            | 68,282                    | 16.9                            | 28,499              | 7.0                                | 43,190           | 10.7                            |
| 1931 | 4,056,200            | 64,078                    | 15.8                            | 26,468              | 6.5                                | 44,135           | 10.9                            |
| 1932 | 4,063,100            | 61,215                    | 15.0                            | 22,840              | 5.6                                | 42,828           | 10.5                            |
| 1933 | 4,080,000            | 59,672                    | 13.7                            | 24,453              | 6.0                                | 45,389           | 10.6                            |
| 1934 | 4,091,800            | 54,941                    | 13.4                            | 28,991              | 7.1                                | 43,847           | 10.6                            |
| 1935 | 4,103,700            | 55,059                    | 13.4                            | 29,724              | 7.2                                | 43,267           | 10.5                            |
| 1936 | 4,115,600            | 54,145                    | 13.2                            | 32,771              | 8.0                                | 44,659           | 10.9                            |
| 1937 | 4,127,500            | 55,197                    | 13.4                            | 36,190              | 8.8                                | 45,312           | 11.0                            |
| 1938 | 4,139,400            | 56,822                    | 13.7                            | 31,906              | 7.5                                | 44,045           | 10.6                            |
| 1939 | 4,151,300            | 56,829                    | 13.7                            | 31,895              | 7.7                                | 43,837           | 10.6                            |
| 1940 | 4,163,100            | 59,323                    | 14.3                            | 41,059              | 9.9                                | 45,206           | 10.9                            |
| 1941 | 4,199,900            | 67,104                    | 16.0                            | 46,538              | 11.1                               | 46,971           | 10.9                            |

TABLE 1A.—BIRTHS, MARRIAGES AND DEATHS, 1941

| Month     | Births and deaths corrected for residence |           |        |
|-----------|-------------------------------------------|-----------|--------|
|           | Births                                    | Marriages | Deaths |
| January   | 5,120                                     | 2,163     | 4,722  |
| February  | 4,787                                     | 2,992     | 4,181  |
| March     | 5,390                                     | 1,991     | 4,297  |
| April     | 5,167                                     | 3,840     | 3,869  |
| May       | 5,285                                     | 3,632     | 3,766  |
| June      | 5,776                                     | 6,538     | 3,715  |
| July      | 6,348                                     | 3,440     | 3,530  |
| August    | 6,317                                     | 4,258     | 3,342  |
| September | 5,817                                     | 4,843     | 3,239  |
| October   | 5,781                                     | 4,261     | 3,581  |
| November  | 5,532                                     | 4,656     | 3,726  |
| December  | 5,784                                     | 3,924     | 4,003  |
| Total     | 67,104                                    | 46,538    | 45,971 |

TABLE 1B.—BIRTHS, MARRIAGES, DEATHS AND DEATHS UNDER ONE YEAR OF AGE BY COUNTIES, CITIES, BOROUGHS AND TOWNSHIPS, 1941 (Births and deaths corrected as to residence).

| NAME OF PLACE         | ATLANTIC COUNTY |           |        |                       |
|-----------------------|-----------------|-----------|--------|-----------------------|
|                       | Births          | Marriages | Deaths | Deaths under one year |
| Alsecon City          | 35              |           |        |                       |
| Atlantic City         | 794             | 17        | 26     |                       |
| Brigantine City       | 8               |           | 994    | 34                    |
| Buena Vista Township  | 69              |           | 46     | 4                     |
| Corbin City           | 1               |           | 1      |                       |
| Egg Harbor City       | 1               |           | 4      |                       |
| Egg Harbor Township   | 62              |           | 58     | 3                     |
| Estelle Manor City    | 42              |           | 7      | 39                    |
| Folsom Borough        | 4               |           | 7      | 3                     |
| Galloway Township     | 6               |           | 1      | 2                     |
| Hamilton Township     | 39              |           | 7      | 46                    |
| Hammoncton Town       | 142             |           | 76     | 33                    |
| Lanwood City          | 20              |           | 10     | 25                    |
| Loupsport Borough     | 2               |           | 10     | 2                     |
| Margate City          | 3               |           | 1      | 2                     |
| Mullica Township      | 36              |           | 10     | 42                    |
| Northfield City       | 24              |           | 3      | 20                    |
| Pleasantville Borough | 27              |           | 5      | 24                    |
| Fort Republic City    | 178             | 118       | 174    | 6                     |
| Somers Point City     | 4               |           | 3      | 7                     |
| Ventnor City          | 35              |           | 10     | 33                    |
| Weymouth Township     | 63              |           | 81     | 95                    |
| Total                 | 1684            | 1064      | 1778   | 66                    |

## BERGEN COUNTY

| NAME OF PLACE              | Births | Marriages | Deaths | Deaths under one year |
|----------------------------|--------|-----------|--------|-----------------------|
| Allendale Borough          | 30     | 15        | 24     | 4                     |
| Alpine Borough             | 11     | 6         | 6      | 1                     |
| Bendix Borough             | 1      | 1         | 1      | 1                     |
| Bergenfield Borough        | 169    | 90        | 86     | 2                     |
| Bogota Borough             | 97     | 60        | 63     | 3                     |
| Carlstadt Borough          | 95     | 35        | 61     | 2                     |
| Cliffside Park Borough     | 274    | 111       | 139    | 9                     |
| Closter Borough            | 48     | 26        | 38     | 1                     |
| Cresskill Borough          | 32     | 14        | 23     | 3                     |
| Demarest Borough           | 16     | 6         | 9      | 1                     |
| Dumont Borough             | 128    | 59        | 98     | 6                     |
| East Paterson Borough      | 90     | 39        | 39     | 6                     |
| East Rutherford Borough    | 106    | 128       | 68     | 1                     |
| Edgewater Borough          | 55     | 113       | 90     | 1                     |
| Emerson Borough            | 29     | 9         | 13     | 1                     |
| Englewood City             | 301    | 244       | 198    | 10                    |
| Englewood Cliffs Borough   | 7      | 1         | 7      | 1                     |
| Fair Lawn Borough          | 252    | 32        | 74     | 3                     |
| Fairview Borough           | 121    | 172       | 72     | 4                     |
| Fort Lee Borough           | 125    | 115       | 113    | 3                     |
| Franklin Lakes Borough     | 13     | 4         | 24     | 1                     |
| Garfield City              | 321    | 294       | 211    | 18                    |
| Glen Rock Borough          | 87     | 39        | 53     | 2                     |
| Hackensack City            | 493    | 377       | 291    | 12                    |
| Harrington Park Borough    | 25     | 9         | 7      | 1                     |
| Hasbrouck Heights Borough  | 111    | 72        | 71     | 3                     |
| Haworth Borough            | 23     | 3         | 17     | 2                     |
| Hillsdale Borough          | 47     | 28        | 33     | 1                     |
| Hoboken Borough            | 47     | 28        | 28     | 1                     |
| Hohokus Township           | 69     | 32        | 41     | 4                     |
| Leonia Borough             | 73     | 49        | 61     | 4                     |
| Little Ferry Borough       | 91     | 63        | 42     | 1                     |
| Lodi Borough               | 292    | 107       | 87     | 14                    |
| Lyndhurst Township         | 268    | 203       | 183    | 16                    |
| Maywood Borough            | 68     | 19        | 37     | 4                     |
| Midland Park Borough       | 76     | 29        | 48     | 3                     |
| Montvale Borough           | 32     | 3         | 21     | 1                     |
| Moonachie Borough          | 28     | 11        | 23     | 3                     |
| New Milford Borough        | 45     | 37        | 38     | 3                     |
| North Arlington Borough    | 135    | 79        | 64     | 7                     |
| Northvale Borough          | 28     | 13        | 14     | 2                     |
| Norwood Borough            | 35     | 25        | 17     | 1                     |
| Oakland Borough            | 21     | 6         | 19     | 4                     |
| Old Tappan Borough         | 1      | 1         | 6      | 1                     |
| Oradell Borough            | 41     | 16        | 28     | 1                     |
| Palisades Interstate Park  | 1      | 1         | 2      | 1                     |
| Palisades Park Borough     | 158    | 71        | 83     | 8                     |
| Parsons Borough            | 75     | 29        | 37     | 3                     |
| Park Ridge Borough         | 46     | 32        | 39     | 1                     |
| Ramsey Borough             | 49     | 59        | 33     | 1                     |
| Ridgefield Borough         | 87     | 60        | 37     | 1                     |
| Ridgefield Park Borough    | 174    | 109       | 123    | 3                     |
| Ridgewood Village          | 153    | 164       | 159    | 3                     |
| River Edge Borough         | 38     | 27        | 40     | 6                     |
| Riverdale Township         | 13     | 7         | 8      | 1                     |
| Rochelle Park Township     | 80     | 40        | 32     | 2                     |
| Rockleigh Borough          | 1      | 1         | 1      | 1                     |
| Rutherford Borough         | 11     | 154       | 193    | 6                     |
| Saddle River Borough       | 15     | 5         | 13     | 1                     |
| Saddle River Township      | 15     | 11        | 11     | 4                     |
| South Hackensack Township  | 18     | 14        | 12     | 4                     |
| Teanack Township           | 430    | 162       | 182    | 9                     |
| Tenafly Borough            | 113    | 88        | 62     | 1                     |
| Upper Saddle River Borough | 5      | 6         | 6      | 1                     |
| Waldwick Borough           | 42     | 6         | 22     | 5                     |
| Washington Borough         | 194    | 37        | 37     | 1                     |
| Washington Township        | 1      | 2         | 5      | 1                     |
| Westwood Borough           | 75     | 63        | 76     | 1                     |
| Woodcliff Lake Borough     | 23     | 3         | 13     | 3                     |
| Wood Ridge Borough         | 84     | 60        | 42     | 1                     |
| Wyckoff Township           | 64     | 42        | 45     | 1                     |
| Total                      | 6665   | 4128      | 3935   | 206                   |

## BURLINGTON COUNTY

| NAME OF PLACE           | Births | Marriages | Deaths | Deaths under one year |
|-------------------------|--------|-----------|--------|-----------------------|
| Bass River Township     | 6      | 7         | 12     | 1                     |
| Beverly City            | 53     | 31        | 48     | 2                     |
| Bordentown City         | 72     | 76        | 63     | 1                     |
| Bordentown Township     | 15     | 1         | 9      | 1                     |
| Burlington City         | 244    | 138       | 117    | 11                    |
| Burlington Township     | 24     | 7         | 26     | 1                     |
| Chester Township        | 98     | 65        | 37     | 1                     |
| Chesterfield Township   | 22     | 3         | 31     | 1                     |
| Chinnaminson Township   | 24     | 14        | 31     | 2                     |
| Delanco Township        | 32     | 11        | 34     | 1                     |
| Delran Township         | 38     | 9         | 29     | 2                     |
| Eastampton Township     | 14     | 1         | 5      | 1                     |
| Edgewater Park Township | 7      | 25        | 21     | 1                     |
| EvESHAM Township        | 25     | 12        | 26     | 1                     |
| Field-boro Borough      | 10     | 1         | 9      | 1                     |
| Florence Township       | 107    | 77        | 74     | 5                     |
| Fort Dix Borough        | 3      | 3         | 16     | 1                     |
| Hainesport Township     | 9      | 6         | 6      | 1                     |
| Lumberton Township      | 14     | 6         | 11     | 1                     |
| Mansfield Township      | 24     | 18        | 20     | 1                     |
| Medford Township        | 31     | 20        | 37     | 2                     |
| Medford Lakes Borough   | 1      | 6         | 3      | 1                     |
| Moorestown Township     | 145    | 80        | 104    | 4                     |
| Mount Holly Township    | 124    | 56        | 128    | 8                     |
| Mount Laurel Township   | 56     | 1         | 20     | 1                     |
| New Hanover Township    | 12     | 36        | 15     | 4                     |
| North Hanover Township  | 7      | 4         | 12     | 1                     |
| Painyva Borough         | 102    | 34        | 62     | 1                     |
| Pemberton Borough       | 23     | 23        | 23     | 1                     |
| Pemberton Township      | 41     | 12        | 23     | 1                     |
| Riverside Township      | 131    | 102       | 73     | 4                     |
| Riverton Township       | 39     | 34        | 26     | 1                     |
| Shamong Township        | 15     | 2         | 8      | 1                     |
| Southampton Township    | 16     | 8         | 12     | 1                     |
| Springfield Township    | 29     | 2         | 31     | 1                     |
| Tabernacle Township     | 16     | 4         | 12     | 1                     |
| Washington Township     | 9      | 3         | 3      | 1                     |
| Westampton Township     | 11     | 2         | 5      | 1                     |
| Willingboro Township    | 2      | 1         | 5      | 1                     |
| Woodland Township       | 19     | 1         | 5      | 1                     |
| Wrightstown Borough     | 18     | 6         | 2      | 1                     |
| Total                   | 1886   | 977       | 1184   | 53                    |

## CAMDEN COUNTY

| NAME OF PLACE          | Births | Marriages | Deaths | Deaths under one year |
|------------------------|--------|-----------|--------|-----------------------|
| Audubon Borough        | 173    | 58        | 99     | 2                     |
| Barrington Borough     | 34     | 11        | 28     | 3                     |
| Bellmawr Borough       | 33     | 5         | 26     | 2                     |
| Berlin Borough         | 31     | 52        | 31     | 2                     |
| Berlin Township        | 36     | 7         | 21     | 1                     |
| Brooklawn Borough      | 46     | 17        | 14     | 2                     |
| Camden City            | 3079   | 1347      | 1381   | 103                   |
| Chesilhurst Borough    | 1      | 1         | 3      | 1                     |
| Clementon Borough      | 47     | 18        | 40     | 1                     |
| Collingswood Borough   | 213    | 159       | 165    | 10                    |
| Delaware Township      | 61     | 11        | 86     | 7                     |
| Glbsboro Borough       | 21     | 2         | 8      | 1                     |
| Gloucester City        | 239    | 135       | 191    | 15                    |
| Gloucester Township    | 95     | 60        | 64     | 3                     |
| Haddonfield Borough    | 158    | 102       | 118    | 8                     |
| Haddon Heights Borough | 86     | 74        | 74     | 2                     |
| Haddon Township        | 103    | 60        | 75     | 4                     |
| HINella Borough        | 5      | 9         | 24     | 1                     |
| Laurel Springs Borough | 23     | 9         | 24     | 1                     |
| Lawnside Borough       | 34     | 7         | 27     | 6                     |
| Lindenwold Borough     | 29     | 45        | 28     | 4                     |
| Magnolia Borough       | 39     | 27        | 17     | 1                     |
| Merchantville Borough  | 229    | 71        | 65     | 3                     |
| Mount Ephraim Borough  | 65     | 39        | 13     | 1                     |
| Oaklyn Borough         | 97     | 84        | 38     | 1                     |
| Pensacoken Township    | 214    | 108       | 170    | 12                    |

## CAMDEN COUNTY—Continued

| NAME OF PLACE       | Births | Marriages | Deaths | Deaths under one year |
|---------------------|--------|-----------|--------|-----------------------|
| Pine Hill Borough   | 33     | 10        | 18     | 1                     |
| Pine Valley Borough | ..     | ..        | 2      | ..                    |
| Runnemede Borough   | 31     | 31        | 18     | ..                    |
| Somerfield Borough  | 29     | 5         | 11     | 1                     |
| Stratford Borough   | 17     | 16        | 10     | ..                    |
| Tavistock Borough   | ..     | ..        | ..     | ..                    |
| Voorhees Township   | 14     | 9         | 14     | ..                    |
| Waterford Township  | 49     | 27        | 37     | 5                     |
| Winslow Township    | 38     | 37        | 27     | 2                     |
| Woodlyne Borough    | 48     | 15        | 28     | 2                     |
| Total               | 454    | 264       | 264    | 264                   |

## CAPE MAY COUNTY

| NAME OF PLACE          | Births | Marriages | Deaths | Deaths under one year |
|------------------------|--------|-----------|--------|-----------------------|
| Avon Borough           | ..     | 4         | 7      | ..                    |
| Cape May City          | 35     | 39        | 59     | 1                     |
| Cape May Point Borough | ..     | ..        | 2      | ..                    |
| Dennis Township        | 39     | 6         | 21     | 1                     |
| Lower Township         | 22     | 10        | 21     | 2                     |
| Middle Township        | 58     | 24        | 61     | 3                     |
| North Cape May Borough | ..     | ..        | ..     | ..                    |
| North Wildwood City    | 15     | 15        | 32     | ..                    |
| Ocean City             | 41     | 69        | 78     | ..                    |
| Sea Isle City          | 7      | 10        | 18     | 2                     |
| South Cape May Borough | ..     | ..        | ..     | ..                    |
| Stone Harbor Borough   | 9      | 7         | 5      | ..                    |
| Upper Township         | 18     | 9         | 23     | 1                     |
| West Cape May Borough  | 6      | 2         | 22     | 1                     |
| West Wildwood City     | 1      | ..        | 5      | ..                    |
| Wildwood City          | 58     | 66        | 84     | ..                    |
| Wildwood Crest Borough | 4      | 1         | 14     | ..                    |
| Woodbine Borough       | 30     | 2         | 21     | 2                     |
| Total                  | 343    | 255       | 464    | 13                    |

## CUMBERLAND COUNTY

| NAME OF PLACE            | Births | Marriages | Deaths | Deaths under one year |
|--------------------------|--------|-----------|--------|-----------------------|
| Bridgeton City           | 308    | 184       | 245    | 29                    |
| Commercial Township      | 36     | 17        | 49     | 2                     |
| Deerfield Township       | 40     | 10        | 22     | ..                    |
| Downe Township           | 18     | 11        | 27     | ..                    |
| Fairfield Township       | 49     | 28        | 27     | 4                     |
| Greenwich Township       | 31     | 12        | 20     | 2                     |
| Hopewell Township        | 29     | 12        | 17     | 1                     |
| Lands Township           | 218    | 103       | 164    | 4                     |
| Lawrence Township        | 34     | 16        | 28     | 1                     |
| Maurice River Township   | 25     | 4         | 2      | ..                    |
| Millville City           | 232    | 132       | 202    | 14                    |
| Shiloh Borough           | 7      | 6         | 6      | ..                    |
| Stow Creek Township      | 14     | 5         | 1      | ..                    |
| Upper Deerfield Township | 45     | 19        | 24     | 1                     |
| Vineland Borough         | 145    | 64        | 86     | 7                     |
| Total                    | 1281   | 621       | 966    | 71                    |

## ESSEX COUNTY

| NAME OF PLACE          | Births | Marriages | Deaths | Deaths under one year |
|------------------------|--------|-----------|--------|-----------------------|
| Belleville Town        | 502    | 270       | 237    | 13                    |
| Bloomfield Town        | 642    | 394       | 407    | 4                     |
| Caldwell Borough       | 90     | 80        | 62     | ..                    |
| Caldwell Township      | 18     | 8         | 19     | 1                     |
| Cedar Grove Township   | 63     | 9         | 19     | ..                    |
| East Orange City       | 399    | 358       | 737    | ..                    |
| Essex Falls Borough    | 19     | 11        | 11     | ..                    |
| Glen Ridge Borough     | 81     | 39        | 89     | ..                    |
| Irrington Town         | 883    | 640       | 508    | 17                    |
| Livingston Township    | 153    | 33        | 48     | ..                    |
| Maplewood Township     | 292    | 202       | 202    | 5                     |
| Millburn Township      | 169    | 84        | 85     | 2                     |
| Montclair Town         | 542    | 467       | 489    | 17                    |
| Newark City            | 7049   | 5778      | 5011   | 249                   |
| North Caldwell Borough | 11     | 5         | 12     | ..                    |
| Nutley Town            | 349    | 271       | 195    | 10                    |
| Orange City            | 577    | 523       | 400    | 16                    |
| Roseland Borough       | 49     | 16        | 25     | 4                     |
| South Orange Village   | 145    | 156       | 156    | 5                     |
| Verona Borough         | 144    | 74        | 84     | 6                     |
| West Caldwell Borough  | 77     | 3         | 35     | 1                     |
| West Orange Town       | 361    | 208       | 222    | 14                    |
| Total                  | 13172  | 9819      | 9106   | 415                   |

## GLOUCESTER COUNTY

| NAME OF PLACE            | Births | Marriages | Deaths | Deaths under one year |
|--------------------------|--------|-----------|--------|-----------------------|
| Clayton Borough          | 38     | 19        | 45     | 4                     |
| Deptford Township        | 78     | 25        | 50     | 9                     |
| East Greenwich Township  | 33     | 23        | 14     | 2                     |
| Elk Township             | 22     | 6         | 11     | 2                     |
| Franklin Township        | 72     | 29        | 43     | ..                    |
| Glassboro Borough        | 81     | 55        | 70     | 6                     |
| Greenwich Township       | 37     | 27        | 14     | 1                     |
| Harrison Township        | 36     | 4         | 37     | ..                    |
| Logan Township           | 33     | 14        | 25     | 3                     |
| Mantua Township          | 61     | 17        | 18     | 3                     |
| Monroe Township          | 70     | 49        | 49     | 5                     |
| National Park Borough    | 60     | 15        | 23     | 1                     |
| Newfield Borough         | 11     | 29        | 15     | ..                    |
| Paulsboro Borough        | 142    | 62        | 82     | 11                    |
| Pitman Borough           | 98     | 49        | 108    | 2                     |
| South Harrison Township  | 16     | 3         | 11     | 1                     |
| Swedesboro Borough       | 52     | 38        | 41     | 4                     |
| Washington Township      | 24     | 15        | 21     | ..                    |
| Wenonah Borough          | 25     | 14        | 21     | 1                     |
| West Deptford Township   | 72     | 42        | 41     | 4                     |
| Westville Borough        | 58     | 63        | 46     | 3                     |
| Woodbury City            | 183    | 107       | 114    | 8                     |
| Woodbury Heights Borough | 14     | 4         | 7      | ..                    |
| Woolwich Township        | 19     | 2         | 18     | ..                    |
| Total                    | 1387   | 693       | 924    | 73                    |

## HUDSON COUNTY

| NAME OF PLACE         | Births | Marriages | Deaths | Deaths under one year |
|-----------------------|--------|-----------|--------|-----------------------|
| Bayonne City          | 1197   | 704       | 704    | 30                    |
| East Newark Borough   | 49     | 27        | 16     | ..                    |
| Guttenberg Town       | 75     | 89        | 44     | 1                     |
| Harrison Town         | 239    | 222       | 160    | 13                    |
| Hoboken City          | 733    | 935       | 676    | 31                    |
| Jersey City           | 4898   | 3946      | 4161   | 169                   |
| Kearny Town           | 647    | 328       | 371    | 29                    |
| North Bergen Township | 603    | 252       | 324    | 22                    |
| Secaucus Borough      | 59     | 81        | 60     | 2                     |
| Union City            | 813    | 738       | 636    | 28                    |
| Weehawken Township    | 167    | 174       | 168    | 3                     |
| West New York Town    | 541    | 678       | 384    | 19                    |
| Total                 | 10091  | 8504      | 7022   | 338                   |



## HUNTERDON COUNTY

| NAME OF PLACE        | Births | Marriages | Deaths | Deaths under one year |
|----------------------|--------|-----------|--------|-----------------------|
| Alexandria Township  | 13     | 3         | 9      | 1                     |
| Bethlehem Township   | 7      | 7         | 12     | 1                     |
| Bloomsbury Borough   | 4      | 7         | 12     | 1                     |
| Calton Borough       | 17     | 9         | 12     | 1                     |
| Clinton Town         | 17     | 12        | 23     | 1                     |
| Clinton Township     | 23     | 11        | 21     | 2                     |
| Delaware Township    | 24     | 17        | 23     | 2                     |
| East Amwell Township | 18     | 7         | 24     | 3                     |
| Flemington Borough   | 60     | 44        | 49     | 3                     |
| Franklin Township    | 12     | 14        | 12     | 2                     |
| Frenchtown Borough   | 12     | 13        | 25     | 3                     |
| Glen Gardner Borough | 6      | 6         | 20     | 2                     |
| Hampton Borough      | 18     | 9         | 14     | 2                     |
| High Bridge Borough  | 29     | 13        | 32     | 2                     |
| Holland Township     | 11     | 9         | 10     | 1                     |
| Kingwood Township    | 10     | 6         | 12     | 1                     |
| Lambertville City    | 67     | 43        | 56     | 4                     |
| Lebanon Borough      | 12     | 4         | 11     | 1                     |
| Lebanon Township     | 14     | 4         | 17     | 1                     |
| Milford Borough      | 17     | 4         | 11     | 1                     |
| Raritan Township     | 26     | 1         | 22     | 1                     |
| Readington Township  | 41     | 44        | 31     | 3                     |
| Stockton Borough     | 11     | 5         | 4      | 1                     |
| Towstewary Township  | 11     | 10        | 17     | 1                     |
| Tulon Township       | 11     | 2         | 9      | 1                     |
| West Amwell Township | 11     | 3         | 6      | 1                     |
| Total                | 504    | 291       | 484    | 25                    |

## MERCER COUNTY

| NAME OF PLACE         | Births | Marriages | Deaths | Deaths under one year |
|-----------------------|--------|-----------|--------|-----------------------|
| East Windsor Township | 7      | ...       | 14     | 2                     |
| Ewing Township        | 193    | 52        | 92     | 5                     |
| Hamilton Township     | 599    | 297       | 335    | 20                    |
| Highstown Borough     | 63     | 34        | 49     | 5                     |
| Hopewell Borough      | 28     | 27        | 27     | 1                     |
| Hopewell Township     | 63     | 9         | 43     | 2                     |
| Lawrence Township     | 115    | 48        | 54     | 2                     |
| Pennington Borough    | 26     | 12        | 10     | 1                     |
| Princeton Borough     | 145    | 102       | 81     | 1                     |
| Princeton Township    | 48     | 10        | 36     | 1                     |
| Trenton City          | 1925   | 1513      | 1299   | 85                    |
| Washington Township   | 24     | 9         | 14     | 2                     |
| West Windsor Township | 41     | 16        | 29     | 3                     |
| Total                 | 3275   | 2129      | 2176   | 130                   |

## MIDDLESEX COUNTY

| NAME OF PLACE            | Births | Marriages | Deaths | Deaths under one year |
|--------------------------|--------|-----------|--------|-----------------------|
| Carlisle Borough         | 212    | 173       | 118    | 13                    |
| Cranbury Township        | 40     | 20        | 34     | 7                     |
| Dunellen Borough         | 108    | 80        | 61     | 2                     |
| East Brunswick Township  | 47     | 27        | 33     | 2                     |
| Helmetta Borough         | 12     | 24        | 5      | 1                     |
| Highland Park Borough    | 136    | 89        | 68     | 4                     |
| Jamesburg Borough        | 33     | 43        | 45     | 2                     |
| Madison Township         | 68     | 14        | 42     | 3                     |
| Metuchen Borough         | 115    | 58        | 77     | 6                     |
| Middlesex Borough        | 35     | 16        | 28     | 2                     |
| Milford Borough          | 38     | 38        | 35     | 2                     |
| Monroe Township          | 22     | 9         | 32     | 2                     |
| New Brunswick City       | 545    | 506       | 389    | 28                    |
| North Brunswick Township | 63     | 67        | 33     | 2                     |
| Perth Amboy City         | 689    | 606       | 402    | 16                    |

## MIDDLESEX COUNTY—Continued

| NAME OF PLACE            | Births | Marriages | Deaths | Deaths under one year |
|--------------------------|--------|-----------|--------|-----------------------|
| Piscataway Township      | 95     | ...       | 56     | ...                   |
| Plainboro Township       | 16     | 36        | 5      | 1                     |
| Raritan Township         | 168    | 110       | 88     | 3                     |
| Sacreville Borough       | 134    | 100       | 67     | 4                     |
| South Amboy City         | 131    | 104       | 93     | 6                     |
| South Brunswick Township | 30     | 160       | 45     | 4                     |
| South Plainfield Borough | 92     | 16        | 44     | 1                     |
| South River Borough      | 151    | 160       | 160    | 1                     |
| Spotswood Borough        | 32     | 7         | 11     | 1                     |
| Woodbridge Township      | 475    | 196       | 241    | 11                    |
| Total                    | 3592   | 2588      | 2121   | 121                   |

## MONMOUTH COUNTY

| NAME OF PLACE               | Births | Marriages | Deaths | Deaths under one year |
|-----------------------------|--------|-----------|--------|-----------------------|
| Allenhurst Borough          | 8      | 1         | 14     | ...                   |
| Allentown Borough           | 21     | 20        | 17     | 3                     |
| Asbury Park City            | 206    | 255       | 228    | 8                     |
| Atlantic Township           | 12     | 19        | 11     | ...                   |
| Atlantic Highlands Borough  | 45     | 35        | 48     | ...                   |
| Avon Borough                | 25     | 48        | 23     | ...                   |
| Belmar Borough              | 58     | 19        | 20     | ...                   |
| Bradley Beach Borough       | 42     | 49        | 38     | 1                     |
| Brielle Borough             | 5      | 1         | 3      | ...                   |
| Deal Borough                | 12     | 14        | 13     | ...                   |
| Eatonville Borough          | 33     | 27        | 24     | 1                     |
| Englishtown Borough         | 19     | 5         | 15     | 1                     |
| Fair Haven Borough          | 31     | 9         | 26     | 1                     |
| Farmingdale Borough         | 21     | 8         | 11     | ...                   |
| Fort Monmouth               | 2      | 14        | 2      | 1                     |
| Freehold Borough            | 119    | 99        | 87     | 4                     |
| Freehold Township           | 35     | 34        | 27     | 3                     |
| Highlands Borough           | 51     | 34        | 30     | ...                   |
| Holmdel Township            | 16     | 3         | 17     | ...                   |
| Howell Township             | 40     | 29        | 37     | 1                     |
| Interlaken Borough          | 13     | 5         | 3      | ...                   |
| Jersey Homesteads Borough   | 7      | 8         | 3      | ...                   |
| Keansburg Borough           | 58     | 51        | 60     | 2                     |
| Keyport Borough             | 103    | 104       | 72     | 5                     |
| Little Silver Borough       | 29     | 26        | 23     | ...                   |
| Long Branch City            | 294    | 21        | 246    | 7                     |
| Mantoloking Township        | 19     | 19        | 26     | 1                     |
| Mansquan Borough            | 31     | 86        | 41     | 2                     |
| Marlboro Township           | 26     | 8         | 33     | 1                     |
| Matawan Borough             | 65     | 35        | 52     | 2                     |
| Matawan Township            | 28     | 4         | 29     | 1                     |
| Middletown Township         | 129    | 80        | 142    | 4                     |
| Millsboro Township          | 23     | 2         | 11     | 1                     |
| Monmouth Beach Borough      | 7      | 4         | 5      | ...                   |
| Neptune Township            | 144    | 60        | 159    | 7                     |
| Neptune City Borough        | 54     | 17        | 24     | 2                     |
| Ocean Township              | 58     | 22        | 89     | ...                   |
| Oceanport Borough           | 31     | 32        | 21     | ...                   |
| Raritan Township            | 19     | 3         | 17     | ...                   |
| Red Bank Borough            | 13     | 219       | 162    | 4                     |
| Rumson Borough              | 41     | 32        | 21     | 1                     |
| Sea Bright Borough          | 12     | 9         | 9      | ...                   |
| Sea Girt Borough            | 10     | 9         | 13     | ...                   |
| Shrewsbury Township         | 12     | 12        | 12     | ...                   |
| Shrewsbury Borough          | 9      | 39        | 16     | ...                   |
| South Belmar Borough        | 9      | 7         | 7      | 1                     |
| Spring Lake Heights Borough | 28     | 23        | 23     | 1                     |
| Spring Lake Heights Borough | 6      | 1         | 6      | ...                   |
| Union Beach Borough         | 46     | 4         | 19     | 1                     |
| Upper Freehold Township     | 23     | 7         | 27     | 1                     |
| Wall Township               | 47     | 16        | 59     | 2                     |
| West Long Branch Borough    | 27     | 25        | 32     | 2                     |
| Total                       | 2417   | 1848      | 2169   | 75                    |

## MORRIS COUNTY - 1941

| NAME OF PLACE                  | Births | Marriages | Deaths | Deaths under one year |
|--------------------------------|--------|-----------|--------|-----------------------|
| Boonton Town                   | 98     | 77        | 76     | 3                     |
| Boonton Township               | 9      | 8         | 5      | ...                   |
| Butler Borough                 | 56     | 69        | 32     | ...                   |
| Chatham Borough                | 114    | 38        | 79     | 4                     |
| Chatham Township               | 21     | 5         | 14     | ...                   |
| Chester Borough                | 16     | 9         | 8      | ...                   |
| Chester Township               | 8      | 2         | 5      | ...                   |
| Denville Township              | 81     | 28        | 48     | 4                     |
| Dover Town                     | 181    | 178       | 138    | 4                     |
| East Hanover Township          | 17     | 28        | 17     | 1                     |
| Florham Park Borough           | 13     | 10        | 24     | ...                   |
| Hanover Township               | 70     | 41        | 24     | 2                     |
| Harding Township               | 24     | 5         | 21     | 1                     |
| Jefferson Township             | 35     | 10        | 15     | 1                     |
| Kinnelon Borough               | 7      | 1         | 8      | ...                   |
| Lincoln Park Borough           | 26     | 18        | 17     | ...                   |
| Madison Borough                | 136    | 89        | 102    | 6                     |
| Mendham Borough                | 14     | 21        | 20     | ...                   |
| Mendham Township               | 29     | 3         | 5      | ...                   |
| Mine Hill Township             | 23     | 12        | 17     | ...                   |
| Montville Township             | 54     | 28        | 36     | 2                     |
| Morris Plains Borough          | 40     | 38        | 34     | ...                   |
| Morristown Town                | 229    | 159       | 222    | 7                     |
| Morris Township                | 53     | 38        | 51     | 3                     |
| Mountain Lakes Borough         | 29     | 14        | 17     | ...                   |
| Mount Arlington Borough        | 11     | 7         | 12     | 1                     |
| Mount Olive Township           | 37     | 5         | 22     | 1                     |
| Nelson Borough                 | 39     | 32        | 18     | 1                     |
| Parsippany-Froy Hills Township | 63     | 27        | 63     | 4                     |
| Parsippany Township            | 39     | 24        | 21     | 1                     |
| Pegannock Township             | 69     | 24        | 29     | 3                     |
| Randolph Township              | 33     | 22        | 29     | 1                     |
| Riverside Borough              | 12     | 8         | 18     | 1                     |
| Rockaway Borough               | 38     | 39        | 36     | 3                     |
| Rockaway Township              | 53     | 13        | 25     | ...                   |
| Roxbury Township               | 86     | 38        | 51     | 3                     |
| Washington Township            | 25     | 11        | 34     | 2                     |
| Wharton Borough                | 65     | 46        | 44     | 3                     |
| Total                          | 1994   | 1231      | 1404   | 62                    |

## OCEAN COUNTY - 1941

| NAME OF PLACE                | Births | Marriages | Deaths | Deaths under one year |
|------------------------------|--------|-----------|--------|-----------------------|
| Barnegat City Borough        | 2      | ...       | 1      | ...                   |
| Bay Head Borough             | 8      | ...       | 15     | ...                   |
| Beach Haven Borough          | 17     | 9         | 4      | ...                   |
| Beachwood Borough            | 19     | 4         | 11     | 1                     |
| Berkeley Township            | 8      | 8         | 15     | ...                   |
| Brick Township               | 33     | 21        | 17     | 1                     |
| Dover Township               | 62     | 94        | 73     | 5                     |
| Eagleswood Township          | 10     | 5         | 15     | 1                     |
| Harrer Cedars Borough        | 1      | ...       | 1      | ...                   |
| Island Beach Borough         | ...    | ...       | ...    | ...                   |
| Island Heights Borough       | 4      | 3         | 11     | 1                     |
| Jackson Township             | 24     | 21        | 27     | 1                     |
| Lacey Township               | 3      | 2         | 15     | ...                   |
| Lakehurst Borough            | 11     | 11        | 16     | ...                   |
| Lakeswood Township           | 110    | 89        | 113    | 3                     |
| Lavallette Borough           | 2      | 2         | 8      | ...                   |
| Little Egg Harbor Township   | 5      | ...       | 4      | ...                   |
| Long Beach Township          | 4      | 5         | 3      | ...                   |
| Manchester Township          | 21     | ...       | 8      | 1                     |
| Mantoloking Borough          | 1      | 2         | 4      | ...                   |
| Ocean Township               | 10     | 6         | 4      | 1                     |
| Ocean Gate Borough           | 4      | 2         | 8      | ...                   |
| Pine Beach Borough           | 4      | 2         | 5      | ...                   |
| Plumsted Township            | 29     | 9         | 31     | 6                     |
| Point Pleasant Borough       | 46     | 11        | 38     | 2                     |
| Point Pleasant Beach Borough | 8      | 23        | 20     | ...                   |

## OCEAN COUNTY—Continued - 1941

| NAME OF PLACE                       | Births | Marriages | Deaths | Deaths under one year |
|-------------------------------------|--------|-----------|--------|-----------------------|
| Seaside Heights Borough             | 8      | 9         | 7      | ...                   |
| Seaside Park Borough                | 3      | 8         | 8      | ...                   |
| Ship Bottom-Beach Arlington Borough | 3      | 3         | 5      | ...                   |
| South Toms River Borough            | 8      | 2         | 4      | ...                   |
| Stafford Township                   | 19     | 5         | 23     | 1                     |
| Surf City Borough                   | 3      | 2         | 3      | ...                   |
| Tuckerton Borough                   | 31     | 11        | 17     | 1                     |
| Union Township                      | 23     | 17        | 11     | 1                     |
| Total                               | 534    | 400       | 554    | 28                    |

## PASSAIC COUNTY

| NAME OF PLACE         | Births | Marriages | Deaths | Deaths under one year |
|-----------------------|--------|-----------|--------|-----------------------|
| Bloomington Borough   | 45     | 32        | 25     | 3                     |
| Clifton City          | 796    | 340       | 398    | 23                    |
| Haledon Borough       | 88     | 30        | 64     | 5                     |
| Hawthorne Borough     | 177    | 122       | 130    | 5                     |
| Little Falls Township | 114    | 56        | 60     | 4                     |
| North Haledon Borough | 40     | 17        | 22     | 1                     |
| Passaic City          | 819    | 1108      | 615    | 32                    |
| Paterson City         | 2094   | 1868      | 1682   | 103                   |
| Pompton Lakes Borough | 35     | 77        | 30     | 4                     |
| Prospect Park Borough | 101    | 102       | 51     | 7                     |
| Ringwood Borough      | 26     | 9         | 10     | 2                     |
| Totowa Borough        | 59     | 37        | 35     | 4                     |
| Wanaque Borough       | 65     | 34        | 39     | 4                     |
| Wayne Township        | 146    | 54        | 79     | 3                     |
| West Milford Township | 38     | 28        | 24     | 4                     |
| West Paterson Borough | 86     | 14        | 32     | 4                     |
| Total                 | 4710   | 3926      | 3267   | 204                   |

## SALEM COUNTY

| NAME OF PLACE                 | Births | Marriages | Deaths | Deaths under one year |
|-------------------------------|--------|-----------|--------|-----------------------|
| Alloway Township              | 39     | 9         | 10     | ...                   |
| Elmer Borough                 | 22     | 35        | 23     | 4                     |
| Elsinboro Township            | 23     | ...       | 10     | ...                   |
| Lower Alloways Creek Township | 27     | ...       | 6      | ...                   |
| Lower Penns Neck Township     | 122    | ...       | 17     | 2                     |
| Mannington Township           | 31     | 31        | 53     | 7                     |
| Oldmans Township              | 28     | 7         | 19     | 3                     |
| Penns Grove Borough           | 190    | 70        | 94     | 15                    |
| Pilesgrove Township           | 40     | 5         | 19     | 1                     |
| Pittsgrove Township           | 43     | 12        | 28     | 3                     |
| Quinton Township              | 40     | 8         | 15     | ...                   |
| Salem City                    | 190    | 81        | 118    | 3                     |
| Upper Penns Neck Township     | 77     | 12        | 33     | 2                     |
| Upper Pittsgrove Township     | 33     | 13        | 18     | 1                     |
| Woodstown Borough             | 33     | 22        | 31     | 1                     |
| Total                         | 943    | 316       | 502    | 33                    |

## SOMERSET COUNTY

| NAME OF PLACE             | Births | Marriages | Deaths | Deaths under one year |
|---------------------------|--------|-----------|--------|-----------------------|
| Belminster Township       | 17     | 19        | 11     | 1                     |
| Bernards Township         | 72     | 27        | 22     | 1                     |
| Bernardsville Borough     | 59     | 25        | 35     | 1                     |
| Loud Brook Borough        | 140    | 167       | 80     | 3                     |
| Branchburg Township       | 19     | 15        | 19     | ...                   |
| Bedgewater Township       | 117    | 22        | 80     | 8                     |
| Far Hills Borough         | 14     | 9         | 8      | ...                   |
| Franklin Township         | 127    | 39        | 56     | 2                     |
| Green Brook Township      | 10     | 3         | 4      | 1                     |
| Hillsborough Township     | 35     | 23        | 42     | ...                   |
| Manville Borough          | 111    | 32        | 55     | 5                     |
| Hillstone Borough         | 3      | 4         | 4      | ...                   |
| Montgomery Township       | 29     | 6         | 27     | ...                   |
| North Plainfield Borough  | 138    | 105       | 131    | 3                     |
| Peapack-Gladstone Borough | 17     | 9         | 15     | 1                     |
| Raritan Borough           | 72     | 70        | 28     | ...                   |
| Rocky Hill Borough        | 14     | 8         | 2      | 1                     |
| Somerville Borough        | 165    | 93        | 107    | 6                     |
| South Bound Brook Borough | 43     | 19        | 21     | 2                     |
| Warren Township           | 47     | 11        | 15     | ...                   |
| Watchung Borough          | 15     | 19        | 15     | ...                   |
| Total                     | 1294   | 769       | 778    | 35                    |

## SUSSEX COUNTY

| NAME OF PLACE       | Births | Marriages | Deaths | Deaths under one year |
|---------------------|--------|-----------|--------|-----------------------|
| Andover Borough     | 13     | 6         | 9      | ...                   |
| Andover Township    | 16     | 1         | 4      | 1                     |
| Branchville Borough | 21     | 11        | 13     | ...                   |
| Byram Township      | 7      | 3         | 3      | ...                   |
| Frankford Township  | 39     | 9         | 9      | 1                     |
| Franklin Borough    | 73     | 48        | 88     | 7                     |
| Fretton Township    | 6      | 8         | 5      | ...                   |
| Green Township      | 12     | 4         | 9      | 2                     |
| Hamburg Borough     | 31     | 21        | 14     | 1                     |
| Hampton Township    | 16     | 2         | 5      | ...                   |
| Hardyston Township  | 28     | 4         | 12     | 1                     |
| Hopatcong Borough   | 8      | 2         | 7      | 1                     |
| Lafayette Township  | 15     | 13        | 14     | 1                     |
| Montague Township   | 7      | 7         | 7      | ...                   |
| Newton Town         | 89     | 63        | 72     | 7                     |
| Ogdensburg Borough  | 36     | 3         | 11     | ...                   |
| Sandyston Township  | 11     | 5         | 8      | ...                   |
| Sparta Township     | 39     | 23        | 13     | 2                     |
| Stanhope Borough    | 32     | 15        | 12     | 1                     |
| Stillwater Township | 17     | 13        | 11     | ...                   |
| Sussex Borough      | 27     | 38        | 25     | 2                     |
| Vernon Township     | 31     | 9         | 26     | 1                     |
| Walpack Township    | 4      | ...       | ...    | ...                   |
| Wantage Township    | 40     | 7         | 23     | 8                     |
| Total               | 611    | 297       | 353    | 31                    |

## UNION COUNTY

| NAME OF PLACE           | Births | Marriages | Deaths | Deaths under one year |
|-------------------------|--------|-----------|--------|-----------------------|
| Clark Township          | 52     | 3         | 12     | ...                   |
| Cranford Township       | 238    | 106       | 121    | 5                     |
| Elizabeth City          | 1945   | 1470      | 1120   | 36                    |
| Fauwood Borough         | 44     | 8         | 18     | 2                     |
| Garwood Borough         | 31     | 25        | 31     | ...                   |
| Hillside Township       | 272    | 140       | 155    | 5                     |
| Kenilworth Borough      | 59     | 14        | 18     | ...                   |
| Linden City             | 528    | 230       | 353    | ...                   |
| Mountainside Borough    | 20     | 18        | 12     | 2                     |
| New Providence Borough  | 40     | 19        | 19     | ...                   |
| New Providence Township | 31     | 9         | 16     | ...                   |
| Plainfield City         | 684    | 446       | 431    | 22                    |
| Rahway City             | 249    | 203       | 164    | ...                   |
| Roselle Borough         | 245    | 147       | 140    | 15                    |
| Roselle Park Borough    | 130    | 63        | 80     | 8                     |
| Scotch Plains Township  | 109    | 27        | 39     | 3                     |
| Springfield Township    | 78     | 53        | 37     | ...                   |
| Summit City             | 232    | 165       | 165    | ...                   |
| Union Township          | 469    | 157       | 210    | 11                    |
| Westfield Town          | 269    | 186       | 179    | 3                     |
| Total                   | 5778   | 3496      | 3192   | 166                   |

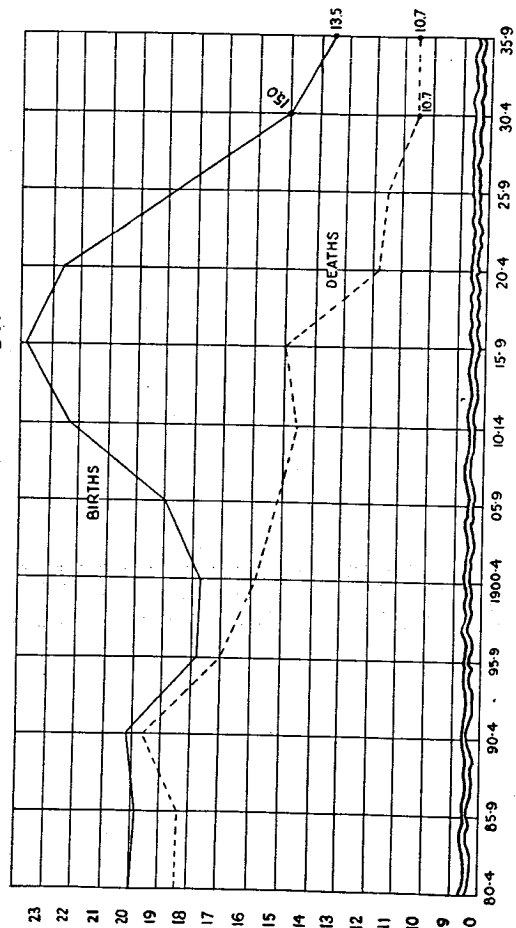
## WARREN COUNTY

| NAME OF PLACE         | Births | Marriages | Deaths | Deaths under one year |
|-----------------------|--------|-----------|--------|-----------------------|
| Allanuchy Township    | 7      | 2         | 9      | ...                   |
| Alpha Borough         | 41     | 47        | 21     | 3                     |
| Belvidere Town        | 51     | 43        | 42     | 4                     |
| Blairstown Township   | 17     | 18        | 21     | ...                   |
| Franklin Township     | 25     | 9         | 15     | ...                   |
| Frelighuysen Township | 9      | 2         | 8      | ...                   |
| Greenwich Township    | 27     | 17        | 12     | ...                   |
| Hackettstown Town     | 51     | 31        | 47     | 3                     |
| Hardwick Township     | 5      | 1         | 4      | ...                   |
| Harmony Township      | 19     | 7         | 16     | ...                   |
| Hope Township         | 6      | 4         | 3      | ...                   |
| Independence Township | 22     | 21        | 13     | ...                   |
| Knowlton Township     | 19     | 9         | 20     | 1                     |
| Liberty Township      | 2      | ...       | 3      | ...                   |
| Lopatcong Township    | 13     | 3         | 8      | ...                   |
| Mansfield Township    | 11     | 9         | 17     | ...                   |
| Oxford Township       | 28     | 29        | 27     | ...                   |
| Pahaquarry Township   | 1      | ...       | ...    | ...                   |
| Phillipsburg Town     | 270    | 237       | 221    | 9                     |
| Polatcong Township    | 20     | 8         | 18     | ...                   |
| Washington Borough    | 82     | 61        | 68     | 2                     |
| Washington Township   | 21     | 5         | 22     | ...                   |
| White Township        | 22     | 7         | 7      | 1                     |
| Total                 | 769    | 572       | 628    | 23                    |
| State Total           | 67,104 | 46,538    | 45,971 | 2,292                 |

TABLE 2—DEATHS BY AGE PERIODS AND PERCENTAGES OF EACH OF TOTAL DEATHS, 1941

| Deaths<br>Percentage of total | AGE PERIODS |              |        |         |         |         |               |        |          |          |          |          |          | 90 and over | Unknown |          |          |
|-------------------------------|-------------|--------------|--------|---------|---------|---------|---------------|--------|----------|----------|----------|----------|----------|-------------|---------|----------|----------|
|                               | Total       | Under 1 year | 1 year | 2 years | 3 years | 4 years | Under 5 years | 5 to 9 | 10 to 19 | 20 to 29 | 30 to 39 | 40 to 49 | 50 to 59 |             |         | 60 to 69 | 70 to 79 |
| 46,071                        | 2,292       | 137          | 108    | 87      | 85      | 2,809   | 267           | 705    | 1,320    | 2,192    | 4,412    | 7,807    | 10,326   | 10,082      | 5,325   | 217      | 116      |
| 100.0                         | 5.2         | 0.3          | 0.2    | 0.2     | 0.1     | 6.1     | 0.6           | 1.5    | 2.9      | 4.8      | 9.6      | 17.0     | 22.5     | 21.6        | 11.6    | 0.4      | 0.3      |

### NEW JERSEY BIRTHS AND DEATHS AVERAGE ANNUAL RATES 1,000 POPULATION



*Infant Mortality*—The infant mortality rate for 1941 was 35.6 per 1,000 babies born alive. The rate for 1940, 35.3, was the lowest infant mortality rate ever attained in New Jersey. Reference to Table 4 will show the great decrease in the infant death rate in New Jersey since extensive baby welfare work was undertaken.

*Colored Races*—The infant mortality rate for the colored races was 69.9. The colored races have shown high mortality rates ever since vital statistics were first collected and analyzed.

*Maternal Mortality*—The rate of 2.5 for 1941 was 13.8% lower than the rate for 1940 and was the lowest since such rates were first computed in 1906. The average rate for the five-year period 1936-1940 was 3.3 per 1,000 live births. The colored maternal mortality rate for 1941 was 4.4.

TABLE 3—NUMBER OF DEATHS AT ALL AGES, UNDER ONE YEAR OF AGE AND UNDER FIVE YEARS OF AGE, AND THEIR PERCENTAGES OF TOTAL DEATHS

| CALENDAR YEAR | DEATHS IN NEW JERSEY |                |                     |                  |                     |
|---------------|----------------------|----------------|---------------------|------------------|---------------------|
|               | All Ages             | Under one year |                     | Under five years |                     |
|               |                      | Number         | Percentage of Total | Number           | Percentage of Total |
| 1904          | 35,298               | 7,472          | 21.2                | 10,927           | 31.0                |
| 1905          | 33,864               | 6,951          | 20.5                | 9,864            | 29.1                |
| 1906          | 35,670               | 7,773          | 21.8                | 11,246           | 31.5                |
| 1907          | 37,408               | 7,732          | 20.7                | 10,867           | 29.0                |
| 1908          | 35,597               | 7,823          | 22.0                | 10,869           | 30.5                |
| 1909          | 36,359               | 7,658          | 21.1                | 11,137           | 30.6                |
| 1910          | 39,494               | 8,352          | 21.1                | 11,648           | 29.5                |
| 1911          | 38,612               | 7,642          | 19.8                | 10,740           | 27.8                |
| 1912          | 37,772               | 7,457          | 19.7                | 10,309           | 27.3                |
| 1913          | 39,425               | 7,542          | 19.1                | 10,686           | 27.1                |
| 1914          | 39,967               | 7,431          | 18.6                | 10,278           | 25.7                |
| 1915          | 39,435               | 7,077          | 17.9                | 9,828            | 24.9                |
| 1916          | 43,376               | 7,348          | 16.9                | 11,188           | 25.8                |
| 1917          | 43,532               | 7,582          | 17.4                | 10,267           | 23.6                |
| 1918          | 60,852               | 8,372          | 13.8                | 13,709           | 22.5                |
| 1919          | 39,979               | 6,111          | 15.3                | 8,661            | 21.7                |
| 1920          | 40,820               | 6,672          | 16.3                | 9,569            | 23.4                |
| 1921          | 37,362               | 5,773          | 15.4                | 8,047            | 21.5                |
| 1922          | 40,086               | 5,864          | 14.6                | 8,371            | 20.9                |
| 1923          | 41,294               | 5,368          | 13.0                | 7,727            | 18.7                |
| 1924          | 40,531               | 5,359          | 15.5                | 7,344            | 21.3                |
| 1925          | 41,749               | 5,109          | 12.3                | 6,997            | 16.8                |
| 1926          | 44,396               | 5,090          | 11.5                | 7,442            | 16.8                |
| 1927          | 41,562               | 4,464          | 10.7                | 6,045            | 14.5                |
| 1928          | 44,555               | 4,600          | 10.3                | 6,438            | 14.4                |
| 1929          | 45,746               | 4,116          | 9.0                 | 5,795            | 12.6                |
| 1930          | 43,190               | 3,870          | 9.0                 | 5,205            | 12.1                |
| 1931          | 44,135               | 3,649          | 8.3                 | 4,916            | 11.1                |
| 1932          | 42,826               | 3,089          | 7.2                 | 4,049            | 9.4                 |
| 1933          | 43,380               | 2,608          | 6.0                 | 3,512            | 8.1                 |
| 1934          | 43,547               | 2,686          | 6.2                 | 3,518            | 8.1                 |
| 1935          | 43,267               | 2,539          | 5.9                 | 3,291            | 7.6                 |
| 1936          | 44,659               | 2,383          | 5.3                 | 3,039            | 6.8                 |
| 1937          | 45,312               | 2,170          | 4.8                 | 2,870            | 6.3                 |
| 1938          | 44,045               | 2,228          | 5.1                 | 2,810            | 6.4                 |
| 1939          | 43,837               | 2,180          | 5.0                 | 2,677            | 6.1                 |
| 1940          | 45,206               | 2,094          | 4.6                 | 2,506            | 5.6                 |
| 1941          | 45,971               | 2,392          | 5.2                 | 2,809            | 6.1                 |

DEPARTMENT OF HEALTH

BUREAU OF VITAL STATISTICS

TABLE 4.—NUMBER OF BIRTHS, STILLBIRTHS, DEATHS UNDER ONE MONTH, DEATHS UNDER ONE YEAR AND MATERNAL DEATHS IN NEW JERSEY, WITH RATES PER 1,000 LIVE BIRTHS

| Year | Births Reported | Deaths Under 1 Year of Age | Rates per 1,000 Live Births | Deaths Under 1 Month of Age | Rates per 1,000 Live Births | Stillbirths | Rates per 1,000 Births | Maternal Deaths | Rates per 1,000 Live Births |
|------|-----------------|----------------------------|-----------------------------|-----------------------------|-----------------------------|-------------|------------------------|-----------------|-----------------------------|
| 1906 | 42,677          | 7,773                      | 182.1                       | 2,545                       | 59                          | 2,399       | 56                     | 322             | 7.5                         |
| 1907 | 44,651          | 7,732                      | 173.2                       | 2,602                       | 58                          | 2,530       | 56                     | 289             | 6.5                         |
| 1908 | 47,405          | 7,923                      | 165.2                       | 2,655                       | 56                          | 2,617       | 55                     | 329             | 6.9                         |
| 1909 | 47,508          | 7,658                      | 161.2                       | 2,661                       | 56                          | 2,639       | 55                     | 311             | 6.5                         |
| 1910 | 53,942          | 8,352                      | 154.8                       | 2,801                       | 51                          | 2,737       | 50                     | 377             | 6.9                         |
| 1911 | 58,133          | 7,642                      | 131.4                       | 2,887                       | 49                          | 2,754       | 47                     | 427             | 7.3                         |
| 1912 | 60,073          | 7,457                      | 124.1                       | 2,836                       | 47                          | 2,953       | 46                     | 415             | 6.9                         |
| 1913 | 61,442          | 7,342                      | 122.7                       | 2,903                       | 47                          | 2,866       | 46                     | 460             | 7.4                         |
| 1914 | 63,403          | 7,431                      | 113.6                       | 2,995                       | 45                          | 3,074       | 47                     | 416             | 6.3                         |
| 1915 | 66,476          | 7,077                      | 106.4                       | 2,862                       | 43                          | 3,075       | 46                     | 390             | 5.8                         |
| 1916 | 70,211          | 7,348                      | 104.7                       | 3,075                       | 43                          | 3,221       | 45                     | 383             | 5.4                         |
| 1917 | 75,309          | 7,582                      | 100.7                       | 3,256                       | 43                          | 3,183       | 42                     | 411             | 5.4                         |
| 1918 | 74,549          | 8,372                      | 112.3                       | 3,175                       | 42                          | 3,047       | 42                     | 417             | 5.5                         |
| 1919 | 76,431          | 6,111                      | 86.1                        | 2,696                       | 38                          | 3,047       | 42                     | 366             | 5.1                         |
| 1920 | 70,935          | 6,672                      | 73.8                        | 2,961                       | 38                          | 3,221       | 42                     | 472             | 6.1                         |
| 1921 | 76,431          | 8,72                       | 78.7                        | 2,630                       | 36                          | 3,242       | 41                     | 464             | 5.9                         |
| 1922 | 74,479          | 5,864                      | 78.7                        | 2,773                       | 37                          | 3,169       | 42                     | 466             | 6.2                         |
| 1923 | 74,611          | 7,611                      | 79.9                        | 2,621                       | 35                          | 3,177       | 42                     | 424             | 5.4                         |
| 1924 | 76,530          | 5,359                      | 70.0                        | 2,739                       | 35                          | 3,010       | 41                     | 466             | 6.0                         |
| 1925 | 74,193          | 5,100                      | 68.8                        | 2,607                       | 35                          | 3,018       | 41                     | 461             | 6.2                         |
| 1926 | 72,386          | 5,090                      | 70.3                        | 2,537                       | 35                          | 3,074       | 42                     | 394             | 5.4                         |
| 1927 | 72,790          | 4,464                      | 61.3                        | 2,462                       | 33                          | 3,074       | 42                     | 406             | 6.1                         |
| 1928 | 70,076          | 4,600                      | 65.6                        | 2,485                       | 35                          | 2,864       | 40                     | 406             | 5.7                         |
| 1929 | 69,207          | 4,116                      | 60.2                        | 2,233                       | 32                          | 2,767       | 40                     | 367             | 5.3                         |
| 1930 | 68,282          | 3,870                      | 56.6                        | 2,107                       | 30                          | 2,647       | 38                     | 390             | 5.7                         |
| 1931 | 64,078          | 3,649                      | 56.9                        | 2,064                       | 32                          | 2,578       | 40                     | 378             | 5.4                         |
| 1932 | 61,215          | 3,089                      | 50.4                        | 1,802                       | 32                          | 2,343       | 38                     | 351             | 5.1                         |
| 1933 | 56,072          | 2,608                      | 46.5                        | 1,533                       | 27                          | 2,073       | 36                     | 289             | 4.8                         |
| 1934 | 54,841          | 2,686                      | 48.9                        | 1,634                       | 29                          | 2,025       | 36                     | 294             | 4.8                         |
| 1935 | 55,059          | 2,539                      | 46.1                        | 1,560                       | 28                          | 1,905       | 34                     | 249             | 4.8                         |
| 1936 | 54,145          | 2,383                      | 44.0                        | 1,449                       | 26                          | 1,846       | 34                     | 202             | 4.8                         |
| 1937 | 55,197          | 2,170                      | 39.3                        | 1,327                       | 24                          | 1,731       | 31                     | 182             | 3.3                         |
| 1938 | 56,602          | 2,228                      | 39.3                        | 1,365                       | 24                          | 1,704       | 30                     | 191             | 3.3                         |
| 1939 | 56,859          | 2,180                      | 38.3                        | 1,412                       | 25                          | 1,609       | 28                     | 173             | 2.9                         |
| 1940 | 59,328          | 2,094                      | 35.3                        | 1,422                       | 24                          | 1,543       | 26                     | 172             | 2.9                         |
| 1941 | 67,104          | 2,392                      | 35.6                        | 1,651                       | 25                          | 1,732       | 26                     | 166             | 2.5                         |

TABLE 5.—DEATHS UNDER ONE MONTH, STILLBIRTHS AND MATERNAL MORTALITY PER THOUSAND LIVE BIRTHS—1941

|                   | Rate per 1,000 Live Births |             |                 |
|-------------------|----------------------------|-------------|-----------------|
|                   | Deaths Under One Month     | Stillbirths | Maternal Deaths |
| New Jersey        | 25                         | 26          | 2.5             |
| Atlantic County   | 27                         | 21          | 4.8             |
| Atlantic City     | 26                         | 23          | 8.8             |
| Bergen County     | 24                         | 22          | 1.8             |
| Burlington County | 21                         | 23          | 4.2             |
| Camden County     | 28                         | 24          | 3.6             |
| Camden City       | 28                         | 24          | 4.3             |
| Cape May County   | 26                         | 26          | 2.9             |
| Cumberland County | 28                         | 24          | 6.5             |
| Essex County      | 24                         | 26          | 2.4             |
| East Orange       | 18                         | 27          | 1.0             |
| Irvington         | 17                         | 20          | 3.4             |
| Newark            | 24                         | 30          | 3.1             |
| Gloucester County | 32                         | 25          | 3.7             |
| Hudson County     | 22                         | 29          | 2.1             |
| Bayonne           | 18                         | 28          | 2.5             |
| Hoboken           | 29                         | 36          | 1.3             |
| Jersey City       | 21                         | 30          | 2.0             |
| Union City        | 28                         | 23          | 1.2             |
| Hunterdon County  | 40                         | 28          | 4.0             |
| Mercer County     | 26                         | 28          | 2.4             |
| Trenton           | 28                         | 29          | 3.1             |
| Middlesex County  | 23                         | 31          | 3.1             |
| Monmouth County   | 21                         | 28          | 2.5             |
| Morris County     | 21                         | 20          | 2.5             |
| Ocean County      | 36                         | 22          | 1.9             |
| Passaic County    | 34                         | 31          | 1.7             |
| Passaic City      | 28                         | 28          | 0.0             |
| Paterson          | 39                         | 31          | 1.4             |
| Salem County      | 28                         | 22          | 2.1             |
| Somerset County   | 19                         | 26          | 1.5             |
| Sussex County     | 18                         | 15          | 1.6             |
| Union County      | 22                         | 26          | 1.6             |
| Elizabeth         | 22                         | 26          | 2.1             |
| Warren County     | 21                         | 20          | 1.3             |

TABLE 7.—BIRTHS, DEATHS UNDER ONE YEAR AND INFANT MORTALITY RATES  
(EXCLUSIVE OF STILLBIRTHS)—1941

|                           | <i>Births<br/>(Exclusive of<br/>Stillbirths)</i> | <i>Deaths<br/>Under<br/>One Year</i> | <i>Infant<br/>Mortality<br/>Rates</i> |
|---------------------------|--------------------------------------------------|--------------------------------------|---------------------------------------|
| New Jersey .....          | 67,104                                           | 2,392                                | 36                                    |
| Atlantic County .....     | 1,654                                            | 66                                   | 40                                    |
| Atlantic City .....       | 794                                              | 34                                   | 43                                    |
| Hammonton .....           | 142                                              | 8                                    | 56                                    |
| Pleasantville .....       | 178                                              | 6                                    | 34                                    |
| Bergen County .....       | 6,665                                            | 206                                  | 31                                    |
| Bergenfield .....         | 169                                              | 2                                    | 12                                    |
| Cliffside Park .....      | 274                                              | 9                                    | 33                                    |
| Englewood .....           | 301                                              | 10                                   | 33                                    |
| Fairview .....            | 121                                              | 4                                    | 33                                    |
| Fort Lee .....            | 125                                              | 3                                    | 24                                    |
| Garfield .....            | 521                                              | 18                                   | 35                                    |
| Hackensack .....          | 408                                              | 12                                   | 29                                    |
| Lodi .....                | 202                                              | 14                                   | 69                                    |
| Lyndhurst Township .....  | 288                                              | 16                                   | 56                                    |
| North Arlington .....     | 135                                              | 7                                    | 52                                    |
| Ridgefield Park .....     | 174                                              | 3                                    | 17                                    |
| Ridgewood .....           | 155                                              | 3                                    | 19                                    |
| Rutherford .....          | 171                                              | 6                                    | 35                                    |
| Teaneck Township .....    | 420                                              | 9                                    | 21                                    |
| Wallington .....          | 194                                              | 5                                    | 26                                    |
| Burlington County .....   | 1,686                                            | 53                                   | 31                                    |
| Burlington .....          | 244                                              | 11                                   | 45                                    |
| Camden County .....       | 4,504                                            | 204                                  | 45                                    |
| Camden .....              | 2,079                                            | 103                                  | 50                                    |
| Audubon .....             | 173                                              | 2                                    | 12                                    |
| Collingswood .....        | 213                                              | 10                                   | 47                                    |
| Gloucester City .....     | 239                                              | 15                                   | 63                                    |
| Haddonfield .....         | 158                                              | 8                                    | 51                                    |
| Pennsauken Township ..... | 214                                              | 12                                   | 56                                    |
| Cape May County .....     | 343                                              | 13                                   | 38                                    |
| Cumberland County .....   | 1,231                                            | 71                                   | 58                                    |
| Bridgeton .....           | 308                                              | 29                                   | 94                                    |
| Millville .....           | 232                                              | 14                                   | 60                                    |
| Vineland .....            | 145                                              | 7                                    | 48                                    |
| Essex County .....        | 13,172                                           | 415                                  | 32                                    |
| Belleville .....          | 502                                              | 13                                   | 26                                    |
| Bloomfield .....          | 642                                              | 21                                   | 33                                    |
| East Orange .....         | 999                                              | 21                                   | 21                                    |
| Irvington .....           | 883                                              | 17                                   | 19                                    |
| Maplewood Township .....  | 239                                              | 7                                    | 29                                    |
| Millburn Township .....   | 160                                              | 2                                    | 13                                    |

|                             | <i>Births<br/>(Exclusive of<br/>Stillbirths)</i> | <i>Deaths<br/>Under<br/>One Year</i> | <i>Infant<br/>Mortality<br/>Rates</i> |
|-----------------------------|--------------------------------------------------|--------------------------------------|---------------------------------------|
| Montclair .....             | 542                                              | 17                                   | 31                                    |
| Newark .....                | 7,068                                            | 249                                  | 35                                    |
| Nutley .....                | 349                                              | 10                                   | 29                                    |
| Orange .....                | 577                                              | 16                                   | 28                                    |
| South Orange .....          | 145                                              | 5                                    | 34                                    |
| West Orange .....           | 361                                              | 14                                   | 39                                    |
| Gloucester County .....     | 1,337                                            | 73                                   | 55                                    |
| Woodbury .....              | 185                                              | 8                                    | 43                                    |
| Hudson County .....         | 10,091                                           | 338                                  | 33                                    |
| Bayonne .....               | 1,197                                            | 30                                   | 25                                    |
| Guttenberg .....            | 75                                               | 1                                    | 13                                    |
| Harrison .....              | 259                                              | 13                                   | 50                                    |
| Hoboken .....               | 753                                              | 31                                   | 41                                    |
| Jersey City .....           | 4,898                                            | 169                                  | 35                                    |
| Kearny .....                | 647                                              | 20                                   | 31                                    |
| North Bergen Township ..... | 603                                              | 22                                   | 36                                    |
| Secaucus .....              | 89                                               | 2                                    | 22                                    |
| Union City .....            | 813                                              | 28                                   | 34                                    |
| Weehawken Township .....    | 167                                              | 3                                    | 18                                    |
| West New York .....         | 541                                              | 19                                   | 35                                    |
| Hunterdon County .....      | 504                                              | 25                                   | 50                                    |
| Mercer County .....         | 3,275                                            | 130                                  | 40                                    |
| Princeton .....             | 145                                              | 2                                    | 14                                    |
| Trenton .....               | 1,925                                            | 85                                   | 44                                    |
| Middlesex County .....      | 3,592                                            | 121                                  | 34                                    |
| Carteret .....              | 212                                              | 13                                   | 61                                    |
| Highland Park .....         | 130                                              | 4                                    | 31                                    |
| New Brunswick .....         | 545                                              | 28                                   | 51                                    |
| Perth Amboy .....           | 689                                              | 16                                   | 23                                    |
| Sayreville .....            | 134                                              | 6                                    | 45                                    |
| South Amboy .....           | 151                                              | 4                                    | 26                                    |
| South River .....           | 181                                              | 5                                    | 28                                    |
| Woodbridge Township .....   | 475                                              | 11                                   | 23                                    |
| Monmouth County .....       | 2,417                                            | 75                                   | 31                                    |
| Asbury Park .....           | 206                                              | 8                                    | 39                                    |
| Long Branch .....           | 294                                              | 7                                    | 24                                    |
| Neptune Township .....      | 144                                              | 7                                    | 49                                    |
| Red Bank .....              | 179                                              | 4                                    | 22                                    |
| Morris County .....         | 1,994                                            | 62                                   | 31                                    |
| Dover .....                 | 181                                              | 4                                    | 22                                    |
| Madison .....               | 136                                              | 6                                    | 44                                    |
| Morristown .....            | 229                                              | 7                                    | 31                                    |

|                         | <i>Births<br/>(Exclusive of<br/>Stillbirths)</i> | <i>Deaths<br/>Under<br/>One Year</i> | <i>Infant<br/>Mortality<br/>Rates</i> |
|-------------------------|--------------------------------------------------|--------------------------------------|---------------------------------------|
| Ocean County .....      | 534                                              | 28                                   | 52                                    |
| Passaic County .....    | 4,710                                            | 204                                  | 43                                    |
| Clifton .....           | 796                                              | 23                                   | 29                                    |
| Hawthorne .....         | 177                                              | 5                                    | 28                                    |
| Passaic .....           | 819                                              | 32                                   | 39                                    |
| Paterson .....          | 2,094                                            | 103                                  | 49                                    |
| Salem County .....      | 943                                              | 53                                   | 56                                    |
| Salem City .....        | 190                                              | 10                                   | 53                                    |
| Somerset County .....   | 1,294                                            | 35                                   | 27                                    |
| Bound Brook .....       | 140                                              | 3                                    | 21                                    |
| North Plainfield .....  | 138                                              | 3                                    | 22                                    |
| Somerville .....        | 165                                              | 6                                    | 36                                    |
| Sussex County .....     | 611                                              | 31                                   | 51                                    |
| Union County .....      | 5,778                                            | 166                                  | 29                                    |
| Cranford Township ..... | 238                                              | 5                                    | 21                                    |
| Elizabeth .....         | 1,945                                            | 56                                   | 29                                    |
| Hillside Township ..... | 272                                              | 5                                    | 18                                    |
| Linden .....            | 528                                              | 21                                   | 40                                    |
| Plainfield .....        | 684                                              | 22                                   | 32                                    |
| Rahway .....            | 249                                              | 8                                    | 32                                    |
| Roselle .....           | 245                                              | 15                                   | 61                                    |
| Roselle Park .....      | 130                                              | 8                                    | 62                                    |
| Summit .....            | 252                                              | 5                                    | 20                                    |
| Union Township .....    | 469                                              | 11                                   | 23                                    |
| Westfield .....         | 269                                              | 3                                    | 11                                    |
| Warren County .....     | 769                                              | 23                                   | 30                                    |
| Phillipsburg .....      | 270                                              | 9                                    | 33                                    |

NOTE: Birth rates formerly supplied in this table were not computed due to inability to arrive at reasonably accurate estimates of population. The fathers of many of the babies were men in the armed forces who were not included in Federal estimates of population. War industry was also responsible for an unusual movement of civilian population into and throughout the State.

*Typhoid Fever*—The number of deaths was 8 and the death rate only 0.2 per 100,000 population. Similar figures for 1940 were 11 and 0.3 respectively. That the New Jersey rate was low was proven by the 1941 rate of 0.8 for the United States. The number of deaths from typhoid fever and other diseases of the International List of Causes of Death by counties and cities, may be obtained by referring to Table 20. Table 22 shows the more important causes by sex, color and age groups.

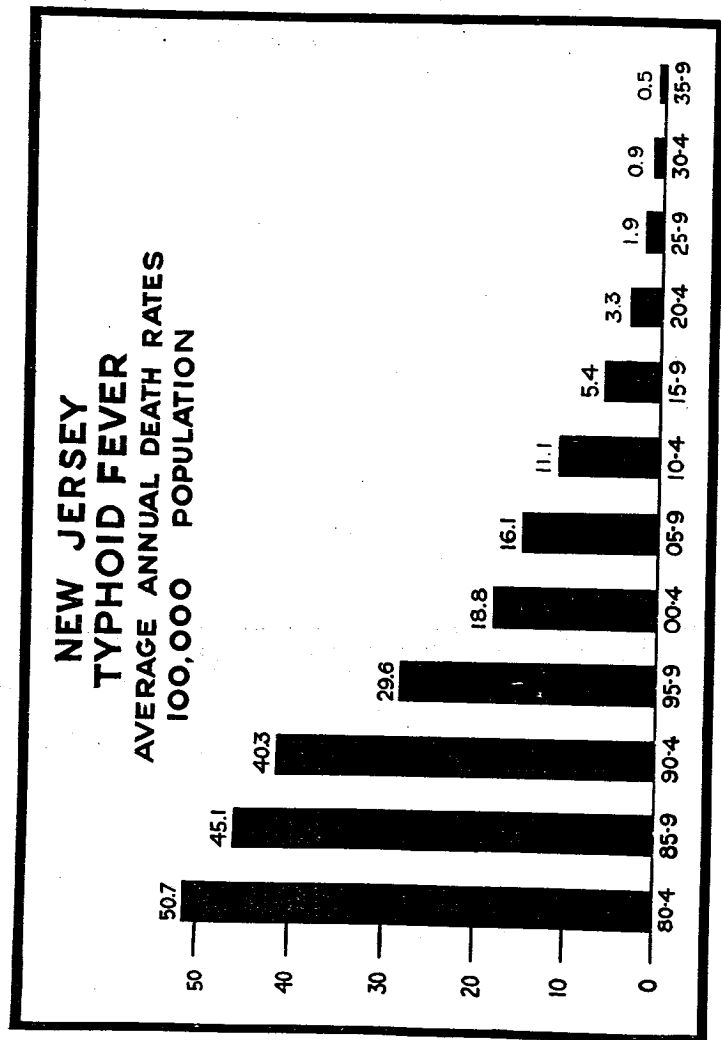




TABLE 8—COMPARATIVE DEATH RATES FROM TYPHOID FEVER PER 100,000 POPULATION, IN THE REGISTRATION AREA OF U. S. AND IN N. J. FOR 10 YEARS

|                                              | 1932 | 1933 | 1934 | 1935 | 1936 | 1937 | 1938 | 1939 | 1940 | 1941 |
|----------------------------------------------|------|------|------|------|------|------|------|------|------|------|
| Registration area of the United States ..... | 3.6  | 3.5  | 3.3  | 2.7  | 2.5  | 2.1  | 1.9  | 1.5  | 1.1  | 0.8  |
| New Jersey .....                             | 0.7  | 0.9  | 0.7  | 0.5  | 0.6  | 0.5  | 0.4  | 0.4  | 0.3  | 0.2  |

TABLE 10—DEATHS FROM TYPHOID FEVER, PER 100,000 POPULATION, BY COUNTIES, FOR 10 YEARS

|                  | 1932 | 1933 | 1934 | 1935 | 1936 | 1937 | 1938 | 1939 | 1940 | 1941 |
|------------------|------|------|------|------|------|------|------|------|------|------|
| Atlantic .....   | 2.2  | 2.1  | 1.5  | 5.8  | 4.3  | 1.4  | 1.4  | 2.4  | 0.8  | ...  |
| Bergen .....     | 0.2  | 1.0  | 0.9  | 1.4  | 0.4  | 0.4  | ...  | 0.2  | 0.5  | ...  |
| Burlington ..... | 3.1  | 4.1  | ...  | 1.0  | 2.0  | 1.0  | 1.0  | ...  | ...  | ...  |
| Camden .....     | 1.5  | 1.5  | 0.3  | 1.1  | 0.3  | 0.7  | ...  | 1.2  | ...  | 0.4  |
| Cape May .....   | ...  | ...  | 3.2  | 6.2  | 3.0  | ...  | ...  | ...  | ...  | ...  |
| Cumberland ..... | 1.3  | 2.7  | ...  | ...  | ...  | ...  | 1.4  | ...  | ...  | ...  |
| Essex .....      | 0.5  | 0.3  | 0.4  | 0.1  | 0.1  | 0.5  | 0.5  | 0.6  | 0.1  | 0.1  |
| Gloucester ..... | 2.9  | 2.5  | 1.9  | ...  | 1.2  | 1.2  | ...  | ...  | 1.4  | ...  |
| Hudson .....     | 0.2  | 0.1  | 0.1  | ...  | 0.2  | 0.1  | 0.6  | ...  | 0.3  | ...  |
| Hunterdon .....  | ...  | ...  | ...  | ...  | ...  | ...  | ...  | ...  | ...  | 2.7  |
| Mercer .....     | 0.3  | 2.0  | 0.5  | ...  | 1.0  | ...  | 0.5  | ...  | 1.0  | ...  |
| Middlesex .....  | 1.3  | 0.4  | ...  | ...  | ...  | ...  | 0.4  | ...  | 0.9  | 0.5  |
| Monmouth .....   | 3.1  | 1.8  | 7.7  | 1.2  | 0.6  | 3.6  | ...  | ...  | 0.6  | 0.8  |
| Morris .....     | ...  | 1.6  | 1.7  | ...  | ...  | ...  | ...  | ...  | ...  | ...  |
| Ocean .....      | ...  | 2.7  | ...  | ...  | 2.6  | ...  | ...  | ...  | ...  | ...  |
| Passaic .....    | 0.6  | ...  | 0.6  | 0.3  | 0.3  | ...  | 0.3  | 0.3  | ...  | 0.3  |
| Salmon .....     | ...  | 3.4  | ...  | ...  | 5.5  | ...  | 2.4  | ...  | ...  | ...  |
| Somerset .....   | ...  | 5.6  | 1.4  | 1.4  | 2.8  | 1.3  | ...  | ...  | ...  | ...  |
| Sussex .....     | ...  | ...  | ...  | ...  | ...  | 3.4  | ...  | ...  | ...  | ...  |
| Union .....      | ...  | 0.5  | ...  | ...  | 0.2  | 2.8  | ...  | ...  | 0.3  | 0.3  |
| Warren .....     | ...  | ...  | ...  | ...  | ...  | ...  | ...  | ...  | ...  | ...  |
| New Jersey ..... | 0.7  | 0.9  | 0.7  | 0.5  | 0.6  | 0.5  | 0.4  | 0.4  | 0.3  | 0.2  |

*Smallpox*—No deaths from smallpox have occurred in New Jersey since 1925, when as in 1924 the disease was prevalent in epidemic form in certain sections of the State.

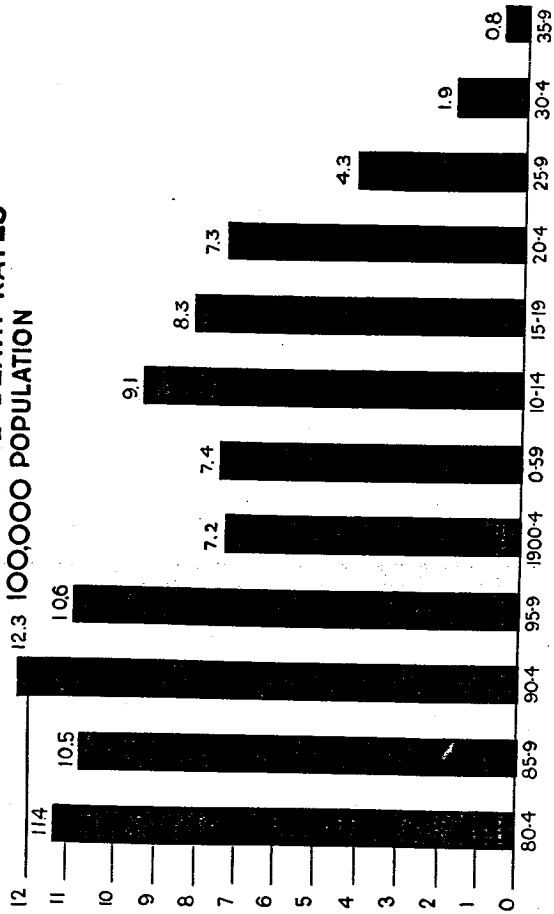
*Malaria*—As the following figures show, deaths during recent years from this affection are practically negligible in this State:

|            |     |            |     |            |    |            |   |
|------------|-----|------------|-----|------------|----|------------|---|
| 1879 ..... | 268 | 1895 ..... | 144 | 1911 ..... | 25 | 1927 ..... | 2 |
| 1880 ..... | 293 | 1896 ..... | 119 | 1912 ..... | 29 | 1928 ..... | 3 |
| 1881 ..... | 431 | 1897 ..... | 132 | 1913 ..... | 11 | 1929 ..... | 5 |
| 1882 ..... | 379 | 1898 ..... | 82  | 1914 ..... | 10 | 1930 ..... | 5 |
| 1883 ..... | 290 | 1899 ..... | 96  | 1915 ..... | 17 | 1931 ..... | 0 |
| 1884 ..... | 230 | 1900 ..... | 84  | 1916 ..... | 10 | 1932 ..... | 3 |
| 1885 ..... | 209 | 1901 ..... | 50  | 1917 ..... | 5  | 1933 ..... | 1 |
| 1886 ..... | 243 | 1902 ..... | 36  | 1918 ..... | 13 | 1934 ..... | 0 |
| 1887 ..... | 217 | 1903 ..... | 40  | 1919 ..... | 2  | 1935 ..... | 6 |
| 1888 ..... | 264 | 1904 ..... | 47  | 1920 ..... | 5  | 1936 ..... | 3 |
| 1889 ..... | 203 | 1905 ..... | 21  | 1921 ..... | 10 | 1937 ..... | 0 |
| 1890 ..... | 195 | 1906 ..... | 33  | 1922 ..... | 3  | 1938 ..... | 1 |
| 1891 ..... | 180 | 1907 ..... | 29  | 1923 ..... | 2  | 1939 ..... | 1 |
| 1892 ..... | 198 | 1908 ..... | 30  | 1924 ..... | 6  | 1940 ..... | 0 |
| 1893 ..... | 148 | 1909 ..... | 25  | 1925 ..... | 3  | 1941 ..... | 0 |
| 1894 ..... | 162 | 1910 ..... | 25  | 1926 ..... | 2  |            |   |

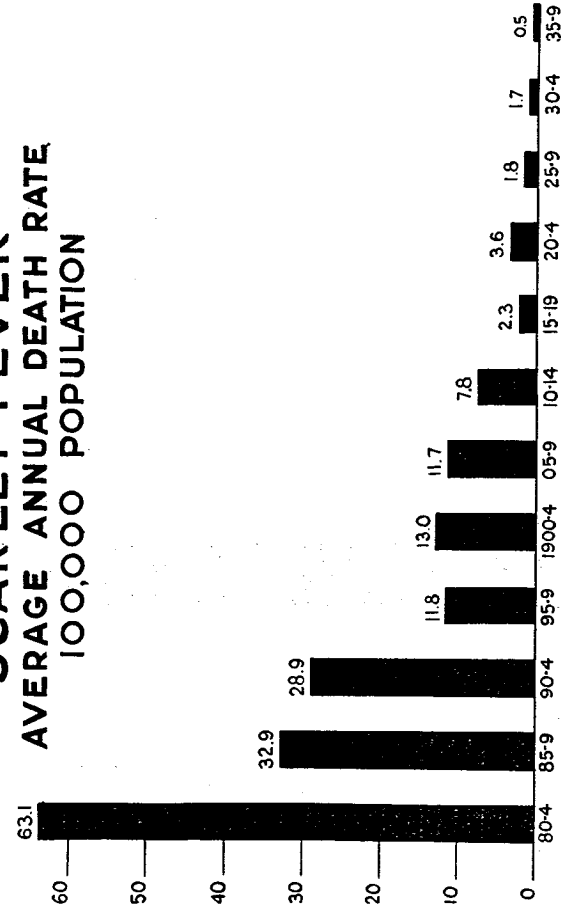
*Measles*—Twenty-six deaths occurred from this disease, equivalent to a rate of 0.6 per 100,000 population. In 1940 8 deaths were reported, equivalent to a rate of 0.2.

*Scarlet Fever*—The number of deaths from scarlet fever was 8, equivalent to a rate of 0.2 per 100,000 population. The number for the previous year was 17 and the rate was 0.4.

**NEW JERSEY  
MEASLES  
AVERAGE ANNUAL DEATH RATES  
100,000 POPULATION**

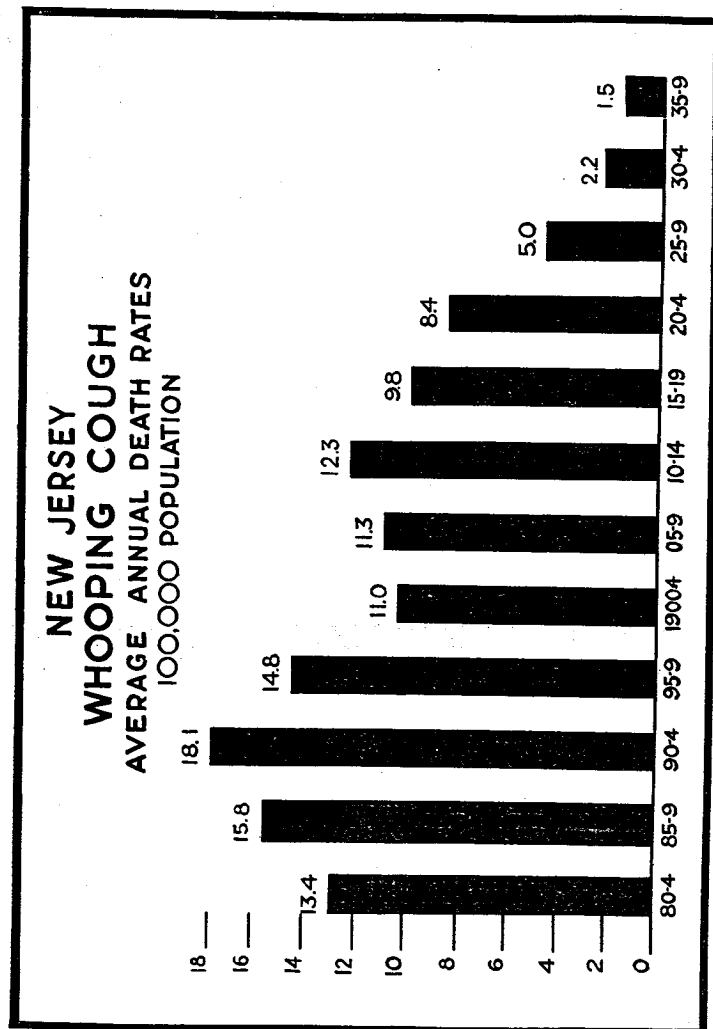


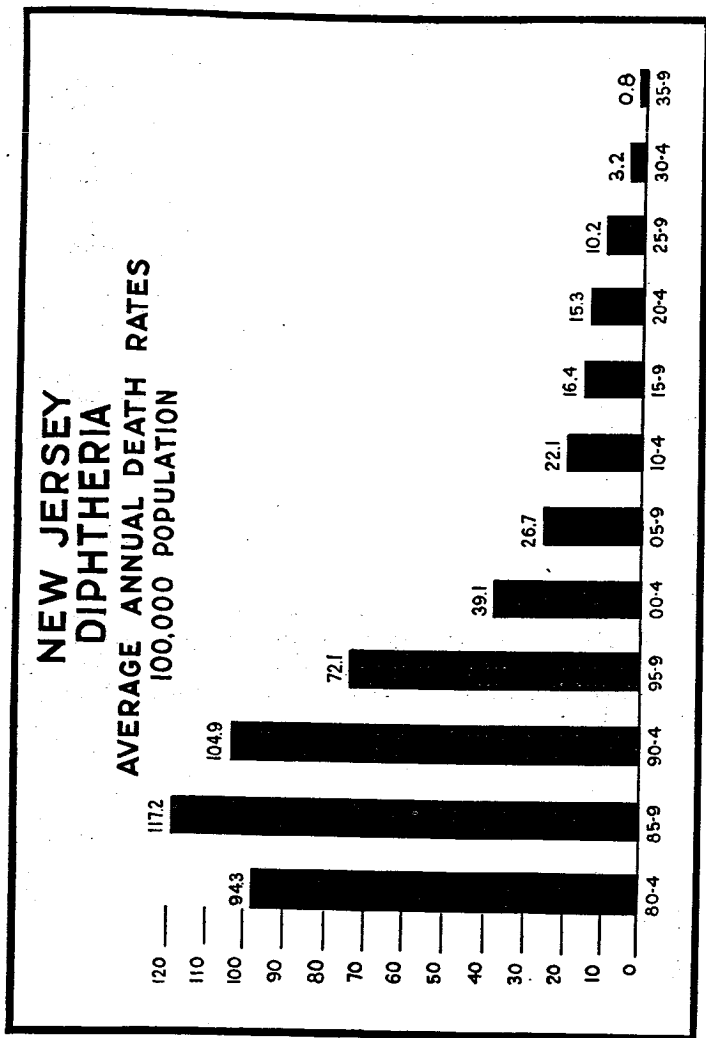
**NEW JERSEY  
SCARLET FEVER  
AVERAGE ANNUAL DEATH RATE  
100,000 POPULATION**



*Whooping Cough*—This disease caused 35 deaths during 1941; for 1940 the number was 24 and for 1939, 44. The 1941 death rate was 0.83 per 100,000 population.

*Diphtheria*—During 1941 only 8 persons died from diphtheria and laryngeal croup, equivalent to a rate of 0.2 per 100,000 population. This rate was 66.7% lower than the 1940 rate of 0.6. The death rate from diphtheria for 1888 was 148 per 100,000 population. During the decade beginning with 1900, the rate declined from 48 to 25. The following ten-year period showed a decline to 18. The rate for 1941 was decidedly favorable when compared with the 1941 rate for the United States, which was 1.0.





*Tuberculosis*—The number of deaths from all forms of tuberculosis during 1941 was 1,850, of which 1,708 were deaths from tuberculosis of the respiratory system. The death rates per 100,000 population were 44.0 and 40.7 respectively. The rates for 1940 were 43.8 and 40.5.

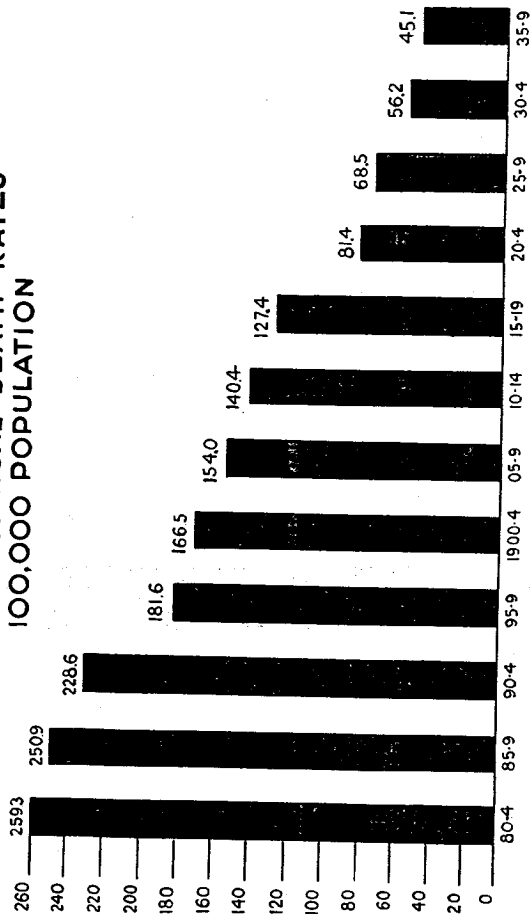
*White*—The number of deaths of white persons from all forms of tuberculosis was 1,402. This was equivalent to a rate of 35.3 per 100,000 white population. Similar figures for 1940 were 1,386 and 35.2.

*Colored*—The number of deaths from all forms of tuberculosis was 448 and the rate 193.9 per 100,000 of colored population. Similar figures for 1940 were 439 and 190.0.

Rates for tuberculosis of the respiratory system and other forms of tuberculosis, by color, may be obtained by reference to Table 15.

*Cancer*—The number of deaths from cancer and other malignant growths for 1941 was 6,521 and the death rate was 155.3 per 100,000 population compared with 150.8 for the previous year. The mortality from the disease, with few exceptions, has steadily increased since the time records were first kept in New Jersey. This may be due, in some measure, to the increasing age of the population and also to more accurate diagnosis of the disease by physicians.

## NEW JERSEY RESPIRATORY TUBERCULOSIS AVERAGE ANNUAL DEATH RATES 100,000 POPULATION



## NEW JERSEY CANCER AVERAGE ANNUAL DEATH RATES 100,000 POPULATION

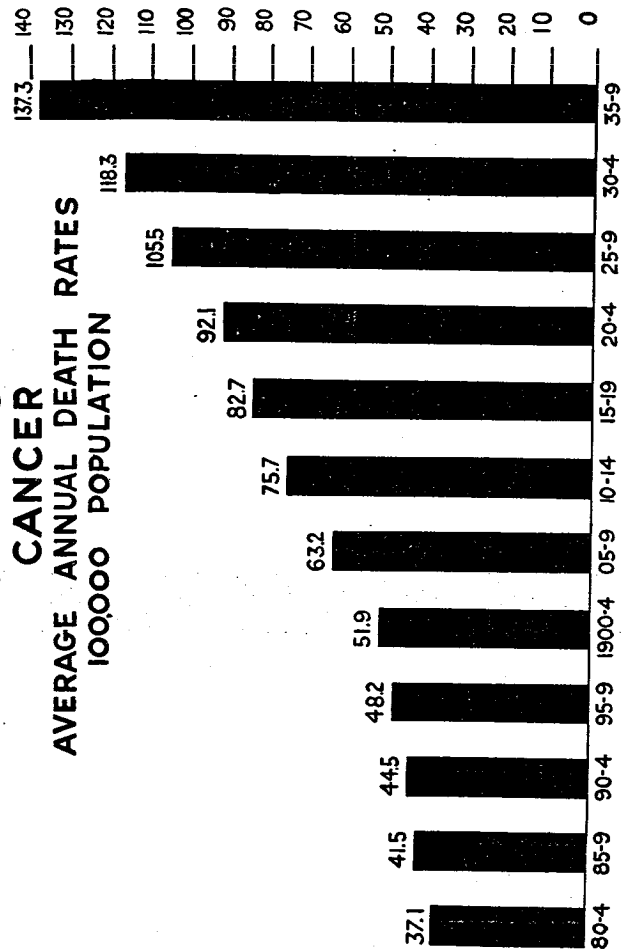


TABLE 12—DEATHS FROM CANCER AND OTHER MALIGNANT TUMORS BY ORGAN AFFECTED—NEW JERSEY, 1941

| CANCER AND OTHER MALIGNANT TUMORS                                                                               | AGE PERIODS  |        |        |          |          |          |          |          |          |          |          |          |          | Total |          |          |          |          |          |          |             |
|-----------------------------------------------------------------------------------------------------------------|--------------|--------|--------|----------|----------|----------|----------|----------|----------|----------|----------|----------|----------|-------|----------|----------|----------|----------|----------|----------|-------------|
|                                                                                                                 | Under 1 year | 1 to 4 | 5 to 9 | 10 to 14 | 15 to 19 | 20 to 24 | 25 to 29 | 30 to 34 | 35 to 39 | 40 to 44 | 45 to 49 | 50 to 54 | 55 to 59 |       | 60 to 64 | 65 to 69 | 70 to 74 | 75 to 79 | 80 to 84 | 85 to 89 | 90 and over |
| <b>Buccal Cavity and Pharynx—</b>                                                                               |              |        |        |          |          |          |          |          |          |          |          |          |          |       |          |          |          |          |          |          |             |
| Male                                                                                                            | 2            | 1      | 1      | 1        | 1        | 1        | 1        | 1        | 1        | 1        | 1        | 1        | 1        | 1     | 1        | 1        | 1        | 1        | 1        | 1        | 1           |
| Female                                                                                                          | 1            | 1      | 1      | 1        | 1        | 1        | 1        | 1        | 1        | 1        | 1        | 1        | 1        | 1     | 1        | 1        | 1        | 1        | 1        | 1        | 1           |
| Total                                                                                                           | 3            | 2      | 2      | 2        | 2        | 2        | 2        | 2        | 2        | 2        | 2        | 2        | 2        | 2     | 2        | 2        | 2        | 2        | 2        | 2        | 2           |
| <b>Digestive Organs and Peritoneum—</b>                                                                         |              |        |        |          |          |          |          |          |          |          |          |          |          |       |          |          |          |          |          |          |             |
| Male                                                                                                            | 1            | 3      | 5      | 22       | 24       | 62       | 104      | 108      | 298      | 572      | 907      | 931      | 100      | 87    | 63       | 6        | 1793     | 10       | 10       | 10       | 10          |
| Female                                                                                                          | 2            | 1      | 2      | 11       | 30       | 41       | 70       | 142      | 180      | 294      | 298      | 107      | 130      | 117   | 32       | 10       | 1793     | 6        | 6        | 6        | 6           |
| Total                                                                                                           | 3            | 4      | 7      | 33       | 54       | 103      | 174      | 250      | 478      | 866      | 1205     | 1231     | 230      | 204   | 95       | 16       | 3586     | 16       | 16       | 16       | 16          |
| <b>Respiratory System—</b>                                                                                      |              |        |        |          |          |          |          |          |          |          |          |          |          |       |          |          |          |          |          |          |             |
| Male                                                                                                            | 1            | 1      | 2      | 2        | 1        | 2        | 5        | 10       | 43       | 65       | 67       | 53       | 67       | 70    | 20       | 5        | 429      | 2        | 2        | 2        | 2           |
| Female                                                                                                          | 1            | 1      | 2      | 3        | 3        | 3        | 3        | 11       | 11       | 18       | 12       | 15       | 16       | 26    | 5        | 2        | 429      | 1        | 1        | 1        | 1           |
| Total                                                                                                           | 2            | 2      | 4      | 5        | 4        | 5        | 14       | 21       | 54       | 83       | 85       | 78       | 83       | 96    | 10       | 7        | 858      | 3        | 3        | 3        | 3           |
| <b>Uterus—Female</b>                                                                                            | 1            | 1      | 2      | 3        | 2        | 3        | 21       | 32       | 48       | 76       | 80       | 80       | 78       | 57    | 33       | 28       | 14       | 5        | 4        | 578      | 161         |
| <b>Other Female Genital Organs</b>                                                                              | 1            | 1      | 1      | 1        | 1        | 1        | 7        | 12       | 24       | 26       | 16       | 25       | 17       | 7     | 10       | 0        | 4        | 4        | 4        | 4        | 4           |
| <b>Breast—</b>                                                                                                  |              |        |        |          |          |          |          |          |          |          |          |          |          |       |          |          |          |          |          |          |             |
| Male                                                                                                            | 1            | 1      | 1      | 1        | 1        | 1        | 1        | 1        | 1        | 1        | 1        | 1        | 1        | 1     | 1        | 1        | 1        | 1        | 1        | 1        | 1           |
| Female                                                                                                          | 1            | 1      | 1      | 1        | 1        | 1        | 1        | 1        | 1        | 1        | 1        | 1        | 1        | 1     | 1        | 1        | 1        | 1        | 1        | 1        | 1           |
| Total                                                                                                           | 2            | 2      | 2      | 2        | 2        | 2        | 2        | 2        | 2        | 2        | 2        | 2        | 2        | 2     | 2        | 2        | 2        | 2        | 2        | 2        | 2           |
| <b>Male Genital Organs</b>                                                                                      | 1            | 1      | 1      | 1        | 1        | 1        | 1        | 1        | 1        | 1        | 1        | 1        | 1        | 1     | 1        | 1        | 1        | 1        | 1        | 1        | 1           |
| <b>Urinary Organs (Male and Female)—</b>                                                                        |              |        |        |          |          |          |          |          |          |          |          |          |          |       |          |          |          |          |          |          |             |
| Male                                                                                                            | 1            | 1      | 1      | 1        | 1        | 1        | 1        | 1        | 1        | 1        | 1        | 1        | 1        | 1     | 1        | 1        | 1        | 1        | 1        | 1        | 1           |
| Female                                                                                                          | 1            | 1      | 1      | 1        | 1        | 1        | 1        | 1        | 1        | 1        | 1        | 1        | 1        | 1     | 1        | 1        | 1        | 1        | 1        | 1        | 1           |
| Total                                                                                                           | 2            | 2      | 2      | 2        | 2        | 2        | 2        | 2        | 2        | 2        | 2        | 2        | 2        | 2     | 2        | 2        | 2        | 2        | 2        | 2        | 2           |
| <b>Skin (Except Vulva and Scrotum)—</b>                                                                         |              |        |        |          |          |          |          |          |          |          |          |          |          |       |          |          |          |          |          |          |             |
| Male                                                                                                            | 2            | 1      | 1      | 1        | 1        | 1        | 1        | 1        | 1        | 1        | 1        | 1        | 1        | 1     | 1        | 1        | 1        | 1        | 1        | 1        | 1           |
| Female                                                                                                          | 1            | 1      | 1      | 1        | 1        | 1        | 1        | 1        | 1        | 1        | 1        | 1        | 1        | 1     | 1        | 1        | 1        | 1        | 1        | 1        | 1           |
| Total                                                                                                           | 3            | 2      | 2      | 2        | 2        | 2        | 2        | 2        | 2        | 2        | 2        | 2        | 2        | 2     | 2        | 2        | 2        | 2        | 2        | 2        | 2           |
| <b>Brain and Other Parts of the Central Nervous System (Including Glioma, Except When Specified as Benign)—</b> |              |        |        |          |          |          |          |          |          |          |          |          |          |       |          |          |          |          |          |          |             |
| Male                                                                                                            | 1            | 1      | 1      | 1        | 1        | 1        | 1        | 1        | 1        | 1        | 1        | 1        | 1        | 1     | 1        | 1        | 1        | 1        | 1        | 1        | 1           |
| Female                                                                                                          | 1            | 1      | 1      | 1        | 1        | 1        | 1        | 1        | 1        | 1        | 1        | 1        | 1        | 1     | 1        | 1        | 1        | 1        | 1        | 1        | 1           |
| Total                                                                                                           | 2            | 2      | 2      | 2        | 2        | 2        | 2        | 2        | 2        | 2        | 2        | 2        | 2        | 2     | 2        | 2        | 2        | 2        | 2        | 2        | 2           |
| <b>Other and Unspecified Organs—</b>                                                                            |              |        |        |          |          |          |          |          |          |          |          |          |          |       |          |          |          |          |          |          |             |
| Male                                                                                                            | 3            | 1      | 3      | 2        | 1        | 5        | 6        | 11       | 10       | 7        | 27       | 28       | 41       | 41    | 38       | 22       | 21       | 7        | 1        | 1        | 1           |
| Female                                                                                                          | 1            | 2      | 3      | 4        | 2        | 6        | 9        | 10       | 12       | 11       | 13       | 13       | 22       | 20    | 10       | 6        | 6        | 1        | 1        | 1        | 1           |
| Total                                                                                                           | 4            | 3      | 6      | 5        | 3        | 11       | 15       | 21       | 22       | 18       | 40       | 41       | 63       | 61    | 48       | 27       | 13       | 2        | 2        | 2        | 2           |
| <b>Total Male</b>                                                                                               | 1            | 8      | 4      | 7        | 0        | 12       | 13       | 38       | 51       | 117      | 184      | 225      | 425      | 478   | 484      | 470      | 330      | 100      | 02       | 13       | 3212        |
| <b>Total Female</b>                                                                                             | 5            | 4      | 7      | 7        | 6        | 19       | 62       | 101      | 172      | 274      | 380      | 402      | 435      | 400   | 398      | 270      | 201      | 85       | 24       | 8300     | 180         |
| <b>Total Male and Female</b>                                                                                    | 1            | 12     | 6      | 14       | 10       | 20       | 32       | 100      | 182      | 298      | 485      | 705      | 827      | 903   | 844      | 874      | 612      | 307      | 147      | 40       | 6021        |

TABLE 12A.—DEATHS FROM CANCER AND OTHER MALIGNANT TUMORS BY PART OF BODY AFFECTED AND COLOR OF DECEDENT—NEW JERSEY, 1941

|                                                                                                                              | Total       |             | Whites      |             | Colored   |            |
|------------------------------------------------------------------------------------------------------------------------------|-------------|-------------|-------------|-------------|-----------|------------|
|                                                                                                                              | M           | F           | M           | F           | M         | F          |
| Cancer of the buccal cavity and                                                                                              |             |             |             |             |           |            |
| Larynx .....                                                                                                                 | 171         | 21          | 165         | 21          | 6         | 0          |
| Tongue .....                                                                                                                 | 49          | 2           | 49          | 2           | 0         | 0          |
| Throat .....                                                                                                                 | 49          | 6           | 49          | 6           | 0         | 0          |
| Mouth .....                                                                                                                  | 20          | 8           | 20          | 8           | 0         | 0          |
| Law bone .....                                                                                                               | 25          | 3           | 24          | 3           | 1         | 0          |
| Unspecified parts of the buccal cavity .....                                                                                 | 0           | 0           | 0           | 0           | 0         | 0          |
| Pharynx .....                                                                                                                | 60          | 6           | 56          | 6           | 0         | 0          |
| Cancer of the digestive organs and                                                                                           |             |             |             |             |           |            |
| Esophagus .....                                                                                                              | 1730        | 1440        | 1684        | 1380        | 53        | 64         |
| Stomach .....                                                                                                                | 590         | 582         | 574         | 568         | 22        | 12         |
| Duodenum .....                                                                                                               | 6           | 11          | 5           | 11          | 1         | 0          |
| Intestum and anus .....                                                                                                      | 272         | 215         | 268         | 240         | 4         | 6          |
| Rectum (except duodenum and sigmoid) .....                                                                                   | 410         | 473         | 399         | 460         | 11        | 13         |
| Liver and biliary passages .....                                                                                             | 158         | 150         | 152         | 172         | 6         | 8          |
| Pancreas .....                                                                                                               | 127         | 122         | 126         | 118         | 1         | 4          |
| Gallbladder and peritoneum .....                                                                                             | 17          | 16          | 17          | 16          | 0         | 0          |
| Other and unspecified sites .....                                                                                            | 10          | 19          | 15          | 16          | 1         | 3          |
| Cancer of the respiratory system .....                                                                                       | 429         | 107         | 420         | 101         | 9         | 6          |
| Larynx .....                                                                                                                 | 77          | 4           | 77          | 4           | 0         | 0          |
| Trachea .....                                                                                                                | 3           | 0           | 3           | 0           | 0         | 0          |
| Bronchus .....                                                                                                               | 62          | 14          | 69          | 14          | 3         | 0          |
| Lung .....                                                                                                                   | 236         | 8           | 230         | 3           | 6         | 5          |
| Pleura .....                                                                                                                 | 4           | 1           | 3           | 1           | 0         | 0          |
| Mediastinum and unspecified sites .....                                                                                      | 17          | 10          | 17          | 9           | 0         | 1          |
| Cancer of the uterus .....                                                                                                   | 573         | 0           | 519         | 0           | 60        | 0          |
| Ovary .....                                                                                                                  | 18          | 0           | 12          | 0           | 6         | 0          |
| Cervix .....                                                                                                                 | 378         | 0           | 337         | 0           | 41        | 0          |
| Other and unspecified sites .....                                                                                            | 0           | 0           | 0           | 0           | 0         | 0          |
| Cancer of other female genital organs .....                                                                                  | 101         | 0           | 100         | 0           | 0         | 0          |
| Pallidum tube and parametrium .....                                                                                          | 143         | 0           | 139         | 0           | 4         | 0          |
| Vagina .....                                                                                                                 | 3           | 0           | 3           | 0           | 0         | 0          |
| Vulva .....                                                                                                                  | 13          | 0           | 13          | 0           | 0         | 0          |
| Other and unspecified sites .....                                                                                            | 1           | 0           | 1           | 0           | 0         | 0          |
| Cancer of the breast .....                                                                                                   |             |             |             |             |           |            |
| Cancer of the male genital organs .....                                                                                      |             |             |             |             |           |            |
| Prostate .....                                                                                                               | 315         | 0           | 303         | 0           | 12        | 0          |
| Testis .....                                                                                                                 | 23          | 0           | 23          | 0           | 0         | 0          |
| Penis .....                                                                                                                  | 13          | 0           | 13          | 0           | 0         | 0          |
| Other and unspecified sites .....                                                                                            | 1           | 0           | 1           | 0           | 0         | 0          |
| Cancer of the urinary organs .....                                                                                           | 240         | 131         | 241         | 138         | 8         | 0          |
| Kidney .....                                                                                                                 | 162         | 42          | 61          | 41          | 1         | 1          |
| Bladder .....                                                                                                                | 184         | 87          | 177         | 85          | 7         | 2          |
| Other and unspecified sites .....                                                                                            | 3           | 2           | 3           | 2           | 0         | 0          |
| Cancer of the skin (except valve and scrotum) .....                                                                          | 61          | 42          | 63          | 43          | 1         | 0          |
| Cancer of the brain and other parts of the central nervous system (including glioma, except value specified as benign) ..... | 54          | 43          | 63          | 43          | 1         | 0          |
| Glioma .....                                                                                                                 | 13          | 7           | 13          | 7           | 0         | 0          |
| Other and unspecified cancers of brain, spinal cord and central nervous system .....                                         | 41          | 36          | 40          | 36          | 1         | 0          |
| Cancer of other and unspecified organs .....                                                                                 | 180         | 161         | 180         | 153         | 9         | 9          |
| Adrenal gland .....                                                                                                          | 4           | 3           | 4           | 3           | 0         | 0          |
| Thyroid gland .....                                                                                                          | 60          | 35          | 64          | 34          | 2         | 1          |
| Parathyroid gland .....                                                                                                      | 4           | 24          | 3           | 22          | 1         | 2          |
| Nasal cavity and accessory sinuses .....                                                                                     | 11          | 8           | 14          | 8           | 0         | 0          |
| Other and unspecified organs .....                                                                                           | 111         | 91          | 105         | 85          | 6         | 6          |
| <b>Grand totals .....</b>                                                                                                    | <b>3212</b> | <b>3300</b> | <b>3114</b> | <b>3140</b> | <b>98</b> | <b>100</b> |

*Encephalitis Lethargica or Sleeping Sickness*—Eighteen deaths were assigned to this classification for the year 1941. In 1922, which was the year that the deaths were first separately classified, there were forty-five deaths. Twenty-four deaths were recorded for 1940.

*Nephritis*—Deaths due to acute and chronic nephritis totaled 3,139, compared with 3,210 for the previous year.

*Suicide*—While deaths by this means increased considerably during the period 1926 to 1932, a reversal of trend started in 1933 and continued through 1936. However deaths for 1941 showed a decrease of 66 from the number for 1940. Of the various means employed, poisonous gases held first place with hanging or strangulation and firearms in second and third places respectively. The number of deaths by suicide for ten years follows:

|      |     |      |     |
|------|-----|------|-----|
| 1932 | 740 | 1937 | 588 |
| 1933 | 709 | 1938 | 682 |
| 1934 | 667 | 1939 | 563 |
| 1935 | 593 | 1940 | 664 |
| 1936 | 574 | 1941 | 598 |

TABLE 13a.—VIOLENT OR ACCIDENTAL DEATHS IN NEW JERSEY, 1941

|                                                                                |     |                                                                                                                                                      |     |
|--------------------------------------------------------------------------------|-----|------------------------------------------------------------------------------------------------------------------------------------------------------|-----|
| SUICIDE BY SOLID OR LIQUID POISONS<br>and compounds .....                      | 3   | ACIDENTAL ABSORPTION OF POISONOUS GAS<br>Illuminating gas .....                                                                                      | 53  |
| Barbiturates .....                                                             | 1   | Motor vehicle exhaust gas .....                                                                                                                      | 11  |
| Cresol compounds .....                                                         | 8   | Other carbon monoxide gas .....                                                                                                                      | 10  |
| Mercury and compounds .....                                                    | 6   | Other poisonous gases .....                                                                                                                          | 8   |
| Nitric oxide .....                                                             | 1   |                                                                                                                                                      |     |
| Nitro-volcan and strychnine .....                                              | 1   | ACUTE ACCIDENTAL POISONING BY SOLIDS AND LIQUIDS                                                                                                     |     |
| Other solid or liquid poisons .....                                            | 20  | Arsenic and compounds .....                                                                                                                          | 2   |
|                                                                                | 5   | Cyanuric acid and derivatives .....                                                                                                                  | 1   |
| SUICIDE BY POISONOUS GASES                                                     | 100 | Gasoline .....                                                                                                                                       | 4   |
| Illuminating gas .....                                                         | 38  | Mercury and compounds .....                                                                                                                          | 1   |
| Motor vehicle exhaust gas .....                                                | 1   | Other and unspecified substances .....                                                                                                               | 10  |
| Other poisonous gases .....                                                    | 1   | Conductors .....                                                                                                                                     | 13  |
|                                                                                | 1   | Accidental burns (except due to conflagration) .....                                                                                                 | 97  |
| SUICIDE BY OTHER MEANS                                                         | 162 | Accidental mechanical suffocation .....                                                                                                              | 183 |
| Jumping or strangulation .....                                                 | 35  | Accidental drowning .....                                                                                                                            | 155 |
| Pneumonia and explosives .....                                                 | 17  | Accidental injury by firearms .....                                                                                                                  | 24  |
| Cutting or piercing instruments .....                                          | 31  | Accidental injury by falling or crushing<br>instruments .....                                                                                        | 844 |
| Jumping from high places .....                                                 | 2   | Fall .....                                                                                                                                           | 11  |
| Other or unspecified means .....                                               | 13  | Choking .....                                                                                                                                        | 4   |
| Infanticide (homicide of infants under 1 year of age) .....                    | 48  | Catastrophes (fall deaths attributed to a cataplexy regardless of their<br>nature) .....                                                             | 11  |
| Homicide by firearms .....                                                     | 44  | Injury by animals (not specified as venomous or occurring in the<br>course of agricultural and forestry operations) .....                            | 4   |
| Homicide by cutting or piercing instruments .....                              | 44  | Itch .....                                                                                                                                           | 7   |
| Railway accidents (except collisions with motor vehicles) .....                | 82  | Excessive cold .....                                                                                                                                 | 3   |
|                                                                                | 27  | Excessive heat .....                                                                                                                                 | 7   |
| MOTOR VEHICLE ACCIDENTS                                                        | 963 | Lightning .....                                                                                                                                      | 3   |
| Collisions between automobiles and trains .....                                | 27  | Accidents due to electric currents (except lightning)<br>(not specified as occurring in the<br>course of agricultural and forestry operations) ..... | 18  |
| Collisions between automobiles and streetcars .....                            | 1   | OTHER ACCIDENTS                                                                                                                                      |     |
| Automobile accidents (except collisions with streetcars) .....                 | 963 | Obstacles of preventive immunization, inoculation or vaccination .....                                                                               | 2   |
| Motorcycle accidents (except collisions with automobiles) .....                | 7   | Lack of care of the newborn .....                                                                                                                    | 3   |
|                                                                                | 1   | Obstruction, suffocation or puncture by ingested objects .....                                                                                       | 24  |
| STREETCAR AND OTHER ROAD-TRANSPORT ACCIDENTS                                   | 63  | Other and unspecified accidents .....                                                                                                                | 113 |
| Streetcar accidents (except collisions with trains or motor<br>vehicles) ..... | 1   |                                                                                                                                                      |     |
| Other and unspecified road-transport accidents .....                           | 63  |                                                                                                                                                      |     |
| Water-transport accidents .....                                                | 9   |                                                                                                                                                      |     |
| Accidents in mines and quarries .....                                          | 2   |                                                                                                                                                      |     |
| AGRICULTURAL AND FORESTRY ACCIDENTS                                            | 5   |                                                                                                                                                      |     |
| Accidents involving agricultural machinery and vehicles .....                  | 5   |                                                                                                                                                      |     |
| Injury by animals in agriculture .....                                         | 3   |                                                                                                                                                      |     |
| Other .....                                                                    | 2   |                                                                                                                                                      |     |
| Food poisoning .....                                                           | 25  |                                                                                                                                                      |     |

TABLE 13b.—MOTOR VEHICLE FATALITIES IN NEW JERSEY  
BY TYPE OF ACCIDENT—1941

|                           |       |
|---------------------------|-------|
| Total .....               | 1,017 |
| Collision with            |       |
| Railroad train .....      | 27    |
| Street car .....          | 1     |
| Horse-drawn vehicle ..... | 1     |
| Motorcycle .....          | 12    |
| Pedestrian .....          | 495   |
| Bicycle .....             | 24    |
| Other motor vehicle ..... | 267   |
| Fixed object .....        | 128   |
| Non-collision .....       | 62    |
| Type not stated .....     | 0     |

TABLE 13c.—ACCIDENTAL DEATHS IN NEW JERSEY  
BY TYPE OF INJURY—1941

|                                      | Total | Home | Accident in |                     |                 | Other | Not<br>Stated |
|--------------------------------------|-------|------|-------------|---------------------|-----------------|-------|---------------|
|                                      |       |      | Farm        | Industrial<br>Place | Public<br>Place |       |               |
| Total .....                          | 2,777 | 993  | 13          | 272                 | 1,410           | 9     | 80            |
| Poisonous gas .....                  | 109   | 87   | ..          | 8                   | 10              | 1     | 3             |
| Burns .....                          | 223   | 156  | ..          | 40                  | 22              | 1     | 4             |
| Mechanical suffocation .....         | 37    | 33   | 1           | 3                   | ..              | ..    | ..            |
| Drowning .....                       | 196   | 6    | 1           | 14                  | 174             | ..    | 1             |
| Cutting or piercing .....            | 6     | 3    | ..          | 2                   | ..              | ..    | 1             |
| Falls .....                          | 879   | 629  | 5           | 93                  | 119             | 3     | 30            |
| Crushing, landslides .....           | 1,184 | 12   | 5           | 92                  | 1,059           | ..    | 16            |
| Electric currents .....              | 19    | 4    | 1           | 12                  | 1               | ..    | 1             |
| Other and unspecified injuries ..... | 124   | 63   | ..          | 8                   | 25              | 4     | 24            |

TABLE 13d.—DEATHS IN NEW JERSEY FROM CERTAIN TYPES OF ACCIDENTS  
BY COUNTY OF OCCURRENCE—1941

|                         | Total<br>Accidental<br>Deaths | Motor<br>Vehicle | Falls | Burns | Drowning |
|-------------------------|-------------------------------|------------------|-------|-------|----------|
| Total .....             | 2,777                         | 1,017            | 844   | 210   | 155      |
| Atlantic County .....   | 131                           | 56               | 39    | 10    | 6        |
| Bergen County .....     | 214                           | 81               | 71    | 11    | 8        |
| Burlington County ..... | 95                            | 42               | 10    | 9     | 12       |
| Camden County .....     | 181                           | 77               | 48    | 19    | 12       |
| Cape May County .....   | 19                            | 4                | 5     | ..    | 1        |
| Cumberland County ..... | 88                            | 38               | 23    | 6     | 9        |
| Essex County .....      | 414                           | 114              | 185   | 39    | 5        |
| Gloucester County ..... | 69                            | 31               | 15    | 3     | 3        |



|                        | <i>Total<br/>Accidental<br/>Deaths</i> | <i>Motor<br/>Vehicle</i> | <i>Falls</i> | <i>Burns</i> | <i>Drowning</i> |
|------------------------|----------------------------------------|--------------------------|--------------|--------------|-----------------|
| Hudson County .....    | 336                                    | 77                       | 123          | 23           | 30              |
| Hunterden County ..... | 25                                     | 12                       | 9            | ..           | 2               |
| Mercer County .....    | 166                                    | 65                       | 55           | 8            | 9               |
| Middlesex County ..... | 175                                    | 75                       | 38           | 13           | 12              |
| Monmouth County .....  | 153                                    | 64                       | 35           | 12           | 14              |
| Morris County .....    | 114                                    | 45                       | 33           | 5            | 5               |
| Ocean County .....     | 45                                     | 19                       | 7            | 6            | 6               |
| Passaic County .....   | 180                                    | 66                       | 58           | 17           | 6               |
| Salem County .....     | 50                                     | 27                       | 9            | 2            | 4               |
| Somerset County .....  | 62                                     | 28                       | 17           | 2            | 2               |
| Sussex County .....    | 29                                     | 10                       | 6            | 6            | 1               |
| Union County .....     | 184                                    | 68                       | 46           | 14           | 7               |
| Warren County .....    | 47                                     | 18                       | 12           | 5            | 1               |

TABLE 13c.—ACCIDENTAL DEATHS IN NEW JERSEY BY MONTH OF DEATH—1941

|                 | <i>Total<br/>Accidental<br/>Deaths</i> | <i>Motor<br/>Vehicle</i> | <i>Falls</i> | <i>Burns</i> | <i>Drowning</i> |
|-----------------|----------------------------------------|--------------------------|--------------|--------------|-----------------|
| Total .....     | 2,777                                  | 1,017                    | 844          | 210          | 155             |
| January .....   | 252                                    | 95                       | 83           | 20           | 9               |
| February .....  | 198                                    | 69                       | 70           | 17           | 5               |
| March .....     | 212                                    | 62                       | 81           | 25           | 5               |
| April .....     | 196                                    | 57                       | 64           | 23           | 7               |
| May .....       | 237                                    | 77                       | 68           | 16           | 20              |
| June .....      | 238                                    | 63                       | 76           | 12           | 39              |
| July .....      | 240                                    | 81                       | 62           | 9            | 29              |
| August .....    | 261                                    | 103                      | 76           | 9            | 22              |
| September ..... | 224                                    | 88                       | 78           | 9            | 6               |
| October .....   | 236                                    | 89                       | 68           | 28           | 6               |
| November .....  | 240                                    | 115                      | 59           | 20           | 5               |
| December .....  | 243                                    | 118                      | 59           | 22           | 2               |

TABLE 13f.—ACCIDENTAL DEATHS IN NEW JERSEY BY AGE OF DECEASED—1941

|                     | <i>Total<br/>Accidental<br/>Deaths</i> | <i>Motor<br/>Vehicle</i> | <i>Falls</i> | <i>Burns</i> | <i>Drowning</i> |
|---------------------|----------------------------------------|--------------------------|--------------|--------------|-----------------|
| All ages .....      | 2,777                                  | 1,017                    | 844          | 210          | 155             |
| Under 5 years ..... | 156                                    | 26                       | 13           | 41           | 11              |
| 5 to 9 .....        | 92                                     | 37                       | 10           | 13           | 18              |
| 10 to 14 .....      | 77                                     | 32                       | 7            | 4            | 19              |
| 15 to 19 .....      | 133                                    | 67                       | 9            | 4            | 19              |
| 20 to 24 .....      | 143                                    | 81                       | 7            | 9            | 10              |
| 25 to 64 .....      | 1,312                                  | 578                      | 247          | 99           | 71              |
| 65 and over .....   | 864                                    | 196                      | 551          | 40           | 7               |

TABLE 14—PERCENTAGE OF THE VARIOUS CAUSES OF TOTAL DEATHS AND EACH SEX OF TOTAL, IN NEW JERSEY—1941

| Abridged International List Number | CAUSE OF DEATH                                                                                          | Percentage of Total | Males—Percentage of Total | Females—Percentage of Total |
|------------------------------------|---------------------------------------------------------------------------------------------------------|---------------------|---------------------------|-----------------------------|
|                                    | ALL CAUSES                                                                                              | ..                  | 54                        | 46                          |
| 1                                  | Typhoid and paratyphoid fevers                                                                          | ..                  | 89                        | 11                          |
| 2                                  | Plague                                                                                                  | ..                  | 75                        | ..                          |
| 3                                  | Scarlet fever                                                                                           | ..                  | 5                         | ..                          |
| 4                                  | Whooping cough                                                                                          | 0.1                 | 54                        | 46                          |
| 5                                  | Diphtheria                                                                                              | ..                  | 75                        | 25                          |
| 6                                  | Tuberculosis of the respiratory system                                                                  | 3.7                 | 62                        | 38                          |
| 7                                  | All other forms of tuberculosis                                                                         | 0.3                 | 56                        | 44                          |
| 8                                  | Malaria                                                                                                 | ..                  | ..                        | ..                          |
| 9                                  | Syphilis                                                                                                | 1.0                 | 75                        | 25                          |
| 10                                 | Influenza                                                                                               | 0.5                 | 52                        | 48                          |
| 11                                 | Smallpox                                                                                                | ..                  | ..                        | ..                          |
| 12                                 | Measles                                                                                                 | ..                  | ..                        | ..                          |
| 13                                 | Typhus fever                                                                                            | 0.1                 | 62                        | 38                          |
| 14                                 | Other infectious or parasitic diseases                                                                  | ..                  | 100                       | ..                          |
| 15                                 | Cancer and other malignant tumors                                                                       | 0.4                 | 60                        | 40                          |
| 16                                 | Nonmalignant tumors or tumors of unspecified nature                                                     | 14.2                | 49                        | 51                          |
| 17                                 | Chronic rheumatism and gout                                                                             | 0.5                 | 28                        | 72                          |
| 18                                 | Diabetes mellitus                                                                                       | 0.1                 | 27                        | 73                          |
| 19                                 | Chronic or acute alcoholism                                                                             | 2.3                 | 31                        | 69                          |
| 20                                 | Avitaminoses, other general diseases, diseases of the blood, and chronic poisonings                     | 0.2                 | 85                        | 15                          |
| 21                                 | Meningitis (nonmeningococcal) and diseases of the spinal cord                                           | 1.4                 | 48                        | 52                          |
| 22                                 | Intracranial lesions of vascular origin                                                                 | 0.3                 | 57                        | 43                          |
| 23                                 | Other diseases of the nervous system and sense organs                                                   | 8.6                 | 47                        | 53                          |
| 24                                 | Diseases of the heart                                                                                   | 0.7                 | 56                        | 44                          |
| 25                                 | Other diseases of the circulatory system                                                                | 32.5                | 56                        | 44                          |
| 26                                 | Bronchitis                                                                                              | 2.0                 | 50                        | 50                          |
| 27                                 | Pneumonia and bronchopneumonia                                                                          | 0.3                 | 65                        | 35                          |
| 28                                 | Other diseases of the respiratory system                                                                | 3.9                 | 54                        | 46                          |
| 29                                 | Diarrhea and enteritis                                                                                  | 0.8                 | 60                        | 40                          |
| 30                                 | Appendicitis                                                                                            | 0.5                 | 56                        | 44                          |
| 31                                 | Diseases of the liver and biliary passages                                                              | 0.7                 | 60                        | 40                          |
| 32                                 | Other diseases of the digestive system                                                                  | 1.8                 | 54                        | 46                          |
| 33                                 | Nephritis                                                                                               | 2.0                 | 65                        | 35                          |
| 34                                 | Other diseases of the urinary and genital systems                                                       | 6.8                 | 48                        | 52                          |
| 35                                 | Puerperal infection                                                                                     | 0.9                 | 70                        | 30                          |
| 36                                 | Other diseases of pregnancy, childbirth, and the puerperium                                             | 0.2                 | ..                        | 100                         |
| 37                                 | Diseases of the skin, cellular tissue, bones, and organs of movement                                    | 0.2                 | 46                        | 54                          |
| 38                                 | Congenital malformations and debility, premature birth, and diseases peculiar to the first year of life | 2.8                 | 50                        | 50                          |
| 39                                 | Senility, old age                                                                                       | 0.5                 | 31                        | 69                          |
| 40                                 | Suicide                                                                                                 | 1.3                 | 70                        | 30                          |
| 41                                 | Homicide                                                                                                | 0.2                 | 69                        | 31                          |
| 42                                 | Automobile accidents (all motor-driven road vehicles)                                                   | 2.1                 | 78                        | 22                          |
| 43                                 | Other violent or accidental deaths (suicide, homicide, and automobile accidents excepted)               | 3.8                 | 61                        | 39                          |
| 44                                 | Causes of death ill-defined, unknown, or unspecified                                                    | 0.1                 | 64                        | 36                          |

TABLE 15—DEATH RATES, TOTAL, WHITE AND COLORED, FROM IMPORTANT CAUSES, PER 100,000 TOTAL, WHITE AND COLORED POPULATION IN NEW JERSEY—1941

| Abridged International List Number | CAUSE OF DEATH                                                                                          | Total Deaths per 100,000 Estimated Population | White Deaths per 100,000 Estimated White Population | Colored Deaths per 100,000 Estimated Colored Population |
|------------------------------------|---------------------------------------------------------------------------------------------------------|-----------------------------------------------|-----------------------------------------------------|---------------------------------------------------------|
|                                    | ALL CAUSES                                                                                              | 1004.6                                        | 1070.4                                              | 1521.8                                                  |
| 1                                  | Typhoid and paratyphoid fevers                                                                          | 0.2                                           | 0.2                                                 | 0.4                                                     |
| 2                                  | Plague                                                                                                  | ..                                            | ..                                                  | ..                                                      |
| 3                                  | Scarlet fever                                                                                           | 0.2                                           | 0.2                                                 | 0.4                                                     |
| 4                                  | Whooping cough                                                                                          | 0.9                                           | 0.7                                                 | 3.5                                                     |
| 5                                  | Diphtheria                                                                                              | 0.9                                           | 0.2                                                 | ..                                                      |
| 6                                  | Tuberculosis of the respiratory system                                                                  | 40.7                                          | 33.0                                                | 172.7                                                   |
| 7                                  | All other forms of tuberculosis                                                                         | 3.4                                           | 2.3                                                 | 21.2                                                    |
| 8                                  | Malaria                                                                                                 | ..                                            | ..                                                  | ..                                                      |
| 9                                  | Syphilis                                                                                                | 10.5                                          | ..                                                  | 70.1                                                    |
| 10                                 | Influenza                                                                                               | 5.3                                           | 5.0                                                 | 10.4                                                    |
| 11                                 | Smallpox                                                                                                | ..                                            | ..                                                  | ..                                                      |
| 12                                 | Measles                                                                                                 | 0.6                                           | 0.6                                                 | 1.3                                                     |
| 13                                 | Typhus fever                                                                                            | ..                                            | ..                                                  | ..                                                      |
| 14                                 | Other infectious or parasitic diseases                                                                  | 4.7                                           | 4.5                                                 | 9.1                                                     |
| 15                                 | Cancer and other malignant tumors                                                                       | 155.3                                         | 157.8                                               | 111.3                                                   |
| 16                                 | Nonmalignant tumors or tumors of unspecified nature                                                     | 5.2                                           | 4.9                                                 | 10.0                                                    |
| 17                                 | Chronic rheumatism and gout                                                                             | 1.4                                           | 1.5                                                 | 0.4                                                     |
| 18                                 | Diabetes mellitus                                                                                       | 36.0                                          | 36.4                                                | 28.6                                                    |
| 19                                 | Chronic or acute alcoholism                                                                             | 2.6                                           | 2.5                                                 | 4.3                                                     |
| 20                                 | Avitaminoses, other general diseases, diseases of the blood, and chronic poisonings                     | 15.3                                          | 15.3                                                | 15.2                                                    |
| 21                                 | Meningitis (nonmeningococcal) and diseases of the spinal cord                                           | 3.8                                           | 3.7                                                 | 4.8                                                     |
| 22                                 | Intracranial lesions of vascular origin                                                                 | 94.1                                          | 93.4                                                | 106.5                                                   |
| 23                                 | Other diseases of the nervous system and sense organs                                                   | 7.5                                           | 7.1                                                 | 13.9                                                    |
| 24                                 | Diseases of the heart                                                                                   | 356.1                                         | 356.0                                               | 358.0                                                   |
| 25                                 | Other diseases of the circulatory system                                                                | 28.8                                          | 23.6                                                | 27.3                                                    |
| 26                                 | Bronchitis                                                                                              | 2.5                                           | 2.6                                                 | 1.7                                                     |
| 27                                 | Pneumonia and bronchopneumonia                                                                          | 42.4                                          | 39.2                                                | 98.3                                                    |
| 28                                 | Other diseases of the respiratory system                                                                | 8.2                                           | 8.1                                                 | 10.0                                                    |
| 29                                 | Diarrhea and enteritis                                                                                  | 5.1                                           | 4.8                                                 | 11.3                                                    |
| 30                                 | Appendicitis                                                                                            | 7.5                                           | 7.3                                                 | 12.6                                                    |
| 31                                 | Diseases of the liver and biliary passages                                                              | 19.4                                          | 19.7                                                | 13.9                                                    |
| 32                                 | Other diseases of the digestive system                                                                  | 21.9                                          | 21.2                                                | 53.8                                                    |
| 33                                 | Nephritis                                                                                               | 74.7                                          | 71.5                                                | 138.0                                                   |
| 34                                 | Other diseases of the urinary and genital systems                                                       | 10.3                                          | 9.9                                                 | 18.6                                                    |
| 35                                 | Puerperal infection                                                                                     | 1.7                                           | 1.6                                                 | 2.6                                                     |
| 36                                 | Other diseases of pregnancy, childbirth, and the puerperium                                             | 2.3                                           | 1.9                                                 | 8.2                                                     |
| 37                                 | Diseases of the skin, cellular tissue, bones, and organs of movement                                    | 1.9                                           | 1.8                                                 | 3.5                                                     |
| 38                                 | Congenital malformations and debility, premature birth, and diseases peculiar to the first year of life | 41.1                                          | 38.3                                                | 90.0                                                    |
| 39                                 | Senility, old age                                                                                       | 5.6                                           | 5.7                                                 | 3.0                                                     |
| 40                                 | Suicide                                                                                                 | 14.2                                          | 14.7                                                | 5.6                                                     |
| 41                                 | Homicide                                                                                                | 2.6                                           | 1.8                                                 | 16.5                                                    |
| 42                                 | Automobile accidents (all motor-driven road vehicles)                                                   | 23.1                                          | 22.8                                                | 28.6                                                    |
| 43                                 | Other violent or accidental deaths (suicide, homicide, and automobile accidents excepted)               | 41.1                                          | 40.5                                                | 52.8                                                    |
| 44                                 | Causes of death ill-defined, unknown, or unspecified                                                    | 0.8                                           | 0.7                                                 | 3.0                                                     |

TABLE 16—DEATHS (EXCLUSIVE OF STILLBIRTHS) BY CAUSES AND MONTHS OF DEATH, IN NEW JERSEY—1941

| Abridged Interns-<br>Atonal List Number | CAUSE OF DEATH                                                                                          | MONTH OF DEATH |         |          |       |       |      |      |      |        |           |         |          |          |
|-----------------------------------------|---------------------------------------------------------------------------------------------------------|----------------|---------|----------|-------|-------|------|------|------|--------|-----------|---------|----------|----------|
|                                         |                                                                                                         | Total          | January | February | March | April | May  | June | July | August | September | October | November | December |
|                                         |                                                                                                         | 43971          | 4722    | 4181     | 4297  | 3899  | 3766 | 3715 | 3590 | 3342   | 3229      | 3581    | 3726     | 4003     |
| 1                                       | ALL CAUSES                                                                                              | 9              | 1       | 1        | 1     | 1     | 2    | 2    | 1    | 1      | 1         | 1       |          |          |
| 2                                       | Typhoid and paratyphoid fevers                                                                          | 8              | 1       | 1        | 1     | 1     | 1    | 1    | 1    | 1      | 1         | 1       |          |          |
| 3                                       | Scarlet fever                                                                                           | 35             | 5       | 1        | 3     | 2     | 2    | 4    | 2    | 4      | 2         | 1       |          |          |
| 4                                       | Whooping cough                                                                                          | 8              | 1       | 1        | 1     | 1     | 1    | 1    | 1    | 1      | 1         | 1       |          |          |
| 5                                       | Diphtheria                                                                                              | 1708           | 141     | 144      | 179   | 138   | 132  | 133  | 137  | 119    | 135       | 140     |          |          |
| 6                                       | Tuberculosis of the respiratory system                                                                  | 142            | 18      | 10       | 10    | 13    | 17   | 13   | 17   | 9      | 6         | 10      |          |          |
| 7                                       | All other forms of tuberculosis                                                                         | 446            | 54      | 36       | 28    | 38    | 46   | 45   | 22   | 33     | 25        | 40      |          |          |
| 8                                       | Malaria                                                                                                 | 224            | 62      | 63       | 33    | 16    | 9    | 8    | 2    | 3      | 8         | 12      |          |          |
| 9                                       | Syphilis                                                                                                | 26             | 1       | 1        | 8     | 2     | 4    | 2    | 1    | 1      | 1         | 1       |          |          |
| 10                                      | Smallpox                                                                                                | 1              | 1       | 1        | 1     | 1     | 1    | 1    | 1    | 1      | 1         | 1       |          |          |
| 11                                      | Measles                                                                                                 | 199            | 16      | 15       | 17    | 11    | 13   | 18   | 17   | 20     | 16        | 16      |          |          |
| 12                                      | Typhus fever                                                                                            | 6321           | 586     | 523      | 535   | 544   | 569  | 562  | 521  | 543    | 554       | 551     |          |          |
| 13                                      | Other infectious or parasitic diseases                                                                  | 217            | 19      | 18       | 26    | 15    | 14   | 18   | 20   | 25     | 15        | 18      |          |          |
| 14                                      | Other infectious or parasitic diseases                                                                  | 1512           | 176     | 131      | 135   | 135   | 127  | 126  | 107  | 94     | 119       | 121     |          |          |
| 15                                      | Cancer and other malignant tumors                                                                       | 109            | 11      | 11       | 8     | 15    | 5    | 7    | 9    | 7      | 12        | 8       |          |          |
| 16                                      | Nonmalignant tumors or tumors of unspecified nature                                                     | 644            | 80      | 50       | 63    | 50    | 58   | 73   | 64   | 43     | 54        | 39      |          |          |
| 17                                      | Chronic rheumatism and gout*                                                                            | 159            | 14      | 21       | 13    | 11    | 13   | 16   | 12   | 9      | 12        | 11      |          |          |
| 18                                      | Diabetes mellitus                                                                                       | 3954           | 383     | 347      | 421   | 341   | 307  | 304  | 302  | 261    | 313       | 320     |          |          |
| 19                                      | Chronic or acute alcoholism                                                                             | 815            | 28      | 26       | 23    | 26    | 39   | 29   | 33   | 24     | 23        | 19      |          |          |
| 20                                      | Avitaminoses, other general diseases, diseases of the blood, and chronic poisonings                     | 14957          | 1543    | 1398     | 1438  | 1255  | 1232 | 1163 | 1087 | 1042   | 1154      | 1227    |          |          |
| 21                                      | Meningitis (nonmeningococcal) and diseases of the spinal cord                                           | 1001           | 97      | 106      | 89    | 78    | 82   | 98   | 69   | 68     | 86        | 93      |          |          |
| 22                                      | Intracranial lesions of vascular origin                                                                 | 106            | 19      | 17       | 14    | 13    | 9    | 2    | 2    | 7      | 7         | 6       |          |          |
| 23                                      | Other diseases of the nervous system and sense organs                                                   | 324            | 39      | 36       | 29    | 43    | 32   | 38   | 37   | 25     | 38        | 40      |          |          |
| 24                                      | Diseases of the heart                                                                                   | 70             | 8       | 8        | 7     | 5     | 6    | 8    | 7    | 3      | 7         | 5       |          |          |
| 25                                      | Other diseases of the circulatory system                                                                | 96             | 8       | 5        | 8     | 8     | 5    | 6    | 18   | 6      | 8         | 10      |          |          |
| 26                                      | Bronchitis                                                                                              | 1781           | 324     | 278      | 200   | 174   | 110  | 86   | 80   | 66     | 93        | 101     |          |          |
| 27                                      | Pneumonia and bronchopneumonia                                                                          | 345            | 89      | 41       | 31    | 22    | 26   | 24   | 24   | 22     | 26        | 26      |          |          |
| 28                                      | Other diseases of the respiratory system                                                                | 216            | 16      | 9        | 16    | 14    | 12   | 13   | 16   | 21     | 22        | 23      |          |          |
| 29                                      | Diarrhea and enteritis                                                                                  | 317            | 30      | 20       | 20    | 36    | 30   | 23   | 23   | 22     | 20        | 20      |          |          |
| 30                                      | Appendicitis                                                                                            | 818            | 78      | 74       | 71    | 63    | 58   | 73   | 69   | 72     | 51        | 60      |          |          |
| 31                                      | Diseases of the liver and biliary passages                                                              | 920            | 84      | 76       | 100   | 78    | 68   | 71   | 82   | 80     | 74        | 66      |          |          |
| 32                                      | Other diseases of the digestive system                                                                  | 3139           | 357     | 285      | 311   | 253   | 276  | 255  | 201  | 209    | 218       | 255     |          |          |
| 33                                      | Nephritis                                                                                               | 434            | 48      | 36       | 29    | 43    | 32   | 38   | 37   | 25     | 38        | 40      |          |          |
| 34                                      | Other diseases of the urinary and genital systems                                                       | 70             | 8       | 8        | 7     | 5     | 6    | 8    | 7    | 3      | 7         | 5       |          |          |
| 35                                      | Puerperal infection                                                                                     | 96             | 8       | 5        | 8     | 8     | 5    | 6    | 18   | 6      | 8         | 10      |          |          |
| 36                                      | Other diseases of pregnancy, childbirth, and the puerperium                                             | 79             | 6       | 6        | 6     | 8     | 4    | 6    | 7    | 11     | 3         | 6       |          |          |
| 37                                      | Diseases of the skin, cellular tissue, bones, and organs of movement                                    | 1727           | 129     | 135      | 146   | 134   | 148  | 144  | 154  | 147    | 154       | 169     |          |          |
| 38                                      | Congenital malformations and debility, premature birth, and diseases peculiar to the first year of life | 235            | 17      | 24       | 28    | 21    | 21   | 19   | 17   | 16     | 22        | 23      |          |          |
| 39                                      | Senility, old age                                                                                       | 598            | 67      | 46       | 49    | 61    | 52   | 45   | 45   | 46     | 47        | 51      |          |          |
| 40                                      | Suicide                                                                                                 | 108            | 10      | 6        | 4     | 15    | 11   | 11   | 9    | 7      | 12        | 13      |          |          |
| 41                                      | Homicide                                                                                                | 371            | 90      | 72       | 61    | 52    | 70   | 64   | 70   | 100    | 84        | 110     |          |          |
| 42                                      | Automobile accidents (all motor-driven road vehicles)                                                   | 1728           | 161     | 133      | 152   | 137   | 151  | 176  | 158  | 152    | 141       | 129     |          |          |
| 43                                      | Other violent or accidental deaths (suicide, homicide, and automobile accidents excepted)               | 38             | 8       | 1        | 2     | 1     | 6    | 1    | 3    | 1      | 4         | 5       |          |          |
| 44                                      | Causes of death ill-defined, unknown, or unspecified                                                    |                |         |          |       |       |      |      |      |        |           |         |          |          |















TABLE 20--DEATHS FROM EACH CAUSE, DETAILED INTERNATIONAL LIST, IN THE (COUNTY FIGURES INCLUDE)

Table with columns for State Total and various counties: Atlantic County, Atlantic City, Hammonon, Pileasville, Bergen County, Bergenfield, Cliffside Park, Englewood, Fairview, Fort Lee, Gardfield. Rows list causes of death from 1 to 53, including Typhoid fever, Cholera, Tuberculosis, Cancer, etc.

COUNTIES OF NEW JERSEY AND SELECTED MUNICIPALITIES AND TOWNSHIPS (PLACES WHICH FOLLOW): 1941

Table with columns for municipalities and townships: Hackettstown, Lodi, Lyndhurst Twp., North Arlington, Ridgewood Park, Ridgewood, Rothford, Teaneck Twp., Wallington, Burlington County, Burlington City, Camden County, Camden City, Audubon, Collingswood, Gloucester City, Pennsauken Twp., Haddonfield, Cape May County, Cumberland County, Bridgeton, Millville, Vineland. Rows list causes of death from 1 to 53, continuing from the previous table.







TABLE 20—DEATHS FROM EACH CAUSE, DETAILED INTERNATIONAL LIST, IN THE (COUNTY FIGURES INCLUDE)

Table with columns for counties (Essex, Middlesex, Hudson, etc.) and rows for various causes of death (54-104) such as Cancer, Tuberculosis, and Heart diseases.

COUNTIES OF NEW JERSEY AND SELECTED MUNICIPALITIES AND TOWNSHIPS (PLACES WHICH FOLLOW): 1941—Continued

Table with columns for municipalities (Woodbury, Hudson County, Bayonne, etc.) and rows for various causes of death (54-104) such as Cancer, Tuberculosis, and Heart diseases.







TABLE 20—DEATHS FROM EACH CAUSE, DETAILED INTERNATIONAL LIST, IN THE COUNTRIES OF NEW JERSEY AND SELECTED MUNICIPALITIES AND TOWNSHIPS (COUNTY FIGURES INCLUDE

Table with 16 columns (Essex County, Belleville, Bloomfield, East Orange, Irvington, Middlesex Twp., Millburn Twp., Montclair, Newark, Nutley, Orange, South Orange, West Orange, Gloucester County) and rows listing various causes of death such as Diseases of the larynx, Bronchopneumonia, Lobar pneumonia, etc.

COUNTRIES OF NEW JERSEY AND SELECTED MUNICIPALITIES AND TOWNSHIPS (PLACES WHICH FOLLOW): 1941—Continued

Table with 16 columns (Woodbury, Hudson County, Bayonne, Guttenberg, Harrison, Hoboken, Jersey City, Kearny, North Bergen Twp., Secaucus, Union City, Weehawken Twp., West New York, Hunterdon County, Mercer County, Princeton, Trenton, Middlesex County, Carteret, Highland Park, New Brunswick, Perth Amboy, Sayreville, South Amboy, South River, Woolbridge Twp.) and rows continuing the list of causes of death from the previous table.



TABLE 20—DEATHS FROM EACH CAUSE, DETAILED INTERNATIONAL LIST, IN THE COUNTIES OF NEW JERSEY AND SELECTED MUNICIPALITIES AND TOWNSHIPS PLACES WHICH FOLLOW: 1941—Continued

Table with 17 columns (State Total, Atlantic County, Atlantic City, Hammononton, Pleasantville, Bergen County, Bergenfield, Cliffside Park, Englewood, Fairview, Fort Lee, Garfield) and 200+ rows of causes of death including conditions of childbirth, congenital deformities, accidents, poisonings, and legal executions.

COUNTIES OF NEW JERSEY AND SELECTED MUNICIPALITIES AND TOWNSHIPS PLACES WHICH FOLLOW: 1941—Continued

Table with 17 columns (Hickensack, Lodi, Lyndhurst Twp., North Arlington, Ridgefield Park, Ridgewood, Rutherford, Teaneck Twp., Wallington, Burlington County, Burlington City, Camden County, Camden City, Audubon, Collingswood, Gloucester City, Pennsauken Twp., Haddonfield, Cape May County, Cumberland County, Bridgeton, Millville, Vineland) and 200+ rows of causes of death, continuing from the previous table.





TABLE 28—TABULATION OF DEATHS IN ATLANTIC COUNTY FOR 1941, ACCORDING TO THE ABRIDGED INTERNATIONAL LIST OF CAUSES OF DEATH

| Abridged International List Number | CAUSE OF DEATH                                                                                                 | White      |       |        |       | Colored |              | Age Periods   |               |          |          |          |          |          |          |          |          |          | 90 and Over |          |          |
|------------------------------------|----------------------------------------------------------------------------------------------------------------|------------|-------|--------|-------|---------|--------------|---------------|---------------|----------|----------|----------|----------|----------|----------|----------|----------|----------|-------------|----------|----------|
|                                    |                                                                                                                | Male       |       | Female |       | Male    | Female       | Under 1 Year  | Under 5 Years | 5 to 9   | 10 to 14 | 15 to 19 | 20 to 29 | 30 to 39 | 40 to 44 | 45 to 49 | 50 to 59 | 60 to 69 |             | 70 to 79 | 80 to 89 |
|                                    |                                                                                                                | All Deaths | Male  | Female | Male  | Female  | Under 1 Year | Under 5 Years | 5 to 9        | 10 to 14 | 15 to 19 | 20 to 29 | 30 to 39 | 40 to 44 | 45 to 49 | 50 to 59 | 60 to 69 | 70 to 79 |             | 80 to 89 |          |
| 178                                | ALL CAUSES                                                                                                     | 740        | 652   | 194    | 192   | 86      | 82           | 7             | 8             | 13       | 43       | 86       | 73       | 80       | 314      | 392      | 421      | 212      | 38          |          |          |
| 1                                  | Typhoid and paratyphoid fevers                                                                                 | .....      | ..... | .....  | ..... | .....   | .....        | .....         | .....         | .....    | .....    | .....    | .....    | .....    | .....    | .....    | .....    | .....    | .....       |          |          |
| 2                                  | Plague                                                                                                         | .....      | ..... | .....  | ..... | .....   | .....        | .....         | .....         | .....    | .....    | .....    | .....    | .....    | .....    | .....    | .....    | .....    | .....       |          |          |
| 3                                  | Squadet fever                                                                                                  | .....      | ..... | .....  | ..... | .....   | .....        | .....         | .....         | .....    | .....    | .....    | .....    | .....    | .....    | .....    | .....    | .....    | .....       |          |          |
| 4                                  | Whooping cough                                                                                                 | .....      | ..... | .....  | ..... | .....   | .....        | .....         | .....         | .....    | .....    | .....    | .....    | .....    | .....    | .....    | .....    | .....    | .....       |          |          |
| 5                                  | Diphtheria                                                                                                     | .....      | ..... | .....  | ..... | .....   | .....        | .....         | .....         | .....    | .....    | .....    | .....    | .....    | .....    | .....    | .....    | .....    | .....       |          |          |
| 6                                  | Whooping cough                                                                                                 | .....      | ..... | .....  | ..... | .....   | .....        | .....         | .....         | .....    | .....    | .....    | .....    | .....    | .....    | .....    | .....    | .....    | .....       |          |          |
| 7                                  | All other forms of tuberculosis                                                                                | .....      | ..... | .....  | ..... | .....   | .....        | .....         | .....         | .....    | .....    | .....    | .....    | .....    | .....    | .....    | .....    | .....    | .....       |          |          |
| 8                                  | Malaria                                                                                                        | .....      | ..... | .....  | ..... | .....   | .....        | .....         | .....         | .....    | .....    | .....    | .....    | .....    | .....    | .....    | .....    | .....    | .....       |          |          |
| 9                                  | Syphilis                                                                                                       | .....      | ..... | .....  | ..... | .....   | .....        | .....         | .....         | .....    | .....    | .....    | .....    | .....    | .....    | .....    | .....    | .....    | .....       |          |          |
| 10                                 | Styphilia                                                                                                      | .....      | ..... | .....  | ..... | .....   | .....        | .....         | .....         | .....    | .....    | .....    | .....    | .....    | .....    | .....    | .....    | .....    | .....       |          |          |
| 11                                 | Styphilia                                                                                                      | .....      | ..... | .....  | ..... | .....   | .....        | .....         | .....         | .....    | .....    | .....    | .....    | .....    | .....    | .....    | .....    | .....    | .....       |          |          |
| 12                                 | Meningitis                                                                                                     | .....      | ..... | .....  | ..... | .....   | .....        | .....         | .....         | .....    | .....    | .....    | .....    | .....    | .....    | .....    | .....    | .....    | .....       |          |          |
| 13                                 | Typhus fever                                                                                                   | .....      | ..... | .....  | ..... | .....   | .....        | .....         | .....         | .....    | .....    | .....    | .....    | .....    | .....    | .....    | .....    | .....    | .....       |          |          |
| 14                                 | Other infectious or parasitic diseases                                                                         | .....      | ..... | .....  | ..... | .....   | .....        | .....         | .....         | .....    | .....    | .....    | .....    | .....    | .....    | .....    | .....    | .....    | .....       |          |          |
| 15                                 | Neoplasm (tumors or tumors of unspecified nature)                                                              | .....      | ..... | .....  | ..... | .....   | .....        | .....         | .....         | .....    | .....    | .....    | .....    | .....    | .....    | .....    | .....    | .....    | .....       |          |          |
| 16                                 | Neoplasm (tumors or tumors of unspecified nature)                                                              | .....      | ..... | .....  | ..... | .....   | .....        | .....         | .....         | .....    | .....    | .....    | .....    | .....    | .....    | .....    | .....    | .....    | .....       |          |          |
| 17                                 | Chronic rheumatism and gout                                                                                    | .....      | ..... | .....  | ..... | .....   | .....        | .....         | .....         | .....    | .....    | .....    | .....    | .....    | .....    | .....    | .....    | .....    | .....       |          |          |
| 18                                 | Bacterial meningitis                                                                                           | .....      | ..... | .....  | ..... | .....   | .....        | .....         | .....         | .....    | .....    | .....    | .....    | .....    | .....    | .....    | .....    | .....    | .....       |          |          |
| 19                                 | Chorea                                                                                                         | .....      | ..... | .....  | ..... | .....   | .....        | .....         | .....         | .....    | .....    | .....    | .....    | .....    | .....    | .....    | .....    | .....    | .....       |          |          |
| 20                                 | AVM (anemia, vitreous, meningitis, and other general diseases, diseases of the blood, and chronic poisonings)  | .....      | ..... | .....  | ..... | .....   | .....        | .....         | .....         | .....    | .....    | .....    | .....    | .....    | .....    | .....    | .....    | .....    | .....       |          |          |
| 21                                 | Meningitis (nonbacterial) and diseases of meninges                                                             | .....      | ..... | .....  | ..... | .....   | .....        | .....         | .....         | .....    | .....    | .....    | .....    | .....    | .....    | .....    | .....    | .....    | .....       |          |          |
| 22                                 | Intra-cranial hemiplegia of vascular origin                                                                    | .....      | ..... | .....  | ..... | .....   | .....        | .....         | .....         | .....    | .....    | .....    | .....    | .....    | .....    | .....    | .....    | .....    | .....       |          |          |
| 23                                 | Other diseases of the nervous system and sense organs                                                          | .....      | ..... | .....  | ..... | .....   | .....        | .....         | .....         | .....    | .....    | .....    | .....    | .....    | .....    | .....    | .....    | .....    | .....       |          |          |
| 24                                 | Diseases of the heart                                                                                          | .....      | ..... | .....  | ..... | .....   | .....        | .....         | .....         | .....    | .....    | .....    | .....    | .....    | .....    | .....    | .....    | .....    | .....       |          |          |
| 25                                 | Diseases of the heart                                                                                          | .....      | ..... | .....  | ..... | .....   | .....        | .....         | .....         | .....    | .....    | .....    | .....    | .....    | .....    | .....    | .....    | .....    | .....       |          |          |
| 26                                 | Rheumatism and rheumatoid arthritis                                                                            | .....      | ..... | .....  | ..... | .....   | .....        | .....         | .....         | .....    | .....    | .....    | .....    | .....    | .....    | .....    | .....    | .....    | .....       |          |          |
| 27                                 | Pneumonia and bronchopneumonia                                                                                 | .....      | ..... | .....  | ..... | .....   | .....        | .....         | .....         | .....    | .....    | .....    | .....    | .....    | .....    | .....    | .....    | .....    | .....       |          |          |
| 28                                 | Other diseases of the respiratory system                                                                       | .....      | ..... | .....  | ..... | .....   | .....        | .....         | .....         | .....    | .....    | .....    | .....    | .....    | .....    | .....    | .....    | .....    | .....       |          |          |
| 29                                 | Diarrhea and enteritis                                                                                         | .....      | ..... | .....  | ..... | .....   | .....        | .....         | .....         | .....    | .....    | .....    | .....    | .....    | .....    | .....    | .....    | .....    | .....       |          |          |
| 30                                 | Other diseases of the digestive system                                                                         | .....      | ..... | .....  | ..... | .....   | .....        | .....         | .....         | .....    | .....    | .....    | .....    | .....    | .....    | .....    | .....    | .....    | .....       |          |          |
| 31                                 | Other diseases of the liver and biliary passages                                                               | .....      | ..... | .....  | ..... | .....   | .....        | .....         | .....         | .....    | .....    | .....    | .....    | .....    | .....    | .....    | .....    | .....    | .....       |          |          |
| 32                                 | Other diseases of the digestive system                                                                         | .....      | ..... | .....  | ..... | .....   | .....        | .....         | .....         | .....    | .....    | .....    | .....    | .....    | .....    | .....    | .....    | .....    | .....       |          |          |
| 33                                 | Nephritis                                                                                                      | .....      | ..... | .....  | ..... | .....   | .....        | .....         | .....         | .....    | .....    | .....    | .....    | .....    | .....    | .....    | .....    | .....    | .....       |          |          |
| 34                                 | Other diseases of the urinary and genital organs                                                               | .....      | ..... | .....  | ..... | .....   | .....        | .....         | .....         | .....    | .....    | .....    | .....    | .....    | .....    | .....    | .....    | .....    | .....       |          |          |
| 35                                 | Puerperal infection                                                                                            | .....      | ..... | .....  | ..... | .....   | .....        | .....         | .....         | .....    | .....    | .....    | .....    | .....    | .....    | .....    | .....    | .....    | .....       |          |          |
| 36                                 | Other diseases of pregnancy, childbirth, and the puerperium                                                    | .....      | ..... | .....  | ..... | .....   | .....        | .....         | .....         | .....    | .....    | .....    | .....    | .....    | .....    | .....    | .....    | .....    | .....       |          |          |
| 37                                 | Diseases of the skin, cellular tissue, bones, and joints                                                       | .....      | ..... | .....  | ..... | .....   | .....        | .....         | .....         | .....    | .....    | .....    | .....    | .....    | .....    | .....    | .....    | .....    | .....       |          |          |
| 38                                 | Concussional malformations and deformities, prematures, birth, and diseases peculiar to the first year of life | .....      | ..... | .....  | ..... | .....   | .....        | .....         | .....         | .....    | .....    | .....    | .....    | .....    | .....    | .....    | .....    | .....    | .....       |          |          |
| 39                                 | Senility, old age                                                                                              | .....      | ..... | .....  | ..... | .....   | .....        | .....         | .....         | .....    | .....    | .....    | .....    | .....    | .....    | .....    | .....    | .....    | .....       |          |          |
| 40                                 | Infidelity                                                                                                     | .....      | ..... | .....  | ..... | .....   | .....        | .....         | .....         | .....    | .....    | .....    | .....    | .....    | .....    | .....    | .....    | .....    | .....       |          |          |
| 41                                 | Infidelity                                                                                                     | .....      | ..... | .....  | ..... | .....   | .....        | .....         | .....         | .....    | .....    | .....    | .....    | .....    | .....    | .....    | .....    | .....    | .....       |          |          |
| 42                                 | Automobile accidents (all motor-driven road vehicles)                                                          | .....      | ..... | .....  | ..... | .....   | .....        | .....         | .....         | .....    | .....    | .....    | .....    | .....    | .....    | .....    | .....    | .....    | .....       |          |          |
| 43                                 | Other violent or accidental deaths (suicide, homicide, and automobile accidents excepted)                      | .....      | ..... | .....  | ..... | .....   | .....        | .....         | .....         | .....    | .....    | .....    | .....    | .....    | .....    | .....    | .....    | .....    | .....       |          |          |
| 44                                 | Unspecified                                                                                                    | .....      | ..... | .....  | ..... | .....   | .....        | .....         | .....         | .....    | .....    | .....    | .....    | .....    | .....    | .....    | .....    | .....    | .....       |          |          |

Population (1940 Census), 324,000.

Total Resident Deaths, 1,778.

Rate per 1,000 Population, 14.3.



TABULATION OF DEATHS IN BERGEN COUNTY FOR 1941, ACCORDING TO THE ABRIDGED INTERNATIONAL LIST OF CAUSES OF DEATH

| Abridged International List Number | CAUSE OF DEATH                                                                                                                      | All Deaths |        | White |        | Colored      |               | Age Periods |          |          |          |          |          |          |          |          |          |          |             |         |   |  |
|------------------------------------|-------------------------------------------------------------------------------------------------------------------------------------|------------|--------|-------|--------|--------------|---------------|-------------|----------|----------|----------|----------|----------|----------|----------|----------|----------|----------|-------------|---------|---|--|
|                                    |                                                                                                                                     |            |        |       |        |              |               |             |          |          |          |          |          |          |          |          |          |          |             |         |   |  |
|                                    |                                                                                                                                     | Male       | Female | Male  | Female | Under 1 year | Under 5 years | 5 to 9      | 10 to 14 | 15 to 19 | 20 to 29 | 30 to 39 | 40 to 44 | 45 to 49 | 50 to 59 | 60 to 69 | 70 to 79 | 80 to 89 | 90 and Over | Unknown |   |  |
| 1                                  | ALL CAUSES                                                                                                                          | 3953       | 3042   | 1789  | 37     | 53           | 2000          | 227         | 21       | 10       | 38       | 104      | 172      | 143      | 213      | 616      | 907      | 911      | 480         | 86      |   |  |
| 2                                  | Typhoid and paratyphoid fevers                                                                                                      | 2          | 2      |       |        |              |               |             |          |          |          |          |          |          |          |          |          |          |             |         |   |  |
| 3                                  | Plague                                                                                                                              |            |        |       |        |              |               |             |          |          |          |          |          |          |          |          |          |          |             |         |   |  |
| 4                                  | Scarlet fever                                                                                                                       |            |        |       |        |              |               |             |          |          |          |          |          |          |          |          |          |          |             |         |   |  |
| 5                                  | Diphtheria                                                                                                                          |            |        |       |        |              |               |             |          |          |          |          |          |          |          |          |          |          |             |         |   |  |
| 6                                  | Whooping cough                                                                                                                      |            |        |       |        |              |               |             |          |          |          |          |          |          |          |          |          |          |             |         |   |  |
| 7                                  | Diphtheria                                                                                                                          |            |        |       |        |              |               |             |          |          |          |          |          |          |          |          |          |          |             |         |   |  |
| 8                                  | Tuberculosis of the respiratory system                                                                                              | 113        | 60     | 40    | 7      | 0            | 1             | 1           | 1        | 5        | 10       | 17       | 9        | 8        | 27       | 10       | 0        | 2        |             |         |   |  |
| 9                                  | All other forms of tuberculosis                                                                                                     | 7          | 4      | 3     | 1      | 1            | 1             | 1           | 1        | 1        | 2        | 1        | 1        | 1        | 1        | 1        | 0        | 1        |             |         |   |  |
| 10                                 | Syphilis                                                                                                                            | 14         | 23     | 5     | 4      | 5            | 1             | 1           | 1        | 1        | 1        | 1        | 1        | 2        | 11       | 1        | 0        | 1        |             |         |   |  |
| 11                                 | Indianna                                                                                                                            | 12         | 6      | 5     | 1      | 1            | 1             | 1           | 1        | 1        | 1        | 1        | 1        | 1        | 1        | 1        | 1        | 1        |             |         |   |  |
| 12                                 | Smallpox                                                                                                                            |            |        |       |        |              |               |             |          |          |          |          |          |          |          |          |          |          |             |         |   |  |
| 13                                 | Measles                                                                                                                             | 3          | 2      | 1     |        |              | 2             | 1           |          |          |          |          |          |          |          |          |          |          |             |         |   |  |
| 14                                 | Scarlet fever                                                                                                                       | 10         | 10     | 0     |        |              | 2             | 1           |          |          |          |          |          |          |          |          |          |          |             |         |   |  |
| 15                                 | Other infectious or parasitic diseases                                                                                              | 578        | 222    | 354   | 2      | 10           | 1             | 1           | 1        | 3        | 1        | 20       | 28       | 41       | 136      | 127      | 138      | 40       |             |         |   |  |
| 16                                 | Cancer and other malignant tumors                                                                                                   |            |        |       |        |              |               |             |          |          |          |          |          |          |          |          |          |          |             |         |   |  |
| 17                                 | Nonmalignant tumors or tumors of unspecified nature                                                                                 | 20         | 6      | 13    | 1      | 1            | 1             | 1           | 1        | 1        | 1        | 4        | 1        | 7        | 2        | 1        | 2        | 1        |             |         |   |  |
| 18                                 | Chorea, chorea minor and St. Vitus' dance                                                                                           | 129        | 37     | 102   |        |              |               |             |          |          |          |          |          |          |          |          |          |          |             |         |   |  |
| 19                                 | Diabetes mellitus                                                                                                                   | 129        | 37     | 102   |        |              |               |             |          |          |          |          |          |          |          |          |          |          |             |         |   |  |
| 20                                 | Chronic or acute alcoholism                                                                                                         | 19         | 9      | 9     |        |              |               |             |          |          |          |          |          |          |          |          |          |          |             |         |   |  |
| 21                                 | Avitaminosis, other general diseases, diseases of the nervous system, diseases of the endocrine glands, diseases of the spinal cord | 20         | 28     | 30    | 1      |              | 5             | 7           | 2        | 1        | 8        | 6        | 7        | 2        | 4        | 9        | 12       | 7        |             |         |   |  |
| 22                                 | Intracranial lesions of vascular origin                                                                                             | 11         | 8      | 3     |        |              | 2             | 1           |          |          |          | 2        | 2        | 1        | 2        | 4        | 0        | 1        |             |         |   |  |
|                                    |                                                                                                                                     | 343        | 102    | 183   | 5      | 3            | 1             | 1           |          |          | 2        | 4        | 0        | 0        | 9        | 54       | 40       | 103      | 50          |         | 6 |  |

|    |                                                                                                                                       |     |     |     |    |     |     |    |   |   |   |    |    |   |    |    |     |    |     |     |    |   |
|----|---------------------------------------------------------------------------------------------------------------------------------------|-----|-----|-----|----|-----|-----|----|---|---|---|----|----|---|----|----|-----|----|-----|-----|----|---|
| 23 | Other diseases of the nervous system and sense organs                                                                                 | 24  | 9   | 13  | 1  | 1   | 1   | 1  | 2 | 1 | 2 | 1  | 1  | 2 | 1  | 0  | 2   | 1  | 1   | 1   | 1  | 1 |
| 24 | Diseases of the heart                                                                                                                 | 132 | 732 | 583 | 14 | 13  | 1   | 2  | 1 | 2 | 1 | 1  | 1  | 3 | 38 | 60 | 190 | 32 | 394 | 207 | 30 |   |
| 25 | Other diseases of the circulatory system                                                                                              | 14  | 33  | 26  | 1  | 1   | 1   | 1  | 1 | 1 | 1 | 1  | 1  | 1 | 1  | 1  | 1   | 1  | 1   | 1   | 1  |   |
| 26 | Myocardial infarction                                                                                                                 | 134 | 71  | 55  | 6  | 2   | 10  | 18 | 1 | 1 | 2 | 5  | 4  | 7 | 16 | 24 | 37  | 25 | 3   |     |    |   |
| 27 | Thrombosis and thromboembolism                                                                                                        | 23  | 20  | 5   |    |     |     |    |   |   |   |    |    |   |    |    |     |    |     |     |    |   |
| 28 | Other diseases of the respiratory system                                                                                              | 24  | 12  | 8   | 1  |     | 1   | 1  | 1 | 1 | 2 | 1  | 1  | 1 | 1  | 1  | 1   | 1  | 1   |     |    |   |
| 29 | Diphtheria and enteritis                                                                                                              | 14  | 17  | 8   |    |     |     |    |   |   |   |    |    |   |    |    |     |    |     |     |    |   |
| 30 | Whooping cough                                                                                                                        | 14  | 17  | 8   |    |     |     |    |   |   |   |    |    |   |    |    |     |    |     |     |    |   |
| 31 | Appendicitis                                                                                                                          | 63  | 34  | 28  | 1  |     |     |    |   |   |   |    |    |   |    |    |     |    |     |     |    |   |
| 32 | Other diseases of the liver and biliary passages                                                                                      | 80  | 32  | 27  | 1  |     | 1   | 1  | 2 | 1 | 1 | 4  | 0  | 1 | 1  | 12 | 12  | 15 | 1   |     |    |   |
| 33 | Other diseases of the digestive system                                                                                                | 245 | 123 | 112 | 3  | 6   | 1   | 1  | 2 | 4 | 3 | 11 | 10 | 0 | 34 | 64 | 67  | 48 | 8   |     |    |   |
| 34 | Other diseases of the urinary and genital systems                                                                                     | 102 | 25  | 21  | 1  |     | 1   | 1  |   |   | 2 | 1  | 1  | 1 | 3  | 2  | 11  | 9  | 4   |     |    |   |
| 35 | Other infectious diseases                                                                                                             | 2   |     |     |    |     |     |    |   |   |   |    |    |   |    |    |     |    |     |     |    |   |
| 36 | The puerperium                                                                                                                        | 10  |     | 10  |    |     |     |    |   |   |   |    |    |   |    |    |     |    |     |     |    |   |
| 37 | Diseases of the skin, cellular tissue, bones, and organs of movement                                                                  | 2   | 1   | 1   |    |     |     |    |   |   |   |    |    |   |    |    |     |    |     |     |    |   |
| 38 | Concussion, laceration and disability, premature birth, and diseases peculiar to the first year of life                               | 101 | 68  | 5   | 4  | 138 | 100 | 1  |   |   |   |    |    |   |    |    |     |    |     |     |    |   |
| 39 | Senility, old age                                                                                                                     | 222 | 0   | 0   |    |     |     |    |   |   |   |    |    |   |    |    |     |    |     |     |    |   |
| 40 | Infantile paralysis                                                                                                                   | 22  | 4   | 1   |    |     |     |    |   |   |   |    |    |   |    |    |     |    |     |     |    |   |
| 41 | Hypertension                                                                                                                          | 9   | 6   | 2   | 1  |     |     |    |   |   |   |    |    |   |    |    |     |    |     |     |    |   |
| 42 | Automobile accidents (all motor-driven road vehicles)                                                                                 | 82  | 67  | 16  | 3  |     |     |    |   |   |   |    |    |   |    |    |     |    |     |     |    |   |
| 43 | Other violent or accidental deaths (suicide, homicide, deaths of students, deaths of persons in automobiles, unknown, or unspecified) | 146 | 81  | 62  | 1  | 2   | 7   | 11 | 5 | 1 | 6 | 8  | 12 | 3 | 0  | 20 | 10  | 29 | 27  | 5   |    |   |
| 44 | Unspecified                                                                                                                           | 1   | 1   |     |    |     |     |    |   |   |   |    |    |   |    |    |     |    |     |     |    |   |

Population (1940 Census), 406,646. Total Resident Deaths, 3,935. Rate per 1,000 Population, 9.5.



TABULATION OF DEATHS IN BURLINGTON COUNTY FOR 1941, ACCORDING TO THE ABRIDGED INTERNATIONAL LIST OF CAUSES OF DEATH

| Abridged International List Number | CAUSE OF DEATH                                                                    | All Deaths |     | White |    | Colored |    | Age Periods  |               |        |          |          |          |          |          |          |          |          |          |          |             |         |  |
|------------------------------------|-----------------------------------------------------------------------------------|------------|-----|-------|----|---------|----|--------------|---------------|--------|----------|----------|----------|----------|----------|----------|----------|----------|----------|----------|-------------|---------|--|
|                                    |                                                                                   |            |     | Male  |    | Female  |    | Under 1 year | Under 5 years | 5 to 9 | 10 to 14 | 15 to 19 | 20 to 29 | 30 to 39 | 40 to 44 | 45 to 49 | 50 to 59 | 60 to 69 | 70 to 79 | 80 to 89 | 90 and Over | Unknown |  |
|                                    |                                                                                   | 1841       | 179 | 45    | 49 | 53      | 72 | 8            | 6             | 8      | 47       | 303      | 47       | 306      | 55       | 107      | 231      | 301      | 186      | 51       |             |         |  |
| 1                                  | Typhoid and paratyphoid fevers                                                    | 1          | 1   | 1     | 1  | 1       | 1  |              |               |        |          |          |          |          |          |          |          |          |          |          |             |         |  |
| 2                                  | Scarlet fever                                                                     |            |     |       |    |         |    |              |               |        |          |          |          |          |          |          |          |          |          |          |             |         |  |
| 3                                  | Diphtheria                                                                        |            |     |       |    |         |    |              |               |        |          |          |          |          |          |          |          |          |          |          |             |         |  |
| 4                                  | Diphtheria                                                                        |            |     |       |    |         |    |              |               |        |          |          |          |          |          |          |          |          |          |          |             |         |  |
| 5                                  | Tuberculosis of the respiratory system                                            | 3          | 10  | 6     | 2  |         |    |              |               |        |          |          |          |          |          |          |          |          |          |          |             |         |  |
| 6                                  | All other forms of tuberculous                                                    | 3          | 1   | 1     | 2  |         |    |              |               |        |          |          |          |          |          |          |          |          |          |          |             |         |  |
| 7                                  | Scarlet fever                                                                     | 1          | 1   | 1     | 1  |         |    |              |               |        |          |          |          |          |          |          |          |          |          |          |             |         |  |
| 8                                  | Diphtheria                                                                        | 1          | 1   | 1     | 1  |         |    |              |               |        |          |          |          |          |          |          |          |          |          |          |             |         |  |
| 9                                  | Scarlet fever                                                                     | 1          | 1   | 1     | 1  |         |    |              |               |        |          |          |          |          |          |          |          |          |          |          |             |         |  |
| 10                                 | Scarlet fever                                                                     | 1          | 1   | 1     | 1  |         |    |              |               |        |          |          |          |          |          |          |          |          |          |          |             |         |  |
| 11                                 | Scarlet fever                                                                     | 1          | 1   | 1     | 1  |         |    |              |               |        |          |          |          |          |          |          |          |          |          |          |             |         |  |
| 12                                 | Scarlet fever                                                                     | 1          | 1   | 1     | 1  |         |    |              |               |        |          |          |          |          |          |          |          |          |          |          |             |         |  |
| 13                                 | Scarlet fever                                                                     | 1          | 1   | 1     | 1  |         |    |              |               |        |          |          |          |          |          |          |          |          |          |          |             |         |  |
| 14                                 | Scarlet fever                                                                     | 1          | 1   | 1     | 1  |         |    |              |               |        |          |          |          |          |          |          |          |          |          |          |             |         |  |
| 15                                 | Cancer and other malignant tumors                                                 | 152        | 79  | 67    | 6  | 4       | 1  | 1            | 1             | 1      | 1        | 2        | 2        | 5        | 5        | 11       | 27       | 42       | 45       | 14       | 3           |         |  |
| 16                                 | Nonmalignant tumors or tumors of unspecified nature                               | 3          | 3   | 2     | 1  | 1       | 1  |              |               |        |          |          |          |          |          |          |          |          |          |          |             |         |  |
| 17                                 | Diabetes mellitus                                                                 | 1          | 1   | 1     | 1  |         |    |              |               |        |          |          |          |          |          |          |          |          |          |          |             |         |  |
| 18                                 | Diabetes mellitus                                                                 | 1          | 1   | 1     | 1  |         |    |              |               |        |          |          |          |          |          |          |          |          |          |          |             |         |  |
| 19                                 | Chronic alcoholism                                                                | 4          | 17  | 21    | 1  | 3       | 1  | 1            | 1             | 1      | 1        | 1        | 1        | 1        | 1        | 2        | 12       | 30       | 4        |          |             |         |  |
| 20                                 | Alcoholism, other general diseases, diseases of the blood, and chronic poisonings | 6          | 3   | 1     | 1  | 1       | 1  | 1            | 1             | 1      | 1        | 1        | 1        | 1        | 1        | 2        | 1        | 1        | 1        | 1        | 1           |         |  |
| 21                                 | Myocardial infarction and diseases of the coronal cord                            | 13         | 6   | 7     | 1  | 1       | 1  | 1            | 1             | 1      | 1        | 1        | 1        | 1        | 1        | 1        | 3        | 2        | 1        | 1        | 1           |         |  |
| 22                                 | Myocardial infarction and diseases of the coronal cord                            | 4          | 1   | 2     | 1  | 1       | 1  | 1            | 1             | 1      | 1        | 1        | 1        | 1        | 1        | 1        | 1        | 1        | 1        | 1        | 1           |         |  |
| 23                                 | Myocardial infarction and diseases of the coronal cord                            | 4          | 1   | 2     | 1  | 1       | 1  | 1            | 1             | 1      | 1        | 1        | 1        | 1        | 1        | 1        | 1        | 1        | 1        | 1        | 1           |         |  |
| 24                                 | Intra-cranial lesions of vascular origin                                          | 91         | 49  | 31    | 4  | 4       | 1  | 4            | 1             | 1      | 1        | 2        | 1        | 2        | 1        | 11       | 22       | 32       | 10       | 4        |             |         |  |

|    |                                                                                                          |     |     |     |    |    |    |    |   |   |   |   |   |   |   |   |   |   |   |   |   |  |  |  |
|----|----------------------------------------------------------------------------------------------------------|-----|-----|-----|----|----|----|----|---|---|---|---|---|---|---|---|---|---|---|---|---|--|--|--|
| 25 | Other diseases of the nervous system and sense organs of the head                                        | 0   | 4   | 1   | 1  | 1  | 1  | 1  | 1 | 1 | 1 | 1 | 1 | 1 | 1 | 1 | 1 | 1 | 1 | 1 | 1 |  |  |  |
| 26 | Diseases of the heart                                                                                    | 397 | 211 | 185 | 10 | 15 | 1  | 2  | 1 | 1 | 1 | 1 | 1 | 1 | 1 | 1 | 1 | 1 | 1 | 1 | 1 |  |  |  |
| 27 | Other diseases of the circulatory system                                                                 | 3   | 17  | 14  | 1  | 1  | 1  | 2  | 2 | 1 | 1 | 1 | 1 | 1 | 1 | 1 | 1 | 1 | 1 | 1 | 1 |  |  |  |
| 28 | Bronchitis                                                                                               | 4   | 2   | 2   | 3  | 4  | 5  | 1  | 2 | 1 | 1 | 1 | 2 | 3 | 1 | 1 | 1 | 1 | 1 | 1 | 1 |  |  |  |
| 29 | Pneumonia and bronchopneumonia                                                                           | 34  | 15  | 13  | 3  | 4  | 5  | 1  | 1 | 1 | 1 | 1 | 1 | 1 | 1 | 1 | 1 | 1 | 1 | 1 | 1 |  |  |  |
| 30 | Other diseases of the respiratory system                                                                 | 11  | 4   | 6   | 1  | 1  | 1  | 1  | 1 | 1 | 1 | 1 | 1 | 1 | 1 | 1 | 1 | 1 | 1 | 1 | 1 |  |  |  |
| 31 | Alphabetitis                                                                                             | 5   | 3   | 1   | 1  | 1  | 1  | 1  | 1 | 1 | 1 | 1 | 1 | 1 | 1 | 1 | 1 | 1 | 1 | 1 | 1 |  |  |  |
| 32 | Other diseases of the liver and biliary passages                                                         | 11  | 9   | 5   | 1  | 1  | 1  | 1  | 1 | 1 | 1 | 1 | 1 | 1 | 1 | 1 | 1 | 1 | 1 | 1 | 1 |  |  |  |
| 33 | Other diseases of the digestive system                                                                   | 22  | 12  | 7   | 2  | 1  | 1  | 1  | 1 | 1 | 1 | 1 | 1 | 1 | 1 | 1 | 1 | 1 | 1 | 1 | 1 |  |  |  |
| 34 | Other diseases of the urinary and genital systems                                                        | 119 | 49  | 61  | 1  | 8  | 1  | 1  | 1 | 1 | 1 | 1 | 1 | 1 | 1 | 1 | 1 | 1 | 1 | 1 | 1 |  |  |  |
| 35 | Pretermal infection                                                                                      | 8   | 0   | 0   | 1  | 1  | 1  | 1  | 1 | 1 | 1 | 1 | 1 | 1 | 1 | 1 | 1 | 1 | 1 | 1 | 1 |  |  |  |
| 36 | Other diseases of pregnancy, childbirth, and puerperium                                                  | 4   | 4   | 4   |    |    |    |    |   |   |   |   |   |   |   |   |   |   |   |   |   |  |  |  |
| 37 | Diseases of the skin, cellular tissue, bones, and organs of movement                                     | 3   | 1   | 2   |    |    |    |    |   |   |   |   |   |   |   |   |   |   |   |   |   |  |  |  |
| 38 | Concussion, malformations and debility, premature birth, and diseases peculiar to the first year of life | 38  | 25  | 8   | 4  | 1  | 36 | 38 |   |   |   |   |   |   |   |   |   |   |   |   |   |  |  |  |
| 39 | Debility of all ages                                                                                     | 4   | 2   | 2   |    |    |    |    |   |   |   |   |   |   |   |   |   |   |   |   |   |  |  |  |
| 40 | Suicide                                                                                                  | 12  | 9   | 3   | 1  | 1  | 1  | 1  | 1 | 1 | 1 | 1 | 1 | 1 | 1 | 1 | 1 | 1 | 1 | 1 | 1 |  |  |  |
| 41 | Homicide                                                                                                 | 2   | 1   | 1   |    |    |    |    |   |   |   |   |   |   |   |   |   |   |   |   |   |  |  |  |
| 42 | Automobile accidents (all motor-driven road vehicles)                                                    | 20  | 18  | 6   | 3  | 2  | 1  | 1  | 1 | 1 | 1 | 1 | 1 | 1 | 1 | 1 | 1 | 1 | 1 | 1 | 1 |  |  |  |
| 43 | Other violent or accidental deaths (suicide, homicide, and automobile accidents excepted)                | 50  | 35  | 14  | 2  | 1  | 1  | 8  | 2 | 1 | 1 | 1 | 1 | 1 | 1 | 1 | 1 | 1 | 1 | 1 | 1 |  |  |  |
| 44 | Causes of death ill-defined, unknown, or unspecified                                                     |     |     |     |    |    |    |    |   |   |   |   |   |   |   |   |   |   |   |   |   |  |  |  |

Population (1940 Census), 97,013.

Total Resident Deaths, 1,384.

Rate per 1,000 Population, 12.2.

TABULATION OF DEATHS IN CAMDEN COUNTY FOR 1941, ACCORDING TO THE ABRIDGED INTERNATIONAL LIST OF CAUSES OF DEATH

| Abridged International List Number | CAUSE OF DEATH                                                                               | All Deaths |      | White |     | Colored |     | Age Periods |    |        |    |              |     |               |     |        |          |          |          |          |          |          |          |          |          |          |             |         |   |  |
|------------------------------------|----------------------------------------------------------------------------------------------|------------|------|-------|-----|---------|-----|-------------|----|--------|----|--------------|-----|---------------|-----|--------|----------|----------|----------|----------|----------|----------|----------|----------|----------|----------|-------------|---------|---|--|
|                                    |                                                                                              |            |      | Male  |     | Female  |     | Male        |    | Female |    | Under 1 year |     | Under 5 years |     | 5 to 9 | 10 to 14 | 15 to 19 | 20 to 29 | 30 to 39 | 40 to 44 | 45 to 49 | 50 to 59 | 60 to 69 | 70 to 79 | 80 to 89 | 90 and Over | Unknown |   |  |
|                                    |                                                                                              | 2940       | 1424 | 1245  | 144 | 151     | 204 | 244         | 21 | 10     | 31 | 77           | 142 | 96            | 104 | 482    | 611      | 636      | 307      | 47       |          |          |          |          |          |          |             |         |   |  |
| 1                                  | Typhoid and paratyphoid fevers                                                               | 1          | 1    |       |     |         |     |             |    |        |    |              |     |               |     |        |          |          |          |          |          |          |          |          |          |          |             |         |   |  |
| 2                                  | Scarlet fever                                                                                | 6          | 3    | 2     | 1   | 5       | 6   | 1           |    |        |    |              |     |               |     |        |          |          |          |          |          |          |          |          |          |          |             |         |   |  |
| 3                                  | Whooping cough                                                                               | 189        | 99   | 94    | 11  | 14      | 1   | 1           | 4  | 15     | 24 | 13           | 10  | 21            | 2   | 8      |          |          |          |          |          |          |          |          |          |          |             |         |   |  |
| 4                                  | Influenza and influenza-like illness                                                         | 32         | 11   | 5     | 6   | 7       | 1   | 1           | 1  | 5      | 4  | 6            | 1   | 1             | 1   | 6      | 3        | 2        |          |          |          |          |          |          |          |          |             |         |   |  |
| 5                                  | All other forms of tuberculosis                                                              | 28         | 10   | 13    | 3   | 2       | 1   | 3           | 5  | 4      | 4  | 6            | 1   | 1             | 1   | 6      | 3        | 2        |          |          |          |          |          |          |          |          |             |         |   |  |
| 6                                  | Syphilis                                                                                     | 4          | 2    | 1     | 1   | 1       | 2   | 4           |    |        |    |              |     |               |     |        |          |          |          |          |          |          |          |          |          |          |             |         |   |  |
| 7                                  | Measles                                                                                      | 13         | 4    | 6     | 2   | 1       | 1   | 2           | 4  |        |    |              |     |               |     |        |          |          |          |          |          |          |          |          |          |          |             |         |   |  |
| 8                                  | Other infectious or parasitic diseases                                                       | 370        | 178  | 182   | 2   | 14      | 1   | 1           | 2  | 3      | 14 | 6            | 22  | 65            | 103 | 1      | 1        | 2        | 2        | 2        | 2        | 2        | 2        | 2        | 2        | 2        | 2           | 2       |   |  |
| 9                                  | Neoplasms of the mouth and pharynx                                                           | 8          | 5    | 0     | 0   | 0       | 0   | 0           | 0  | 0      | 0  | 0            | 0   | 0             | 0   | 0      | 0        | 0        | 0        | 0        | 0        | 0        | 0        | 0        | 0        | 0        | 0           | 0       | 0 |  |
| 10                                 | Neoplasms of the trachea, bronchus, and lungs                                                | 84         | 20   | 58    | 3   | 3       | 1   | 1           | 1  | 1      | 1  | 1            | 1   | 1             | 1   | 1      | 1        | 1        | 1        | 1        | 1        | 1        | 1        | 1        | 1        | 1        | 1           | 1       | 1 |  |
| 11                                 | Neoplasms of the stomach and intestines                                                      | 20         | 11   | 17    | 1   | 3       | 4   | 2           | 1  | 1      | 1  | 1            | 1   | 1             | 1   | 1      | 1        | 1        | 1        | 1        | 1        | 1        | 1        | 1        | 1        | 1        | 1           | 1       | 1 |  |
| 12                                 | Neoplasms of the bladder and urinary tract                                                   | 8          | 5    | 3     | 7   | 13      | 1   | 1           | 1  | 1      | 1  | 1            | 1   | 1             | 1   | 1      | 1        | 1        | 1        | 1        | 1        | 1        | 1        | 1        | 1        | 1        | 1           | 1       | 1 |  |
| 13                                 | Neoplasms of the prostate gland                                                              | 242        | 112  | 110   | 7   | 13      | 1   | 1           | 1  | 1      | 1  | 1            | 1   | 1             | 1   | 1      | 1        | 1        | 1        | 1        | 1        | 1        | 1        | 1        | 1        | 1        | 1           | 1       | 1 |  |
| 14                                 | Neoplasms of the uterus and ovaries                                                          |            |      |       |     |         |     |             |    |        |    |              |     |               |     |        |          |          |          |          |          |          |          |          |          |          |             |         |   |  |
| 15                                 | Neoplasms of the breast                                                                      |            |      |       |     |         |     |             |    |        |    |              |     |               |     |        |          |          |          |          |          |          |          |          |          |          |             |         |   |  |
| 16                                 | Neoplasms of the skin and subcutaneous tissue                                                |            |      |       |     |         |     |             |    |        |    |              |     |               |     |        |          |          |          |          |          |          |          |          |          |          |             |         |   |  |
| 17                                 | Chronic rheumatism and gout                                                                  |            |      |       |     |         |     |             |    |        |    |              |     |               |     |        |          |          |          |          |          |          |          |          |          |          |             |         |   |  |
| 18                                 | Diphtheria                                                                                   |            |      |       |     |         |     |             |    |        |    |              |     |               |     |        |          |          |          |          |          |          |          |          |          |          |             |         |   |  |
| 19                                 | Diphtheria and tetanus                                                                       |            |      |       |     |         |     |             |    |        |    |              |     |               |     |        |          |          |          |          |          |          |          |          |          |          |             |         |   |  |
| 20                                 | Avitaminoses, other nutrient deficiencies, and diseases of the blood, and chronic poisonings |            |      |       |     |         |     |             |    |        |    |              |     |               |     |        |          |          |          |          |          |          |          |          |          |          |             |         |   |  |
| 21                                 | Meningitis (nonmeningococcal) and diseases of the spinal cord                                |            |      |       |     |         |     |             |    |        |    |              |     |               |     |        |          |          |          |          |          |          |          |          |          |          |             |         |   |  |
| 22                                 | Intracranial lesions of vascular origin                                                      |            |      |       |     |         |     |             |    |        |    |              |     |               |     |        |          |          |          |          |          |          |          |          |          |          |             |         |   |  |

|    |                                                                                                            |     |     |     |     |    |     |     |   |   |   |    |   |   |   |    |    |    |   |   |   |   |   |   |   |   |   |   |   |  |
|----|------------------------------------------------------------------------------------------------------------|-----|-----|-----|-----|----|-----|-----|---|---|---|----|---|---|---|----|----|----|---|---|---|---|---|---|---|---|---|---|---|--|
| 23 | Other diseases of the nervous system and sense organs                                                      | 10  | 9   | 6   | 1   | 1  | 1   | 5   | 1 | 1 | 1 | 1  | 1 | 1 | 1 | 1  | 1  | 1  | 1 | 1 | 1 | 1 | 1 | 1 | 1 | 1 | 1 | 1 | 1 |  |
| 24 | Diseases of the heart                                                                                      | 912 | 466 | 377 | 261 | 33 | 1   | 1   | 4 | 1 | 1 | 1  | 1 | 1 | 1 | 1  | 1  | 1  | 1 | 1 | 1 | 1 | 1 | 1 | 1 | 1 | 1 | 1 | 1 |  |
| 25 | Other diseases of the circulatory system                                                                   | 62  | 39  | 23  | 6   | 4  | 4   | 1   | 1 | 1 | 1 | 1  | 1 | 1 | 1 | 1  | 1  | 1  | 1 | 1 | 1 | 1 | 1 | 1 | 1 | 1 | 1 | 1 | 1 |  |
| 26 | Ischemic heart disease                                                                                     | 17  | 7   | 1   | 1   | 1  | 1   | 1   | 1 | 1 | 1 | 1  | 1 | 1 | 1 | 1  | 1  | 1  | 1 | 1 | 1 | 1 | 1 | 1 | 1 | 1 | 1 | 1 | 1 |  |
| 27 | Hypertension and thromboembolism                                                                           | 18  | 8   | 7   | 1   | 1  | 1   | 1   | 1 | 1 | 1 | 1  | 1 | 1 | 1 | 1  | 1  | 1  | 1 | 1 | 1 | 1 | 1 | 1 | 1 | 1 | 1 | 1 | 1 |  |
| 28 | Other diseases of the respiratory system                                                                   | 24  | 13  | 14  | 1   | 1  | 1   | 1   | 1 | 1 | 1 | 1  | 1 | 1 | 1 | 1  | 1  | 1  | 1 | 1 | 1 | 1 | 1 | 1 | 1 | 1 | 1 | 1 | 1 |  |
| 29 | Diarrhea and enteritis                                                                                     | 21  | 9   | 12  | 6   | 2  | 2   | 2   | 2 | 2 | 2 | 2  | 2 | 2 | 2 | 2  | 2  | 2  | 2 | 2 | 2 | 2 | 2 | 2 | 2 | 2 | 2 | 2 | 2 |  |
| 30 | Appendicitis                                                                                               | 17  | 9   | 12  | 6   | 2  | 2   | 2   | 2 | 2 | 2 | 2  | 2 | 2 | 2 | 2  | 2  | 2  | 2 | 2 | 2 | 2 | 2 | 2 | 2 | 2 | 2 | 2 | 2 |  |
| 31 | Other diseases of the liver and biliary passages                                                           | 57  | 26  | 17  | 3   | 2  | 2   | 2   | 2 | 2 | 2 | 2  | 2 | 2 | 2 | 2  | 2  | 2  | 2 | 2 | 2 | 2 | 2 | 2 | 2 | 2 | 2 | 2 | 2 |  |
| 32 | Other diseases of the digestive system                                                                     | 308 | 128 | 142 | 14  | 24 | 1   | 1   | 1 | 1 | 1 | 1  | 1 | 1 | 1 | 1  | 1  | 1  | 1 | 1 | 1 | 1 | 1 | 1 | 1 | 1 | 1 | 1 | 1 |  |
| 33 | Nephritis                                                                                                  |     |     |     |     |    |     |     |   |   |   |    |   |   |   |    |    |    |   |   |   |   |   |   |   |   |   |   |   |  |
| 34 | Other diseases of the urinary and genital systems                                                          | 28  | 15  | 10  | 3   | 1  | 1   | 1   | 1 | 1 | 1 | 1  | 1 | 1 | 1 | 1  | 1  | 1  | 1 | 1 | 1 | 1 | 1 | 1 | 1 | 1 | 1 | 1 | 1 |  |
| 35 | Systemic infections                                                                                        | 8   | 4   | 7   | 3   | 1  | 1   | 1   | 1 | 1 | 1 | 1  | 1 | 1 | 1 | 1  | 1  | 1  | 1 | 1 | 1 | 1 | 1 | 1 | 1 | 1 | 1 | 1 | 1 |  |
| 36 | Other diseases of pregnancy, childbirth, and the puerperium                                                | 8   |     | 7   | 1   | 1  | 1   | 1   | 1 | 1 | 1 | 1  | 1 | 1 | 1 | 1  | 1  | 1  | 1 | 1 | 1 | 1 | 1 | 1 | 1 | 1 | 1 | 1 | 1 |  |
| 37 | Diseases of the skin, cellular tissue, bones, and joints                                                   | 6   | 3   | 1   | 1   | 2  | 1   | 2   | 1 | 2 | 5 |    |   |   |   |    |    |    |   |   |   |   |   |   |   |   |   |   |   |  |
| 38 | Concussional malformations and debility, precocious birth, and diseases peculiar to the first year of life | 127 | 66  | 38  | 11  | 8  | 121 | 128 |   |   |   |    |   |   |   |    |    |    |   |   |   |   |   |   |   |   |   |   |   |  |
| 39 | Senility, old age                                                                                          | 8   | 4   | 4   | 1   | 1  | 1   | 1   | 1 | 1 | 1 | 1  | 1 | 1 | 1 | 1  | 1  | 1  | 1 | 1 | 1 | 1 | 1 | 1 | 1 | 1 | 1 | 1 | 1 |  |
| 40 | Accidental deaths (excluding suicides)                                                                     | 2   | 1   | 1   | 1   | 1  | 1   | 1   | 1 | 1 | 1 | 1  | 1 | 1 | 1 | 1  | 1  | 1  | 1 | 1 | 1 | 1 | 1 | 1 | 1 | 1 | 1 | 1 | 1 |  |
| 41 | Homicide                                                                                                   | 8   | 2   | 1   | 3   | 2  |     |     |   |   |   |    |   |   |   |    |    |    |   |   |   |   |   |   |   |   |   |   |   |  |
| 42 | Automobile accidents (all motor-driven road vehicles)                                                      | 68  | 49  | 11  | 6   | 2  | 5   | 5   | 2 | 4 | 7 | 11 | 4 | 3 | 7 | 14 | 6  |    |   |   |   |   |   |   |   |   |   |   |   |  |
| 43 | Other violent or accidental deaths (suicide, homicide, death of unknown cause, or unspecified)             | 100 | 59  | 38  | 3   | 3  | 4   | 10  | 3 | 5 | 4 | 3  | 4 | 5 | 9 | 11 | 19 | 14 | 3 |   |   |   |   |   |   |   |   |   |   |  |
| 44 | Causes of death ill-defined, unknown, or unspecified                                                       | 5   | 3   | 2   | 1   | 1  | 1   | 1   | 1 | 1 | 1 | 1  | 1 | 1 | 1 | 1  | 1  | 1  | 1 | 1 | 1 | 1 | 1 | 1 | 1 | 1 | 1 | 1 | 1 |  |

Population (1940 Census), 256,727. Total Resident Deaths, 2,964. Rate per 1,000 Population, 11.6.

TABULATION OF DEATHS IN CAMDEN CITY FOR 1941, ACCORDING TO THE ABRIDGED INTERNATIONAL LIST OF CAUSES OF DEATH

| Abridged International List Number | CAUSE OF DEATH                                                                  | All Deaths |        | White |        | Colored      |               | Age Periods |          |          |          |          |          |          |          |          |          |          |             |         |      |
|------------------------------------|---------------------------------------------------------------------------------|------------|--------|-------|--------|--------------|---------------|-------------|----------|----------|----------|----------|----------|----------|----------|----------|----------|----------|-------------|---------|------|
|                                    |                                                                                 | Male       | Female | Male  | Female | Under 1 year | Under 5 years | 3 to 9      | 10 to 14 | 15 to 19 | 20 to 29 | 30 to 39 | 40 to 44 | 45 to 49 | 50 to 59 | 60 to 69 | 70 to 79 | 80 to 89 | 90 and Over | Unknown |      |
|                                    |                                                                                 |            |        |       |        |              |               |             |          |          |          |          |          |          |          |          |          |          |             |         | 1941 |
| 1                                  | ALL CAUSES                                                                      | 1381       | 1450   | 524   | 104    | 103          | 118           | 10          | 4        | 16       | 42       | 72       | 55       | 90       | 258      | 286      | 264      | 140      | 10          |         |      |
| 1                                  | Typhoid and paratyphoid fevers                                                  | 1          | 1      |       |        |              |               |             |          |          |          |          |          | 1        |          |          |          |          |             |         |      |
| 2                                  | Plague                                                                          |            |        |       |        |              |               |             |          |          |          |          |          |          |          |          |          |          |             |         |      |
| 3                                  | Scarlet fever                                                                   | 2          | 1      |       |        |              |               |             |          |          |          |          |          |          |          |          |          |          |             |         |      |
| 4                                  | Diphtheria                                                                      | 2          | 1      |       |        |              |               |             |          |          |          |          |          |          |          |          |          |          |             |         |      |
| 5                                  | Whooping cough                                                                  | 2          | 1      |       |        |              |               |             |          |          |          |          |          |          |          |          |          |          |             |         |      |
| 6                                  | Measles                                                                         | 69         | 32     | 17    | 7      | 13           | 11            | 3           | 11       | 10       | 11       | 5        | 14       | 9        | 6        |          |          |          |             |         |      |
| 7                                  | All other forms of the respiratory system                                       | 7          | 2      | 4     | 1      | 1            | 1             | 1           | 2        | 2        | 2        | 4        | 2        | 1        | 2        |          |          |          |             |         |      |
| 8                                  | Malaria                                                                         | 20         | 7      | 6     | 2      | 1            | 1             | 1           | 1        | 1        | 1        | 1        | 1        | 1        | 1        |          |          |          |             |         |      |
| 9                                  | Septicemia                                                                      | 18         | 6      | 9     | 2      | 1            | 1             | 1           | 1        | 1        | 1        | 1        | 1        | 1        | 1        |          |          |          |             |         |      |
| 10                                 | Septicemia                                                                      | 18         | 6      | 9     | 2      | 1            | 1             | 1           | 1        | 1        | 1        | 1        | 1        | 1        | 1        |          |          |          |             |         |      |
| 11                                 | Stomach                                                                         | 2          | 1      |       |        |              |               |             |          |          |          |          |          |          |          |          |          |          |             |         |      |
| 12                                 | Meningitis                                                                      | 10         | 1      |       |        |              |               |             |          |          |          |          |          |          |          |          |          |          |             |         |      |
| 13                                 | Phylaxis fever                                                                  | 10         | 1      |       |        |              |               |             |          |          |          |          |          |          |          |          |          |          |             |         |      |
| 14                                 | Other infectious diseases                                                       | 10         | 1      |       |        |              |               |             |          |          |          |          |          |          |          |          |          |          |             |         |      |
| 15                                 | Cancer and other malignant tumors                                               | 101        | 76     | 77    | 12     | 6            | 6             | 6           | 1        | 1        | 1        | 1        | 1        | 1        | 1        | 40       | 35       | 16       | 1           |         |      |
| 16                                 | Nonmalignant tumors or tumors of unspecified nature                             | 4          | 4      |       |        |              |               |             |          |          |          |          |          |          |          |          |          |          |             |         |      |
| 17                                 | Gonorrhea and gonococcal infections                                             | 40         | 2      | 28    | 3      | 3            | 3             | 3           | 1        | 1        | 1        | 1        | 1        | 1        | 1        | 12       | 11       | 7        | 7           |         |      |
| 18                                 | Chronic or acute alcoholism                                                     | 3          | 1      |       |        |              |               |             |          |          |          |          |          |          |          |          |          |          |             |         |      |
| 19                                 | AVIATION, other general diseases, diseases of the blood, and chronic poisonings | 12         | 6      | 6     | 0      | 0            | 1             | 1           | 1        | 1        | 1        | 1        | 1        | 1        | 1        | 1        | 2        | 1        | 2           | 3       |      |
| 20                                 | Malnutrition, inanition, and diseases of the alimentary canal                   | 5          | 3      | 2     | 1      | 1            | 1             | 1           | 1        | 1        | 1        | 1        | 1        | 1        | 1        | 1        | 1        | 1        | 1           | 1       |      |
| 21                                 | Intrauterine lesions of vascular origin                                         | 101        | 45     | 43    | 3      | 10           | 1             | 1           | 1        | 1        | 2        | 2        | 3        | 7        | 18       | 26       | 22       | 17       |             |         |      |

|    |                                                                                           |     |     |     |    |    |    |    |   |   |   |   |   |    |    |    |    |    |   |   |  |
|----|-------------------------------------------------------------------------------------------|-----|-----|-----|----|----|----|----|---|---|---|---|---|----|----|----|----|----|---|---|--|
| 23 | Other diseases of the nervous system and sense organs                                     | 9   | 6   | 2   | 1  | 2  | 1  | 2  |   |   |   |   |   |    |    |    |    |    |   |   |  |
| 24 | Diseases of the heart                                                                     | 413 | 214 | 150 | 26 | 23 | 1  | 2  |   |   |   |   |   |    |    |    |    |    |   |   |  |
| 25 | Other diseases of the circulatory system                                                  | 29  | 12  | 10  | 4  | 3  | 1  | 1  |   |   |   |   |   |    |    |    |    |    |   |   |  |
| 26 | Bronchitis                                                                                | 87  | 34  | 23  | 11 | 13 | 23 | 1  | 2 |   |   |   |   |    |    |    |    |    |   |   |  |
| 27 | Pneumonia and influenza                                                                   | 87  | 34  | 23  | 11 | 13 | 23 | 1  | 2 |   |   |   |   |    |    |    |    |    |   |   |  |
| 28 | All other forms of the respiratory system                                                 | 24  | 8   | 7   | 1  | 1  | 10 | 10 | 1 | 1 | 1 | 1 | 1 | 1  | 1  | 1  | 1  | 1  | 1 | 1 |  |
| 29 | Diarrhea and enteritis                                                                    | 16  | 8   | 7   | 1  | 1  | 10 | 10 | 1 | 1 | 1 | 1 | 1 | 1  | 1  | 1  | 1  | 1  | 1 | 1 |  |
| 30 | Appendicitis                                                                              | 9   | 4   | 5   | 0  | 0  | 2  | 2  |   |   |   |   |   |    |    |    |    |    |   |   |  |
| 31 | Diseases of the liver and biliary passages                                                | 22  | 11  | 7   | 2  | 2  | 1  | 1  | 1 | 1 | 1 | 1 | 1 | 1  | 1  | 1  | 1  | 1  | 1 | 1 |  |
| 32 | Diseases of the digestive system                                                          | 22  | 11  | 7   | 2  | 2  | 1  | 1  | 1 | 1 | 1 | 1 | 1 | 1  | 1  | 1  | 1  | 1  | 1 | 1 |  |
| 33 | Nephritis                                                                                 | 159 | 52  | 62  | 6  | 10 | 1  | 1  | 1 | 1 | 2 | 5 | 6 | 15 | 24 | 31 | 44 | 22 |   |   |  |
| 34 | Other diseases of the urinary and genital systems                                         | 12  | 5   | 5   | 2  | 1  | 1  | 1  | 1 | 1 | 2 | 1 | 1 | 1  | 1  | 1  | 1  | 1  | 1 | 1 |  |
| 35 | Puerperal infection                                                                       | 4   | 4   |     |    |    |    |    |   |   |   |   |   |    |    |    |    |    |   |   |  |
| 36 | Other diseases of pregnancy, childbirth, and the puerperium                               | 5   | 4   |     |    |    |    |    |   |   |   |   |   |    |    |    |    |    |   |   |  |
| 37 | Diseases of the skin, cellular tissue, bones, and joints                                  | 2   | 1   |     |    |    |    |    |   |   |   |   |   |    |    |    |    |    |   |   |  |
| 38 | Concussional, traumatic, and disability from other causes                                 | 57  | 30  | 14  | 9  | 4  | 50 | 57 |   |   |   |   |   |    |    |    |    |    |   |   |  |
| 39 | Senility, old age                                                                         | 10  | 10  |     |    |    |    |    |   |   |   |   |   |    |    |    |    |    |   |   |  |
| 40 | Suicide                                                                                   | 1   | 1   |     |    |    |    |    |   |   |   |   |   |    |    |    |    |    |   |   |  |
| 41 | Accidents                                                                                 | 28  | 21  | 1   | 4  | 2  | 2  | 2  | 2 | 2 | 2 | 2 | 2 | 2  | 2  | 2  | 2  | 2  | 2 | 2 |  |
| 42 | Automobile accidents (all motor-driven road vehicles)                                     | 43  | 27  | 13  | 3  | 3  | 8  | 5  | 1 | 2 | 1 | 3 | 2 | 4  | 5  | 6  | 10 | 3  |   |   |  |
| 43 | Other violent or accidental deaths (suicide, homicide, and automobile accidents excepted) | 3   | 1   | 2   |    |    | 1  | 1  |   |   |   |   |   |    |    |    |    |    |   |   |  |
| 44 | Causes of death ill-defined, unknown, or unspecified                                      | 3   | 1   | 2   |    |    | 1  | 1  |   |   |   |   |   |    |    |    |    |    |   |   |  |

Population (1940 Census), 117,593.

Total Resident Deaths, 1,881.

Rate per 1,000 Population, 11.7.

TABULATION OF DEATHS IN CAPE MAY COUNTY FOR 1941, ACCORDING TO THE ABRIDGED INTERNATIONAL LIST OF CAUSES OF DEATH

| Abridged International List Number | CAUSE OF DEATH                                                                 | All Deaths |        | White |        | Colored |        | Age Periods  |               |        |          |          |          |          |          |          |          |          |          |          |             |         |
|------------------------------------|--------------------------------------------------------------------------------|------------|--------|-------|--------|---------|--------|--------------|---------------|--------|----------|----------|----------|----------|----------|----------|----------|----------|----------|----------|-------------|---------|
|                                    |                                                                                | Male       | Female | Male  | Female | Male    | Female | Under 1 Year | Under 5 Years | 5 to 9 | 10 to 14 | 15 to 19 | 20 to 29 | 30 to 39 | 40 to 44 | 45 to 49 | 50 to 59 | 60 to 69 | 70 to 79 | 80 to 89 | 90 and Over | Unknown |
|                                    |                                                                                |            |        |       |        |         |        |              |               |        |          |          |          |          |          |          |          |          |          |          |             |         |
| 1                                  | ALL CAUSES                                                                     | 404        | 226    | 196   | 20     | 25      | 18     | 14           | 2             | 4      | 1        | 0        | 14       | 12       | 14       | 73       | 127      | 133      | 64       | 10       |             |         |
| 2                                  | Typhoid and paratyphoid fevers                                                 | 1          | 1      | 1     |        |         |        |              |               |        |          |          |          |          |          |          |          |          |          |          |             |         |
| 3                                  | Erysipelas                                                                     | 1          | 1      | 1     |        |         |        |              |               |        |          |          |          |          |          |          |          |          |          |          |             |         |
| 4                                  | Scarlet fever                                                                  | 1          | 1      | 1     |        |         |        |              |               |        |          |          |          |          |          |          |          |          |          |          |             |         |
| 5                                  | Whooping cough                                                                 | 1          | 1      | 1     |        |         |        |              |               |        |          |          |          |          |          |          |          |          |          |          |             |         |
| 6                                  | Diphtheria                                                                     | 1          | 1      | 1     |        |         |        |              |               |        |          |          |          |          |          |          |          |          |          |          |             |         |
| 7                                  | Influenza of the respiratory system                                            | 14         | 8      | 5     | 1      | 1       | 2      | 1            | 2             | 1      | 2        | 1        | 2        | 2        | 1        | 2        | 3        | 1        |          |          |             |         |
| 8                                  | All other forms of tuberculosis                                                | 1          | 1      | 1     |        |         |        |              |               |        |          |          |          |          |          |          |          |          |          |          |             |         |
| 9                                  | Measles                                                                        | 2          | 1      | 1     | 1      | 1       | 1      | 1            | 1             | 1      | 1        | 1        | 1        | 1        | 1        | 1        | 1        | 1        | 1        | 1        | 1           | 1       |
| 10                                 | Scarlet fever                                                                  | 1          | 1      | 1     |        |         |        |              |               |        |          |          |          |          |          |          |          |          |          |          |             |         |
| 11                                 | Smallpox                                                                       | 1          | 1      | 1     |        |         |        |              |               |        |          |          |          |          |          |          |          |          |          |          |             |         |
| 12                                 | Measles                                                                        | 1          | 1      | 1     |        |         |        |              |               |        |          |          |          |          |          |          |          |          |          |          |             |         |
| 13                                 | Typhus fever                                                                   | 1          | 1      | 1     |        |         |        |              |               |        |          |          |          |          |          |          |          |          |          |          |             |         |
| 14                                 | Other infectious or parasitic diseases                                         | 3          | 2      | 1     | 1      | 1       | 1      | 1            | 1             | 1      | 1        | 1        | 1        | 1        | 1        | 1        | 1        | 1        | 1        | 1        | 1           | 1       |
| 15                                 | Noninfectious neoplasms of unspecified nature                                  | 62         | 29     | 33    | 1      | 1       | 1      | 1            | 1             | 1      | 1        | 1        | 1        | 1        | 1        | 1        | 1        | 1        | 1        | 1        | 1           | 1       |
| 16                                 | Noninfectious neoplasms of unspecified nature                                  | 1          | 1      | 1     |        |         |        |              |               |        |          |          |          |          |          |          |          |          |          |          |             |         |
| 17                                 | Chronic rheumatism and gout                                                    | 1          | 1      | 1     |        |         |        |              |               |        |          |          |          |          |          |          |          |          |          |          |             |         |
| 18                                 | Diabetes mellitus                                                              | 10         | 4      | 11    | 1      | 1       | 1      | 1            | 1             | 1      | 1        | 1        | 1        | 1        | 1        | 1        | 1        | 1        | 1        | 1        | 1           | 1       |
| 19                                 | Alcoholism                                                                     | 3          | 3      | 3     |        |         |        |              |               |        |          |          |          |          |          |          |          |          |          |          |             |         |
| 20                                 | Arteriosclerosis, other nonfatal diseases of the blood, and chronic poisonings | 8          | 3      | 3     |        |         |        |              |               |        |          |          |          |          |          |          |          |          |          |          |             |         |
| 21                                 | Meningitis (nonmeningococcal) and diseases of the spinal cord                  | 1          | 1      | 1     |        |         |        |              |               |        |          |          |          |          |          |          |          |          |          |          |             |         |
| 22                                 | Intra-cranial lesions of vascular origin                                       | 43         | 19     | 19    | 1      | 4       |        |              |               |        |          |          | 2        | 1        | 1        | 1        | 10       | 13       | 0        | 1        |             |         |

|    |                                                                                                         |     |    |    |    |   |   |   |   |   |   |   |   |   |   |   |    |    |    |    |   |   |
|----|---------------------------------------------------------------------------------------------------------|-----|----|----|----|---|---|---|---|---|---|---|---|---|---|---|----|----|----|----|---|---|
| 23 | Other diseases of the nervous system and sense organs of the head                                       | 3   | 1  | 1  |    |   |   |   |   |   |   |   |   |   |   |   |    |    |    |    |   |   |
| 24 | Diseases of the heart                                                                                   | 104 | 62 | 60 | 10 | 1 | 1 | 1 | 1 | 1 | 1 | 1 | 1 | 1 | 1 | 4 | 22 | 40 | 56 | 21 | 4 |   |
| 25 | Other diseases of the circulatory system                                                                | 9   | 7  | 6  |    |   |   |   |   |   |   |   |   |   |   |   |    |    |    |    |   |   |
| 26 | Bronchitis                                                                                              | 10  | 7  | 5  | 2  | 3 | 4 | 1 | 1 | 1 | 1 | 1 | 1 | 1 | 1 | 1 | 1  | 1  | 1  | 1  | 1 | 1 |
| 27 | Pneumonia and bronchopneumonia                                                                          | 3   | 2  | 1  | 1  | 1 | 1 | 1 | 1 | 1 | 1 | 1 | 1 | 1 | 1 | 1 | 1  | 1  | 1  | 1  | 1 | 1 |
| 28 | Other diseases of the respiratory system                                                                | 1   | 1  | 1  |    |   |   |   |   |   |   |   |   |   |   |   |    |    |    |    |   |   |
| 29 | Other diseases of the digestive system                                                                  | 1   | 1  | 1  |    |   |   |   |   |   |   |   |   |   |   |   |    |    |    |    |   |   |
| 30 | Appendicitis                                                                                            | 8   | 2  | 6  |    |   |   |   |   |   |   |   |   |   |   |   |    |    |    |    |   |   |
| 31 | Diseases of the liver and biliary passages                                                              | 3   | 3  | 3  |    |   |   |   |   |   |   |   |   |   |   |   |    |    |    |    |   |   |
| 32 | Other diseases of the digestive system                                                                  | 8   | 3  | 5  |    |   |   |   |   |   |   |   |   |   |   |   |    |    |    |    |   |   |
| 33 | Other diseases of the urinary and genital systems                                                       | 20  | 25 | 26 | 5  | 3 |   |   |   |   |   |   |   |   |   |   |    |    |    |    |   |   |
| 34 | Other diseases of the urinary and genital systems                                                       | 2   | 2  | 2  |    |   |   |   |   |   |   |   |   |   |   |   |    |    |    |    |   |   |
| 35 | Encephalitis                                                                                            | 1   | 1  | 1  |    |   |   |   |   |   |   |   |   |   |   |   |    |    |    |    |   |   |
| 36 | Other diseases of pregnancy, childbirth, and puerperium                                                 | 1   | 1  | 1  |    |   |   |   |   |   |   |   |   |   |   |   |    |    |    |    |   |   |
| 37 | Diseases of the skin, cellular tissue, bones, and organs of movement                                    | 1   | 1  | 1  |    |   |   |   |   |   |   |   |   |   |   |   |    |    |    |    |   |   |
| 38 | Congenital malformations and debility, premature birth, and diseases peculiar to the first year of life | 9   | 2  | 6  | 1  | 8 | 1 | 1 | 1 | 1 | 1 | 1 | 1 | 1 | 1 | 1 | 1  | 1  | 1  | 1  | 1 | 1 |
| 39 | Other diseases of the first year of life                                                                | 0   | 0  | 0  |    |   |   |   |   |   |   |   |   |   |   |   |    |    |    |    |   |   |
| 40 | Scalds, burns, and other injuries                                                                       | 0   | 0  | 0  |    |   |   |   |   |   |   |   |   |   |   |   |    |    |    |    |   |   |
| 41 | Stichings                                                                                               | 1   | 1  | 1  |    |   |   |   |   |   |   |   |   |   |   |   |    |    |    |    |   |   |
| 42 | Accidents (all motor-driven road vehicles)                                                              | 7   | 5  | 2  |    |   |   |   |   |   |   |   |   |   |   |   |    |    |    |    |   |   |
| 43 | Other violent or accidental deaths (suicide, homicide, and automobile accidents excepted)               | 17  | 7  | 10 |    |   |   |   |   |   |   |   |   |   |   |   |    |    |    |    |   |   |
| 44 | Causes of death ill-defined, unknown, or unspecified                                                    | 1   | 1  | 1  |    |   |   |   |   |   |   |   |   |   |   |   |    |    |    |    |   |   |

Population (1940 Census), 28,910.

Total Resident Deaths, 464.

Rate per 1,000 Population, 16.0.

TABULATION OF DEATHS IN CUMBERLAND COUNTY FOR 1941, ACCORDING TO THE ABRIDGED INTERNATIONAL LIST OF CAUSES OF DEATH

| Abridged International List Number | CAUSE OF DEATH                                                     | All Deaths | White |        | Colored |        | Age Periods  |               |        |          |          |          |          |          |          |          |          |          |          |             |         |
|------------------------------------|--------------------------------------------------------------------|------------|-------|--------|---------|--------|--------------|---------------|--------|----------|----------|----------|----------|----------|----------|----------|----------|----------|----------|-------------|---------|
|                                    |                                                                    |            | Male  | Female | Male    | Female | Under 1 year | Under 5 years | 5 to 9 | 10 to 14 | 15 to 19 | 20 to 29 | 30 to 39 | 40 to 44 | 45 to 49 | 50 to 59 | 60 to 69 | 70 to 79 | 80 to 89 | 90 and Over | Unknown |
| 1                                  | Typhoid and paratyphoid fevers                                     | 9061       | 421   | 4031   | 51      | 333    | 71           | 84            | 4      | 7        | 10       | 26       | 28       | 33       | 35       | 133      | 109      | 242      | 144      | 20          |         |
| 2                                  | Scarlet fever                                                      |            |       |        |         |        |              |               |        |          |          |          |          |          |          |          |          |          |          |             |         |
| 3                                  | Whooping cough                                                     |            |       |        |         |        |              |               |        |          |          |          |          |          |          |          |          |          |          |             |         |
| 4                                  | Diphtheria                                                         |            |       |        |         |        |              |               |        |          |          |          |          |          |          |          |          |          |          |             |         |
| 5                                  | Tuberculosis of the respiratory system                             | 20         | 8     | 0      | 3       | 3      | 1            | 1             |        |          |          |          |          |          |          |          |          |          |          |             |         |
| 6                                  | Other forms of tuberculosis                                        | 8          | 1     | 1      | 1       | 1      |              |               |        |          |          |          |          |          |          |          |          |          |          |             |         |
| 7                                  | Malaria                                                            | 1          |       |        |         |        |              |               |        |          |          |          |          |          |          |          |          |          |          |             |         |
| 8                                  | Syphilis                                                           | 1          | 0     | 2      | 1       | 1      |              |               |        |          |          |          |          |          |          |          |          |          |          |             |         |
| 9                                  | Smallpox                                                           | 1          | 1     | 1      | 1       | 1      |              |               |        |          |          |          |          |          |          |          |          |          |          |             |         |
| 10                                 | Scarlet fever                                                      | 1          | 1     | 1      | 1       | 1      |              |               |        |          |          |          |          |          |          |          |          |          |          |             |         |
| 11                                 | Typhus fever                                                       | 1          | 1     | 1      | 1       | 1      |              |               |        |          |          |          |          |          |          |          |          |          |          |             |         |
| 12                                 | Other infectious or parasitic diseases                             | 107        | 46    | 53     | 5       | 3      | 3            |               |        |          |          |          |          |          |          |          |          |          |          |             |         |
| 13                                 | Cancer and other malignant tumors                                  | 5          | 1     | 2      | 1       | 2      |              |               |        |          |          |          |          |          |          |          |          |          |          |             |         |
| 14                                 | Malignant tumors or tumors of unspecified nature                   | 6          | 3     | 1      | 1       | 1      | 2            |               |        |          |          |          |          |          |          |          |          |          |          |             |         |
| 15                                 | Chronic rheumatism and gout                                        | 28         | 1     | 15     | 1       | 5      |              |               |        |          |          |          |          |          |          |          |          |          |          |             |         |
| 16                                 | Diphtheria mellitus                                                | 6          | 4     | 1      | 1       | 1      |              |               |        |          |          |          |          |          |          |          |          |          |          |             |         |
| 17                                 | Chronic or acute alcoholism                                        | 8          | 3     | 5      |         |        |              |               |        |          |          |          |          |          |          |          |          |          |          |             |         |
| 18                                 | Other general diseases, diseases of the blood and lymphatic system | 3          | 3     | 5      |         |        |              |               |        |          |          |          |          |          |          |          |          |          |          |             |         |
| 19                                 | Meningitis (nonmeningococcal) and diseases of the spinal cord      | 3          | 3     | 47     | 2       |        |              |               |        |          |          |          |          |          |          |          |          |          |          |             |         |
| 20                                 | Intracranial lesions of vascular origin                            | 100        | 49    | 47     | 2       |        |              |               |        |          |          |          |          |          |          |          |          |          |          |             |         |

|    |                                                                                               |     |     |     |    |    |    |    |   |   |   |   |   |   |  |  |  |  |  |  |  |
|----|-----------------------------------------------------------------------------------------------|-----|-----|-----|----|----|----|----|---|---|---|---|---|---|--|--|--|--|--|--|--|
| 23 | Other diseases of the nervous system and sense organs                                         | 8   | 7   | 1   |    |    |    |    |   |   |   |   |   |   |  |  |  |  |  |  |  |
| 24 | Diseases of the heart                                                                         | 207 | 162 | 118 | 13 | 4  |    |    |   |   |   |   |   |   |  |  |  |  |  |  |  |
| 25 | Diseases of the circulatory system                                                            | 24  | 13  | 12  |    |    |    |    |   |   |   |   |   |   |  |  |  |  |  |  |  |
| 26 | Rheumatism and bronchomemnonin                                                                | 20  | 12  | 11  | 5  | 1  | 12 | 15 |   |   |   |   |   |   |  |  |  |  |  |  |  |
| 27 | Pneumonia and bronchomemnonin                                                                 | 33  | 3   | 3   |    |    |    |    |   |   |   |   |   |   |  |  |  |  |  |  |  |
| 28 | Other diseases of the respiratory system                                                      | 14  | 5   | 6   | 1  | 2  | 10 | 12 |   |   |   |   |   |   |  |  |  |  |  |  |  |
| 29 | Diarrhea and enteritis                                                                        | 16  | 8   | 16  |    |    |    |    |   |   |   |   |   |   |  |  |  |  |  |  |  |
| 30 | Diseases of the liver and biliary passages                                                    | 15  | 6   | 5   | 1  | 3  |    |    |   |   |   |   |   |   |  |  |  |  |  |  |  |
| 31 | Other diseases of the digestive system                                                        | 102 | 41  | 51  | 7  | 3  | 1  | 1  |   |   |   |   |   |   |  |  |  |  |  |  |  |
| 32 | Nephritis                                                                                     | 4   | 3   | 2   | 1  |    |    |    |   |   |   |   |   |   |  |  |  |  |  |  |  |
| 33 | Other diseases of the urinary and genital systems                                             | 2   |     |     |    |    |    |    |   |   |   |   |   |   |  |  |  |  |  |  |  |
| 34 | Systemic infection                                                                            | 6   |     |     |    |    |    |    |   |   |   |   |   |   |  |  |  |  |  |  |  |
| 35 | Other diseases of pregnancy, childbirth, and the puerperium                                   | 1   |     |     |    |    |    |    |   |   |   |   |   |   |  |  |  |  |  |  |  |
| 36 | Diseases of the skin, cellular tissue, bones, and connective tissue                           | 1   |     |     |    |    |    |    |   |   |   |   |   |   |  |  |  |  |  |  |  |
| 37 | Diseases of the eye                                                                           | 18  | 17  | 2   | 1  | 37 | 38 |    |   |   |   |   |   |   |  |  |  |  |  |  |  |
| 38 | Conjunctivitis and diseases peculiar to the first year of life                                | 8   | 3   | 2   | 1  | 1  |    |    |   |   |   |   |   |   |  |  |  |  |  |  |  |
| 39 | Year of life                                                                                  | 5   | 6   | 2   | 1  |    |    |    |   |   |   |   |   |   |  |  |  |  |  |  |  |
| 40 | Senility, old age                                                                             | 3   | 2   | 1   |    |    |    |    |   |   |   |   |   |   |  |  |  |  |  |  |  |
| 41 | Heart failure                                                                                 | 5   | 2   | 1   |    |    |    |    |   |   |   |   |   |   |  |  |  |  |  |  |  |
| 42 | Automobile accidents (all motor-driven road vehicles)                                         | 30  | 25  | 3   | 1  | 1  |    |    |   |   |   |   |   |   |  |  |  |  |  |  |  |
| 43 | Other violent or accidental deaths (suicide, other accidents, deaths from accidents excepted) | 46  | 26  | 11  | 5  | 3  | 2  | 6  | 1 | 3 | 1 | 2 | 2 | 3 |  |  |  |  |  |  |  |
| 44 | Causes of death ill-defined, unknown, or unspecified                                          |     |     |     |    |    |    |    |   |   |   |   |   |   |  |  |  |  |  |  |  |

Population (1940 Census), 73,184.

Total Resident Deaths, 966.

Rate per 1,000 Population, 13.2.



TABULATION OF DEATHS IN EAST ORANGE FOR 1941, ACCORDING TO THE ABRIDGED INTERNATIONAL LIST OF CAUSES OF DEATH

| Abridged International List Number | CAUSE OF DEATH                                                                                                                                                                                                                                                                                                                                                                                                                                                                                   | All Deaths |        | White |        | Colored      |               | Age Periods |          |          |          |          |          |          |          |          |          |          |             |         |  |
|------------------------------------|--------------------------------------------------------------------------------------------------------------------------------------------------------------------------------------------------------------------------------------------------------------------------------------------------------------------------------------------------------------------------------------------------------------------------------------------------------------------------------------------------|------------|--------|-------|--------|--------------|---------------|-------------|----------|----------|----------|----------|----------|----------|----------|----------|----------|----------|-------------|---------|--|
|                                    |                                                                                                                                                                                                                                                                                                                                                                                                                                                                                                  |            |        |       |        |              |               |             |          |          |          |          |          |          |          |          |          |          |             |         |  |
|                                    |                                                                                                                                                                                                                                                                                                                                                                                                                                                                                                  | Male       | Female | Male  | Female | Under 1 year | Under 5 years | 5 to 9      | 10 to 14 | 15 to 19 | 20 to 29 | 30 to 39 | 40 to 44 | 45 to 49 | 50 to 59 | 60 to 69 | 70 to 79 | 80 to 89 | 90 and Over | Unknown |  |
| 707                                | ALL CAUSES                                                                                                                                                                                                                                                                                                                                                                                                                                                                                       | 505        | 353    | 39    | 38     | 21           | 20            | 3           | 3        | 3        | 10       | 37       | 21       | 42       | 111      | 211      | 102      | 112      | 21          | 21      |  |
| 1                                  | Typhoid and paratyphoid fevers                                                                                                                                                                                                                                                                                                                                                                                                                                                                   |            |        |       |        |              |               |             |          |          |          |          |          |          |          |          |          |          |             |         |  |
| 2                                  | Dysentery                                                                                                                                                                                                                                                                                                                                                                                                                                                                                        |            |        |       |        |              |               |             |          |          |          |          |          |          |          |          |          |          |             |         |  |
| 3                                  | Scarlet fever                                                                                                                                                                                                                                                                                                                                                                                                                                                                                    |            |        |       |        |              |               |             |          |          |          |          |          |          |          |          |          |          |             |         |  |
| 4                                  | Whooping cough                                                                                                                                                                                                                                                                                                                                                                                                                                                                                   |            |        |       |        |              |               |             |          |          |          |          |          |          |          |          |          |          |             |         |  |
| 5                                  | Diphtheria                                                                                                                                                                                                                                                                                                                                                                                                                                                                                       |            |        |       |        |              |               |             |          |          |          |          |          |          |          |          |          |          |             |         |  |
| 6                                  | Tuberculosis of the respiratory system                                                                                                                                                                                                                                                                                                                                                                                                                                                           | 23         | 11     | 3     | 4      |              |               |             |          |          | 7        | 3        | 3        | 4        | 2        |          |          | 1        |             |         |  |
| 7                                  | All other forms of tuberculosis                                                                                                                                                                                                                                                                                                                                                                                                                                                                  | 2          | 1      |       | 1      |              |               |             |          |          | 1        | 1        | 1        |          |          |          |          |          |             |         |  |
| 8                                  | Measles                                                                                                                                                                                                                                                                                                                                                                                                                                                                                          |            |        |       |        |              |               |             |          |          |          |          |          |          |          |          |          |          |             |         |  |
| 9                                  | Scarlet fever                                                                                                                                                                                                                                                                                                                                                                                                                                                                                    |            |        |       |        |              |               |             |          |          |          |          |          |          |          |          |          |          |             |         |  |
| 10                                 | Infuenza                                                                                                                                                                                                                                                                                                                                                                                                                                                                                         |            |        |       |        |              |               |             |          |          |          |          |          |          |          |          |          |          |             |         |  |
| 11                                 | Smallpox                                                                                                                                                                                                                                                                                                                                                                                                                                                                                         |            |        |       |        |              |               |             |          |          |          |          |          |          |          |          |          |          |             |         |  |
| 12                                 | Scarlet fever                                                                                                                                                                                                                                                                                                                                                                                                                                                                                    |            |        |       |        |              |               |             |          |          |          |          |          |          |          |          |          |          |             |         |  |
| 13                                 | Other infectious or parasitic diseases                                                                                                                                                                                                                                                                                                                                                                                                                                                           |            |        |       |        |              |               |             |          |          |          |          |          |          |          |          |          |          |             |         |  |
| 14                                 | Other infectious or parasitic diseases (cancer and other malignant tumors)                                                                                                                                                                                                                                                                                                                                                                                                                       | 139        | 55     | 60    | 21     |              |               |             |          |          | 1        | 5        | 5        | 7        | 20       | 40       | 102      | 8        | 1           |         |  |
| 15                                 | Nonmalignant tumors or tumors of unspecified origin                                                                                                                                                                                                                                                                                                                                                                                                                                              | 4          |        |       |        |              |               |             |          |          |          |          |          |          |          |          |          |          |             |         |  |
| 16                                 | Chronic rheumatism and gout                                                                                                                                                                                                                                                                                                                                                                                                                                                                      | 10         | 3      | 13    | 3      |              |               |             |          |          |          |          |          |          |          |          |          |          |             |         |  |
| 17                                 | Diabetes mellitus                                                                                                                                                                                                                                                                                                                                                                                                                                                                                | 2          |        |       |        |              |               |             |          |          |          |          |          |          |          |          |          |          |             |         |  |
| 18                                 | Chronic nephritis                                                                                                                                                                                                                                                                                                                                                                                                                                                                                | 2          |        |       |        |              |               |             |          |          |          |          |          |          |          |          |          |          |             |         |  |
| 19                                 | Chronic or acute alcoholism                                                                                                                                                                                                                                                                                                                                                                                                                                                                      | 15         | 8      | 7     |        |              |               |             |          |          |          |          |          |          |          |          |          |          |             |         |  |
| 20                                 | Avitaminosis, other general diseases, diseases of the circulatory system, diseases of the respiratory system, diseases of the genital system, diseases of the nervous system, diseases of the eye, diseases of the ear, nose and throat, diseases of the skin, diseases of the mouth, diseases of the dental system, diseases of the ear, nose and throat, diseases of the eye, diseases of the ear, nose and throat, diseases of the skin, diseases of the mouth, diseases of the dental system | 3          | 2      | 1     |        |              |               |             |          |          |          |          |          |          |          |          |          |          |             |         |  |
| 21                                 | Mononucleosis (infectious)                                                                                                                                                                                                                                                                                                                                                                                                                                                                       | 73         | 25     | 40    | 4      |              |               |             |          |          |          |          |          |          |          |          |          |          |             |         |  |
| 22                                 | Intra-cranial lesions of vascular origin                                                                                                                                                                                                                                                                                                                                                                                                                                                         |            |        |       |        |              |               |             |          |          |          |          |          |          |          |          |          |          |             |         |  |

|    |                                                                                                        |    |    |    |    |    |    |  |  |  |  |  |  |  |  |  |  |  |  |  |  |
|----|--------------------------------------------------------------------------------------------------------|----|----|----|----|----|----|--|--|--|--|--|--|--|--|--|--|--|--|--|--|
| 23 | Other diseases of the nervous system and sense organs                                                  | 2  | 2  | 1  |    |    |    |  |  |  |  |  |  |  |  |  |  |  |  |  |  |
| 24 | Diseases of the heart                                                                                  | 13 | 19 | 18 | 10 |    |    |  |  |  |  |  |  |  |  |  |  |  |  |  |  |
| 25 | Other diseases of the circulatory system                                                               | 0  | 1  | 1  |    |    |    |  |  |  |  |  |  |  |  |  |  |  |  |  |  |
| 26 | Bronchitis                                                                                             | 20 | 6  | 2  | 8  |    |    |  |  |  |  |  |  |  |  |  |  |  |  |  |  |
| 27 | Pneumonia and bronchopneumonia                                                                         | 1  | 1  |    |    |    |    |  |  |  |  |  |  |  |  |  |  |  |  |  |  |
| 28 | Other diseases of the respiratory system                                                               | 1  | 1  |    |    |    |    |  |  |  |  |  |  |  |  |  |  |  |  |  |  |
| 29 | Apoplexias                                                                                             | 1  | 4  |    |    |    |    |  |  |  |  |  |  |  |  |  |  |  |  |  |  |
| 30 | Apoplexias (cerebral)                                                                                  | 1  | 4  |    |    |    |    |  |  |  |  |  |  |  |  |  |  |  |  |  |  |
| 31 | Diseases of the liver and biliary passages                                                             | 14 | 9  | 4  | 1  |    |    |  |  |  |  |  |  |  |  |  |  |  |  |  |  |
| 32 | Other diseases of the digestive system                                                                 | 15 | 9  |    |    |    |    |  |  |  |  |  |  |  |  |  |  |  |  |  |  |
| 33 | Other diseases of the digestive system                                                                 | 01 | 20 | 2  | 2  |    |    |  |  |  |  |  |  |  |  |  |  |  |  |  |  |
| 34 | Other diseases of the urinary and genital systems                                                      | 9  | 5  |    |    |    |    |  |  |  |  |  |  |  |  |  |  |  |  |  |  |
| 35 | Perinatal infection (pregnancy, childbirth, and the puerperium)                                        | 1  |    |    |    |    |    |  |  |  |  |  |  |  |  |  |  |  |  |  |  |
| 36 | Diseases of the skin, cellular tissue, bones, and organs of movement                                   | 2  |    |    |    |    |    |  |  |  |  |  |  |  |  |  |  |  |  |  |  |
| 37 | Diseases of the skin, cellular tissue, bones, and organs of movement                                   |    |    |    |    |    |    |  |  |  |  |  |  |  |  |  |  |  |  |  |  |
| 38 | Concussion, infarctions and debility, premature birth, and diseases peculiar to the first year of life | 10 | 11 | 7  | 1  | 10 | 10 |  |  |  |  |  |  |  |  |  |  |  |  |  |  |
| 39 | Senility, old age                                                                                      | 3  | 1  |    |    |    |    |  |  |  |  |  |  |  |  |  |  |  |  |  |  |
| 40 | Suicide                                                                                                | 13 | 8  | 5  |    |    |    |  |  |  |  |  |  |  |  |  |  |  |  |  |  |
| 41 | Homicide                                                                                               |    |    |    |    |    |    |  |  |  |  |  |  |  |  |  |  |  |  |  |  |
| 42 | Accidents (all motor-driven road vehicles)                                                             | 6  | 4  | 2  |    |    |    |  |  |  |  |  |  |  |  |  |  |  |  |  |  |
| 43 | Other violent or accidental deaths (suicide, homicide, and automobile accidents excepted)              |    |    |    |    |    |    |  |  |  |  |  |  |  |  |  |  |  |  |  |  |
| 44 | Causes of death ill-defined, unknown, or unspecified                                                   | 29 | 10 | 13 | 2  | 1  | 2  |  |  |  |  |  |  |  |  |  |  |  |  |  |  |

Rate per 1,000 Population, 1941.

Total Resident Deaths, 797.

Population (1940 Census), 68,945.

TABULATION OF DEATHS IN IRVINGTON FOR 1941, ACCORDING TO THE ABRIDGED INTERNATIONAL LIST OF CAUSES OF DEATH

| Abridged International List Number | Cause of Death                                                                          | White |     |        |   | Colored |        | Age Periods  |               |        |          |          |          |          |          |          |          |          |          |          |             |         |
|------------------------------------|-----------------------------------------------------------------------------------------|-------|-----|--------|---|---------|--------|--------------|---------------|--------|----------|----------|----------|----------|----------|----------|----------|----------|----------|----------|-------------|---------|
|                                    |                                                                                         | Male  |     | Female |   | Male    | Female | Under 1 Year | Under 5 Years | 5 to 9 | 10 to 14 | 15 to 19 | 20 to 29 | 30 to 39 | 40 to 44 | 45 to 49 | 50 to 59 | 60 to 69 | 70 to 79 | 80 to 89 | 90 and Over | Unknown |
|                                    |                                                                                         |       |     |        |   |         |        |              |               |        |          |          |          |          |          |          |          |          |          |          |             |         |
| 1                                  | ALL CAUSES                                                                              | 600   | 224 | 279    | 1 | 1       | 17     | 24           | 4             | 2      | 5        | 9        | 21       | 14       | 20       | 115      | 121      | 106      | 64       | 5        |             |         |
| 2                                  | Typhoid and paratyphoid fevers                                                          |       |     |        |   |         |        |              |               |        |          |          |          |          |          |          |          |          |          |          |             |         |
| 3                                  | Diphtheria                                                                              |       |     |        |   |         |        |              |               |        |          |          |          |          |          |          |          |          |          |          |             |         |
| 4                                  | Scarlet fever                                                                           |       |     |        |   |         |        |              |               |        |          |          |          |          |          |          |          |          |          |          |             |         |
| 5                                  | Whooping cough                                                                          |       |     |        |   |         |        |              |               |        |          |          |          |          |          |          |          |          |          |          |             |         |
| 6                                  | Diphtheria                                                                              |       |     |        |   |         |        |              |               |        |          |          |          |          |          |          |          |          |          |          |             |         |
| 7                                  | Tuberculosis of the respiratory system                                                  |       |     |        |   |         |        |              |               |        |          |          |          |          |          |          |          |          |          |          |             |         |
| 8                                  | All other forms of tuberculosis                                                         |       |     |        |   |         |        |              |               |        |          |          |          |          |          |          |          |          |          |          |             |         |
| 9                                  | Syphilis                                                                                |       |     |        |   |         |        |              |               |        |          |          |          |          |          |          |          |          |          |          |             |         |
| 10                                 | Influenza                                                                               |       |     |        |   |         |        |              |               |        |          |          |          |          |          |          |          |          |          |          |             |         |
| 11                                 | Smallpox                                                                                |       |     |        |   |         |        |              |               |        |          |          |          |          |          |          |          |          |          |          |             |         |
| 12                                 | Measles                                                                                 |       |     |        |   |         |        |              |               |        |          |          |          |          |          |          |          |          |          |          |             |         |
| 13                                 | Scarlet fever                                                                           |       |     |        |   |         |        |              |               |        |          |          |          |          |          |          |          |          |          |          |             |         |
| 14                                 | Other infectious or parasitic diseases                                                  |       |     |        |   |         |        |              |               |        |          |          |          |          |          |          |          |          |          |          |             |         |
| 15                                 | Cancer and other malignant tumors                                                       |       |     |        |   |         |        |              |               |        |          |          |          |          |          |          |          |          |          |          |             |         |
| 16                                 | Nonmalignant tumors or tumors of unspecified nature                                     |       |     |        |   |         |        |              |               |        |          |          |          |          |          |          |          |          |          |          |             |         |
| 17                                 | Chorea choreiformis and Saint Vitus' dance                                              |       |     |        |   |         |        |              |               |        |          |          |          |          |          |          |          |          |          |          |             |         |
| 18                                 | Diabetes mellitus                                                                       |       |     |        |   |         |        |              |               |        |          |          |          |          |          |          |          |          |          |          |             |         |
| 19                                 | Chronic or acute alcoholism                                                             |       |     |        |   |         |        |              |               |        |          |          |          |          |          |          |          |          |          |          |             |         |
| 20                                 | Arteriosclerosis, other general diseases, diseases of the heart, and chronic poisonings |       |     |        |   |         |        |              |               |        |          |          |          |          |          |          |          |          |          |          |             |         |
| 21                                 | Monteris (old, and congenital) and diseases of the animal cord                          |       |     |        |   |         |        |              |               |        |          |          |          |          |          |          |          |          |          |          |             |         |
| 22                                 | Intracranial lesions of vascular origin                                                 |       |     |        |   |         |        |              |               |        |          |          |          |          |          |          |          |          |          |          |             |         |
|                                    |                                                                                         | 321   | 12  | 290    |   |         |        |              |               |        |          |          |          |          |          |          |          |          |          |          |             |         |

|    |                                                                                                                                          |     |    |    |  |  |  |  |  |  |  |  |  |  |  |  |  |  |  |  |  |
|----|------------------------------------------------------------------------------------------------------------------------------------------|-----|----|----|--|--|--|--|--|--|--|--|--|--|--|--|--|--|--|--|--|
| 23 | Other diseases of the nervous system and sense organs of the head                                                                        | 9   |    |    |  |  |  |  |  |  |  |  |  |  |  |  |  |  |  |  |  |
| 24 | Diseases of the heart                                                                                                                    | 104 | 81 | 83 |  |  |  |  |  |  |  |  |  |  |  |  |  |  |  |  |  |
| 25 | Other diseases of the circulatory system                                                                                                 | 11  | 6  | 4  |  |  |  |  |  |  |  |  |  |  |  |  |  |  |  |  |  |
| 26 | Bronchitis                                                                                                                               | 12  | 1  | 1  |  |  |  |  |  |  |  |  |  |  |  |  |  |  |  |  |  |
| 27 | Pneumonia and bronchopneumonia                                                                                                           | 15  | 9  | 4  |  |  |  |  |  |  |  |  |  |  |  |  |  |  |  |  |  |
| 28 | Other diseases of the respiratory system                                                                                                 | 7   | 2  | 2  |  |  |  |  |  |  |  |  |  |  |  |  |  |  |  |  |  |
| 29 | Tracheitis and enteritis                                                                                                                 | 1   |    |    |  |  |  |  |  |  |  |  |  |  |  |  |  |  |  |  |  |
| 30 | Appendicitis                                                                                                                             | 7   | 2  | 5  |  |  |  |  |  |  |  |  |  |  |  |  |  |  |  |  |  |
| 31 | Diseases of the liver and biliary passages                                                                                               | 8   | 3  | 5  |  |  |  |  |  |  |  |  |  |  |  |  |  |  |  |  |  |
| 32 | Other diseases of the digestive system                                                                                                   | 8   | 5  | 3  |  |  |  |  |  |  |  |  |  |  |  |  |  |  |  |  |  |
| 33 | Nephritis                                                                                                                                | 32  | 11 | 21 |  |  |  |  |  |  |  |  |  |  |  |  |  |  |  |  |  |
| 34 | Other diseases of the urinary and genital systems                                                                                        | 2   |    | 2  |  |  |  |  |  |  |  |  |  |  |  |  |  |  |  |  |  |
| 35 | Puerperal infection                                                                                                                      | 2   |    | 2  |  |  |  |  |  |  |  |  |  |  |  |  |  |  |  |  |  |
| 36 | Other diseases of pregnancy, childbirth, and the puerperium                                                                              | 1   |    | 1  |  |  |  |  |  |  |  |  |  |  |  |  |  |  |  |  |  |
| 37 | Other infectious, cellular, toxic, bacterial and other diseases of the circulatory, respiratory, digestive, and other organs of movement |     |    |    |  |  |  |  |  |  |  |  |  |  |  |  |  |  |  |  |  |
| 38 | Congenital malformations and debility, premature birth, and diseases peculiar to the first year of life                                  | 10  | 10 | 6  |  |  |  |  |  |  |  |  |  |  |  |  |  |  |  |  |  |
| 39 | Senility, old age                                                                                                                        | 2   |    | 2  |  |  |  |  |  |  |  |  |  |  |  |  |  |  |  |  |  |
| 40 | Senility, old age                                                                                                                        | 13  | 4  | 9  |  |  |  |  |  |  |  |  |  |  |  |  |  |  |  |  |  |
| 41 | Suicide                                                                                                                                  | 1   | 1  | 1  |  |  |  |  |  |  |  |  |  |  |  |  |  |  |  |  |  |
| 42 | Automobile accidents (all motor-driven road vehicles)                                                                                    | 7   | 6  | 1  |  |  |  |  |  |  |  |  |  |  |  |  |  |  |  |  |  |
| 43 | Other violent or accidental deaths (suicide, homicide, and automobile accidents excepted)                                                | 14  | 5  | 9  |  |  |  |  |  |  |  |  |  |  |  |  |  |  |  |  |  |
| 44 | Causes of death ill-defined, unknown, or unspecified                                                                                     | 1   |    | 1  |  |  |  |  |  |  |  |  |  |  |  |  |  |  |  |  |  |

Population (1940 Census), 55,828.

Total Resident Deaths, 600.

Rate per 1,000 Population, 0.2.



TABULATION OF DEATHS IN NEWARK FOR 1941, ACCORDING TO THE ABRIDGED INTERNATIONAL LIST OF CAUSES OF DEATH

| Abridged International List Number | CAUSE OF DEATH                                                            | All Deaths |        | White |        | Colored |        | Age Perleths |               |        |          |          |          |          |          |          |          |          |          |          |             |         |      |
|------------------------------------|---------------------------------------------------------------------------|------------|--------|-------|--------|---------|--------|--------------|---------------|--------|----------|----------|----------|----------|----------|----------|----------|----------|----------|----------|-------------|---------|------|
|                                    |                                                                           | Male       | Female | Male  | Female | Male    | Female | Under 1 year | Under 5 years | 5 to 9 | 10 to 14 | 15 to 19 | 20 to 29 | 30 to 39 | 40 to 44 | 45 to 49 | 50 to 59 | 60 to 69 | 70 to 79 | 80 to 89 | 90 and Over | Unknown |      |
|                                    |                                                                           |            |        |       |        |         |        |              |               |        |          |          |          |          |          |          |          |          |          |          |             |         | 3011 |
| 1                                  | Typhoid and paratyphoid fevers                                            | 1          | 1      | 1     | 1      | 1       | 1      |              |               |        |          |          |          |          |          |          |          |          |          |          |             |         |      |
| 2                                  | Scarlet fever                                                             | 1          | 1      | 1     | 1      | 1       | 1      |              |               |        |          |          |          |          |          |          |          |          |          |          |             |         |      |
| 3                                  | Whooping cough                                                            | 1          | 1      | 1     | 1      | 1       | 1      |              |               |        |          |          |          |          |          |          |          |          |          |          |             |         |      |
| 4                                  | Diphtheria                                                                | 1          | 1      | 1     | 1      | 1       | 1      |              |               |        |          |          |          |          |          |          |          |          |          |          |             |         |      |
| 5                                  | Influenza                                                                 | 121        | 50     | 68    | 45     | 1       | 2      | 4            | 11            | 42     | 49       | 31       | 32       | 68       | 32       | 10       | 3        |          |          |          |             |         |      |
| 6                                  | Other forms of tuberculosis                                               | 28         | 4      | 32    | 1      | 2       | 2      | 2            | 2             | 6      | 2        | 3        | 3        | 1        | 1        | 1        |          |          |          |          |             |         |      |
| 7                                  | Alcoholism                                                                | 63         | 17     | 80    | 9      | 2       | 4      | 1            | 1             | 21     | 31       | 1        | 4        | 21       | 4        | 3        | 2        |          |          |          |             |         |      |
| 8                                  | Syphilis                                                                  | 21         | 10     | 31    | 2      | 4       | 1      | 1            | 1             | 1      | 1        | 1        | 4        | 3        | 3        | 2        |          |          |          |          |             |         |      |
| 9                                  | Influenza                                                                 | 1          | 1      | 2     | 1      | 1       | 1      | 1            | 1             | 1      | 1        | 1        | 1        | 1        | 1        | 1        |          |          |          |          |             |         |      |
| 10                                 | Scarlet fever                                                             | 1          | 1      | 2     | 1      | 1       | 1      | 1            | 1             | 1      | 1        | 1        | 1        | 1        | 1        | 1        |          |          |          |          |             |         |      |
| 11                                 | Whooping cough                                                            | 23         | 11     | 34    | 1      | 3       | 1      | 1            | 1             | 5      | 1        | 2        | 1        | 6        | 2        | 1        | 0        |          |          |          |             |         |      |
| 12                                 | Diphtheria                                                                | 699        | 350    | 297   | 13     | 36      | 2      | 1            | 1             | 1      | 1        | 2        | 1        | 34       | 47       | 184      | 201      | 146      | 37       | 31       |             |         |      |
| 13                                 | Other infectious or parasitic diseases                                    | 23         | 6      | 29    | 6      | 1       | 1      | 1            | 1             | 1      | 1        | 2        | 1        | 1        | 1        | 1        | 0        | 3        | 8        | 1        |             |         |      |
| 14                                 | Cancer and other malignant tumors                                         | 23         | 6      | 29    | 6      | 1       | 1      | 1            | 1             | 1      | 1        | 2        | 1        | 1        | 1        | 1        | 0        | 3        | 8        | 1        |             |         |      |
| 15                                 | Nonmalignant tumors or tumors of unspecified origin                       | 169        | 153    | 161   | 3      | 8       | 1      | 1            | 1             | 1      | 1        | 1        | 11       | 47       | 66       | 20       | 10       |          |          |          |             |         |      |
| 16                                 | Chronic rheumatism and gout                                               | 17         | 12     | 29    | 2      | 1       | 1      | 1            | 1             | 1      | 1        | 1        | 4        | 1        | 1        | 2        | 1        |          |          |          |             |         |      |
| 17                                 | Rheumatic fever                                                           | 1          | 1      | 2     | 1      | 1       | 1      | 1            | 1             | 1      | 1        | 1        | 1        | 1        | 1        | 1        |          |          |          |          |             |         |      |
| 18                                 | Chronic alcoholism                                                        | 80         | 42     | 122   | 8      | 2       | 2      | 8            | 0             | 2      | 7        | 11       | 4        | 2        | 17       | 13       | 9        | 1        |          |          |             |         |      |
| 19                                 | Acute alcoholism                                                          | 17         | 12     | 29    | 2      | 1       | 1      | 1            | 1             | 1      | 1        | 1        | 1        | 1        | 1        | 1        |          |          |          |          |             |         |      |
| 20                                 | Acute infectious diseases                                                 | 1          | 1      | 2     | 1      | 1       | 1      | 1            | 1             | 1      | 1        | 1        | 1        | 1        | 1        | 1        |          |          |          |          |             |         |      |
| 21                                 | Acute infectious diseases (meningococcal) and diseases of the spinal cord | 1          | 1      | 2     | 1      | 1       | 1      | 1            | 1             | 1      | 1        | 1        | 1        | 1        | 1        | 1        |          |          |          |          |             |         |      |
| 22                                 | Other diseases of the nervous system and sense organs                     | 17         | 8      | 25    | 4      | 1       | 3      | 4            | 1             | 1      | 1        | 5        | 3        | 2        | 1        | 3        | 2        | 1        | 1        | 1        | 1           | 1       |      |
| 23                                 | Intra-cranial lesions of vascular origin                                  | 327        | 159    | 486   | 17     | 12      | 11     | 11           | 1             | 1      | 1        | 5        | 3        | 9        | 17       | 58       | 86       | 80       | 13       | 6        |             |         |      |

|    |                                                                                       |      |     |      |    |    |     |     |    |   |    |    |    |    |     |     |     |     |     |    |   |  |
|----|---------------------------------------------------------------------------------------|------|-----|------|----|----|-----|-----|----|---|----|----|----|----|-----|-----|-----|-----|-----|----|---|--|
| 23 | Other diseases of the nervous system and sense organs                                 | 42   | 21  | 63   | 3  | 3  | 4   | 0   | 1  | 2 | 5  | 6  | 6  | 6  | 5   | 5   | 3   |     |     |    |   |  |
| 24 | Diseases of the heart                                                                 | 1653 | 837 | 2490 | 83 | 72 | 1   | 1   | 2  | 8 | 18 | 34 | 48 | 42 | 104 | 334 | 462 | 362 | 138 | 27 |   |  |
| 25 | Other diseases of the circulatory system                                              | 136  | 66  | 202  | 12 | 3  | 1   | 1   | 1  | 1 | 1  | 4  | 4  | 4  | 8   | 10  | 20  | 20  | 5   | 1  |   |  |
| 26 | Myocardial infarction                                                                 | 11   | 8   | 19   | 1  | 1  | 1   | 1   | 1  | 1 | 1  | 1  | 1  | 1  | 1   | 1   | 1   | 1   | 1   | 1  |   |  |
| 27 | Pneumonia and bronchitis                                                              | 173  | 81  | 254  | 23 | 13 | 14  | 20  | 2  | 1 | 15 | 13 | 10 | 20 | 38  | 22  | 13  | 2   |     |    |   |  |
| 28 | Other diseases of the respiratory system                                              | 35   | 15  | 50   | 4  | 3  | 3   | 10  | 2  | 1 | 2  | 3  | 4  | 7  | 4   | 7   | 3   | 3   |     |    |   |  |
| 29 | Pharyngitis and tonsillitis                                                           | 1    | 1   | 2    | 1  | 1  | 1   | 1   | 1  | 1 | 1  | 1  | 1  | 1  | 1   | 1   | 1   | 1   |     |    |   |  |
| 30 | Diphtheria and enteritis                                                              | 1    | 1   | 2    | 1  | 1  | 1   | 1   | 1  | 1 | 1  | 1  | 1  | 1  | 1   | 1   | 1   | 1   |     |    |   |  |
| 31 | Appendicitis                                                                          | 49   | 14  | 63   | 3  | 2  | 4   | 1   | 1  | 1 | 1  | 1  | 12 | 14 | 11  | 18  | 24  | 10  | 3   |    |   |  |
| 32 | Diseases of the liver and biliary passages                                            | 107  | 53  | 160  | 15 | 7  | 15  | 8   | 3  | 3 | 4  | 6  | 5  | 16 | 24  | 24  | 14  | 11  | 1   |    |   |  |
| 33 | Other diseases of the digestive system                                                | 270  | 118 | 388  | 21 | 19 | 19  | 15  | 3  | 3 | 17 | 11 | 16 | 41 | 75  | 71  | 27  | 5   |     |    |   |  |
| 34 | Nephritis                                                                             | 51   | 29  | 80   | 7  | 10 | 1   | 1   | 1  | 1 | 3  | 3  | 8  | 4  | 1   | 9   | 9   | 11  | 5   |    |   |  |
| 35 | Other diseases of the urinary and genital systems                                     | 4    | 1   | 5    | 1  | 1  | 1   | 1   | 1  | 1 | 1  | 1  | 1  | 1  | 1   | 1   | 1   | 1   |     |    |   |  |
| 36 | Puerperal infection, pregnancy, childbirth, and the puerperium                        | 14   | 11  | 25   | 3  | 3  | 1   | 2   | 1  | 1 | 1  | 1  | 1  | 1  | 1   | 1   | 1   | 1   |     |    |   |  |
| 37 | Diseases of the skin, cellular tissue, bones, and cartilages                          | 9    | 5   | 14   | 1  | 1  | 1   | 1   | 1  | 1 | 1  | 1  | 1  | 1  | 1   | 1   | 1   | 1   |     |    |   |  |
| 38 | Diseases of movement and stability, muscles, ligaments, and tendons                   | 100  | 80  | 180  | 22 | 23 | 180 | 190 | 2  | 2 | 4  | 8  | 0  | 7  | 5   | 18  | 15  | 10  | 1   |    |   |  |
| 39 | Causes of death and diseases peculiar to the first year of life                       | 22   | 8   | 30   | 1  | 1  | 1   | 1   | 1  | 1 | 1  | 1  | 1  | 1  | 1   | 1   | 1   | 1   | 1   |    |   |  |
| 40 | Scalds, old age                                                                       | 22   | 8   | 30   | 1  | 1  | 1   | 1   | 1  | 1 | 1  | 1  | 1  | 1  | 1   | 1   | 1   | 1   | 1   |    |   |  |
| 41 | Stomach                                                                               | 16   | 4   | 20   | 8  | 4  | 1   | 1   | 1  | 1 | 1  | 1  | 1  | 1  | 1   | 1   | 1   | 1   | 1   |    |   |  |
| 42 | Automobile accidents (all motor-driven road vehicles)                                 | 78   | 55  | 133  | 6  | 1  | 2   | 2   | 4  | 4 | 8  | 0  | 7  | 5  | 18  | 15  | 10  | 1   |     |    |   |  |
| 43 | Other violent or accidental deaths (suicide, homicide, deaths from fire, falls, etc.) | 202  | 100 | 302  | 73 | 20 | 3   | 6   | 15 | 6 | 3  | 7  | 15 | 14 | 0   | 10  | 33  | 38  | 30  | 23 | 2 |  |
| 44 | Causes of death ill-defined, unknown, or unspecified                                  | 2    | 1   | 3    | 1  | 1  | 1   | 1   | 1  | 1 | 1  | 1  | 1  | 1  | 1   | 1   | 1   | 1   | 1   |    |   |  |

Population (1940 Census), 428,700.

Total Resident Deaths, 5,011.

Rate per 1,000 Population, 11.7.

TABULATION OF DEATHS IN GLOUCESTER COUNTY FOR 1941, ACCORDING TO THE ABRIDGED INTERNATIONAL LIST OF CAUSES OF DEATH

| Abridged International List Number                           | All Deaths | White |        | Colored |        | Age Periods  |               |        |          |               |          |          |          |          |          |          |          |          |             |         |       |
|--------------------------------------------------------------|------------|-------|--------|---------|--------|--------------|---------------|--------|----------|---------------|----------|----------|----------|----------|----------|----------|----------|----------|-------------|---------|-------|
|                                                              |            | Male  |        | Female  |        | Male         |               | Female |          | Under 5 years |          |          |          |          |          |          |          |          |             |         |       |
|                                                              |            | Male  | Female | Male    | Female | Under 1 Year | Under 5 years | 5 to 9 | 10 to 14 | 15 to 19      | 20 to 29 | 30 to 39 | 40 to 44 | 45 to 49 | 50 to 59 | 60 to 69 | 70 to 79 | 80 to 89 | 90 and Over | Unknown |       |
| ALL CAUSES                                                   | 921        | 414   | 304    | 90      | 46     | 73           | 80            | 7      | 3        | 16            | 20       | 34       | 33       | 43       | 138      | 203      | 194      | 123      | 21          | .....   |       |
| 1 Typhoid and paratyphoid fevers                             | .....      | ..... | .....  | .....   | .....  | .....        | .....         | .....  | .....    | .....         | .....    | .....    | .....    | .....    | .....    | .....    | .....    | .....    | .....       | .....   | ..... |
| 2 Scarlet fever                                              | .....      | ..... | .....  | .....   | .....  | .....        | .....         | .....  | .....    | .....         | .....    | .....    | .....    | .....    | .....    | .....    | .....    | .....    | .....       | .....   | ..... |
| 3 Whooping cough                                             | .....      | ..... | .....  | .....   | .....  | .....        | .....         | .....  | .....    | .....         | .....    | .....    | .....    | .....    | .....    | .....    | .....    | .....    | .....       | .....   | ..... |
| 4 Diphtheria                                                 | .....      | ..... | .....  | .....   | .....  | .....        | .....         | .....  | .....    | .....         | .....    | .....    | .....    | .....    | .....    | .....    | .....    | .....    | .....       | .....   | ..... |
| 5 Pertussis of the respiratory system                        | .....      | ..... | .....  | .....   | .....  | .....        | .....         | .....  | .....    | .....         | .....    | .....    | .....    | .....    | .....    | .....    | .....    | .....    | .....       | .....   | ..... |
| 6 All other forms of tuberculosis                            | .....      | ..... | .....  | .....   | .....  | .....        | .....         | .....  | .....    | .....         | .....    | .....    | .....    | .....    | .....    | .....    | .....    | .....    | .....       | .....   | ..... |
| 7 Malaria                                                    | .....      | ..... | .....  | .....   | .....  | .....        | .....         | .....  | .....    | .....         | .....    | .....    | .....    | .....    | .....    | .....    | .....    | .....    | .....       | .....   | ..... |
| 8 Syphilis                                                   | .....      | ..... | .....  | .....   | .....  | .....        | .....         | .....  | .....    | .....         | .....    | .....    | .....    | .....    | .....    | .....    | .....    | .....    | .....       | .....   | ..... |
| 9 Influenza                                                  | .....      | ..... | .....  | .....   | .....  | .....        | .....         | .....  | .....    | .....         | .....    | .....    | .....    | .....    | .....    | .....    | .....    | .....    | .....       | .....   | ..... |
| 10 Measles                                                   | .....      | ..... | .....  | .....   | .....  | .....        | .....         | .....  | .....    | .....         | .....    | .....    | .....    | .....    | .....    | .....    | .....    | .....    | .....       | .....   | ..... |
| 11 Typhus fever                                              | .....      | ..... | .....  | .....   | .....  | .....        | .....         | .....  | .....    | .....         | .....    | .....    | .....    | .....    | .....    | .....    | .....    | .....    | .....       | .....   | ..... |
| 12 Other infections of parasitic diseases                    | .....      | ..... | .....  | .....   | .....  | .....        | .....         | .....  | .....    | .....         | .....    | .....    | .....    | .....    | .....    | .....    | .....    | .....    | .....       | .....   | ..... |
| 13 Cancer and other malignant tumors                         | 113        | 42    | 61     | 4       | 0      | 1            | .....         | .....  | .....    | .....         | .....    | .....    | .....    | .....    | .....    | .....    | .....    | .....    | .....       | .....   | ..... |
| 14 Malignant tumors of unspecified nature                    | .....      | ..... | .....  | .....   | .....  | .....        | .....         | .....  | .....    | .....         | .....    | .....    | .....    | .....    | .....    | .....    | .....    | .....    | .....       | .....   | ..... |
| 15 Chronic rheumatism and gout                               | .....      | ..... | .....  | .....   | .....  | .....        | .....         | .....  | .....    | .....         | .....    | .....    | .....    | .....    | .....    | .....    | .....    | .....    | .....       | .....   | ..... |
| 16 Diabetes mellitus                                         | .....      | ..... | .....  | .....   | .....  | .....        | .....         | .....  | .....    | .....         | .....    | .....    | .....    | .....    | .....    | .....    | .....    | .....    | .....       | .....   | ..... |
| 17 Chronic or acute alcoholism                               | .....      | ..... | .....  | .....   | .....  | .....        | .....         | .....  | .....    | .....         | .....    | .....    | .....    | .....    | .....    | .....    | .....    | .....    | .....       | .....   | ..... |
| 18 Diseases of the blood, and chronic poisonings             | .....      | ..... | .....  | .....   | .....  | .....        | .....         | .....  | .....    | .....         | .....    | .....    | .....    | .....    | .....    | .....    | .....    | .....    | .....       | .....   | ..... |
| 19 Menstrual (nonmenopausal) and diseases of the spinal cord | .....      | ..... | .....  | .....   | .....  | .....        | .....         | .....  | .....    | .....         | .....    | .....    | .....    | .....    | .....    | .....    | .....    | .....    | .....       | .....   | ..... |
| 20 Intra-cranial lesions of vascular origin                  | .....      | ..... | .....  | .....   | .....  | .....        | .....         | .....  | .....    | .....         | .....    | .....    | .....    | .....    | .....    | .....    | .....    | .....    | .....       | .....   | ..... |
| 22                                                           | 102        | 32    | 58     | 8       | 4      | .....        | .....         | .....  | .....    | .....         | .....    | .....    | .....    | .....    | .....    | .....    | .....    | .....    | .....       | .....   | ..... |

|                                                                                                               |       |       |       |       |       |       |       |       |       |       |       |       |       |       |       |       |       |       |       |       |       |
|---------------------------------------------------------------------------------------------------------------|-------|-------|-------|-------|-------|-------|-------|-------|-------|-------|-------|-------|-------|-------|-------|-------|-------|-------|-------|-------|-------|
| 23 Other diseases of the nervous system and sense organs                                                      | ..... | ..... | ..... | ..... | ..... | ..... | ..... | ..... | ..... | ..... | ..... | ..... | ..... | ..... | ..... | ..... | ..... | ..... | ..... | ..... | ..... |
| 24 Diseases of the heart                                                                                      | ..... | ..... | ..... | ..... | ..... | ..... | ..... | ..... | ..... | ..... | ..... | ..... | ..... | ..... | ..... | ..... | ..... | ..... | ..... | ..... | ..... |
| 25 Other diseases of the circulatory system                                                                   | ..... | ..... | ..... | ..... | ..... | ..... | ..... | ..... | ..... | ..... | ..... | ..... | ..... | ..... | ..... | ..... | ..... | ..... | ..... | ..... | ..... |
| 26 Pneumonia and bronchopneumonia                                                                             | ..... | ..... | ..... | ..... | ..... | ..... | ..... | ..... | ..... | ..... | ..... | ..... | ..... | ..... | ..... | ..... | ..... | ..... | ..... | ..... | ..... |
| 27 Other diseases of the respiratory system                                                                   | ..... | ..... | ..... | ..... | ..... | ..... | ..... | ..... | ..... | ..... | ..... | ..... | ..... | ..... | ..... | ..... | ..... | ..... | ..... | ..... | ..... |
| 28 Diarrhea and enteritis                                                                                     | ..... | ..... | ..... | ..... | ..... | ..... | ..... | ..... | ..... | ..... | ..... | ..... | ..... | ..... | ..... | ..... | ..... | ..... | ..... | ..... | ..... |
| 29 Appendicitis                                                                                               | ..... | ..... | ..... | ..... | ..... | ..... | ..... | ..... | ..... | ..... | ..... | ..... | ..... | ..... | ..... | ..... | ..... | ..... | ..... | ..... | ..... |
| 30 Diseases of the liver and biliary passages                                                                 | ..... | ..... | ..... | ..... | ..... | ..... | ..... | ..... | ..... | ..... | ..... | ..... | ..... | ..... | ..... | ..... | ..... | ..... | ..... | ..... | ..... |
| 32 Nephritis                                                                                                  | ..... | ..... | ..... | ..... | ..... | ..... | ..... | ..... | ..... | ..... | ..... | ..... | ..... | ..... | ..... | ..... | ..... | ..... | ..... | ..... | ..... |
| 33 Other diseases of the urinary and genital systems                                                          | ..... | ..... | ..... | ..... | ..... | ..... | ..... | ..... | ..... | ..... | ..... | ..... | ..... | ..... | ..... | ..... | ..... | ..... | ..... | ..... | ..... |
| 34 Other diseases of pregnancy, childbirth, and the puerperium                                                | ..... | ..... | ..... | ..... | ..... | ..... | ..... | ..... | ..... | ..... | ..... | ..... | ..... | ..... | ..... | ..... | ..... | ..... | ..... | ..... | ..... |
| 35 Other diseases of infancy, childhood, and adolescence                                                      | ..... | ..... | ..... | ..... | ..... | ..... | ..... | ..... | ..... | ..... | ..... | ..... | ..... | ..... | ..... | ..... | ..... | ..... | ..... | ..... | ..... |
| 37 Diseases of senescence                                                                                     | ..... | ..... | ..... | ..... | ..... | ..... | ..... | ..... | ..... | ..... | ..... | ..... | ..... | ..... | ..... | ..... | ..... | ..... | ..... | ..... | ..... |
| 38 Congenital malformations and deformities, premature birth, and diseases peculiar to the first year of life | ..... | ..... | ..... | ..... | ..... | ..... | ..... | ..... | ..... | ..... | ..... | ..... | ..... | ..... | ..... | ..... | ..... | ..... | ..... | ..... | ..... |
| 39 Senility, old age                                                                                          | ..... | ..... | ..... | ..... | ..... | ..... | ..... | ..... | ..... | ..... | ..... | ..... | ..... | ..... | ..... | ..... | ..... | ..... | ..... | ..... | ..... |
| 40 Suicide                                                                                                    | ..... | ..... | ..... | ..... | ..... | ..... | ..... | ..... | ..... | ..... | ..... | ..... | ..... | ..... | ..... | ..... | ..... | ..... | ..... | ..... | ..... |
| 41 Homicide                                                                                                   | ..... | ..... | ..... | ..... | ..... | ..... | ..... | ..... | ..... | ..... | ..... | ..... | ..... | ..... | ..... | ..... | ..... | ..... | ..... | ..... | ..... |
| 42 Automobile accidents (all motor-driven road vehicles)                                                      | ..... | ..... | ..... | ..... | ..... | ..... | ..... | ..... | ..... | ..... | ..... | ..... | ..... | ..... | ..... | ..... | ..... | ..... | ..... | ..... | ..... |
| 43 Other accidental deaths (excluding those resulting from automobile accidents excepted)                     | ..... | ..... | ..... | ..... | ..... | ..... | ..... | ..... | ..... | ..... | ..... | ..... | ..... | ..... | ..... | ..... | ..... | ..... | ..... | ..... | ..... |
| 44 Cause of death ill-defined, unknown, or unspecified                                                        | ..... | ..... | ..... | ..... | ..... | ..... | ..... | ..... | ..... | ..... | ..... | ..... | ..... | ..... | ..... | ..... | ..... | ..... | ..... | ..... | ..... |

Population (1940 Census), 72,210.

Total Resident Deaths, 924.

Rate per 1,000 Population, 12.8.

TABULATION OF DEATHS IN HUDSON COUNTY FOR 1941, ACCORDING TO THE ABRIDGED INTERNATIONAL LIST OF CAUSES OF DEATH

| Abridged International List Number | CAUSE OF DEATH                           | All Deaths |        | White |        | Colored |        | Age Periods  |               |        |          |          |          |          |          |          |          | 90 and Over | Unknown |          |          |          |
|------------------------------------|------------------------------------------|------------|--------|-------|--------|---------|--------|--------------|---------------|--------|----------|----------|----------|----------|----------|----------|----------|-------------|---------|----------|----------|----------|
|                                    |                                          | Male       | Female | Male  | Female | Male    | Female | Under 1 Year | Under 5 Years | 5 to 9 | 10 to 14 | 15 to 19 | 20 to 29 | 30 to 39 | 40 to 44 | 45 to 49 | 50 to 59 |             |         | 60 to 69 | 70 to 79 | 80 to 89 |
|                                    |                                          |            |        |       |        |         |        |              |               |        |          |          |          |          |          |          |          |             |         |          |          |          |
| 1                                  | ALL CAUSES                               | 7022       | 3702   | 3015  | 128    | 117     | 338    | 412          | 42            | 80     | 57       | 235      | 303      | 521      | 464      | 1350     | 1605     | 1383        | 571     | 00       |          |          |
| 1                                  | Typhoid and paratyphoid fevers           | 0          | 4      | 4     | 0      | 1       | 5      | 0            | 0             | 0      | 0        | 0        | 0        | 0        | 0        | 0        | 0        | 0           | 0       | 0        |          |          |
| 2                                  | Typhoid                                  | 0          | 4      | 4     | 0      | 1       | 5      | 0            | 0             | 0      | 0        | 0        | 0        | 0        | 0        | 0        | 0        | 0           | 0       | 0        |          |          |
| 3                                  | Scarlet fever                            | 0          | 1      | 1     | 0      | 0       | 0      | 0            | 0             | 0      | 0        | 0        | 0        | 0        | 0        | 0        | 0        | 0           | 0       | 0        |          |          |
| 4                                  | Whooping cough                           | 0          | 2      | 2     | 0      | 0       | 0      | 0            | 0             | 0      | 0        | 0        | 0        | 0        | 0        | 0        | 0        | 0           | 0       | 0        |          |          |
| 5                                  | Diphtheria                               | 0          | 1      | 1     | 0      | 0       | 0      | 0            | 0             | 0      | 0        | 0        | 0        | 0        | 0        | 0        | 0        | 0           | 0       | 0        |          |          |
| 6                                  | Other diseases of the respiratory system | 308        | 183    | 88    | 14     | 23      | 1      | 2            | 2             | 7      | 06       | 00       | 36       | 60       | 26       | 57       | 40       | 10          | 2       | 0        |          |          |
| 7                                  | Whooping cough                           | 10         | 3      | 6     | 0      | 2       | 1      | 4            | 1             | 2      | 2        | 4        | 2        | 4        | 2        | 2        | 2        | 1           | 0       | 0        |          |          |
| 8                                  | Other diseases of the respiratory system | 298        | 180    | 82    | 14     | 21      | 0      | 0            | 1             | 5      | 0        | 0        | 32       | 56       | 24       | 55       | 38       | 9           | 2       | 0        |          |          |
| 9                                  | Scarlet fever                            | 0          | 1      | 1     | 0      | 0       | 0      | 0            | 0             | 0      | 0        | 0        | 0        | 0        | 0        | 0        | 0        | 0           | 0       | 0        |          |          |
| 10                                 | Diphtheria                               | 0          | 1      | 1     | 0      | 0       | 0      | 0            | 0             | 0      | 0        | 0        | 0        | 0        | 0        | 0        | 0        | 0           | 0       | 0        |          |          |
| 11                                 | Other diseases of the respiratory system | 64         | 45     | 10    | 6      | 3       | 1      | 2            | 3             | 1      | 2        | 1        | 1        | 1        | 1        | 2        | 1        | 2           | 4       | 0        |          |          |
| 12                                 | Whooping cough                           | 18         | 11     | 7     | 0      | 3       | 2      | 3            | 1             | 1      | 1        | 1        | 1        | 1        | 1        | 1        | 1        | 2           | 4       | 0        |          |          |
| 13                                 | Diphtheria                               | 0          | 1      | 1     | 0      | 0       | 0      | 0            | 0             | 0      | 0        | 0        | 0        | 0        | 0        | 0        | 0        | 0           | 0       | 0        |          |          |
| 14                                 | Other diseases of the respiratory system | 308        | 183    | 88    | 14     | 23      | 1      | 2            | 2             | 7      | 06       | 00       | 36       | 60       | 26       | 57       | 40       | 10          | 2       | 0        |          |          |
| 15                                 | Cancer and other malignant tumors        | 1049       | 540    | 488   | 10     | 11      | 1      | 2            | 1             | 2      | 1        | 5        | 4        | 2        | 5        | 4        | 3        | 5           | 3       | 0        |          |          |
| 16                                 | Neoplasms                                | 1049       | 540    | 488   | 10     | 11      | 1      | 2            | 1             | 2      | 1        | 5        | 4        | 2        | 5        | 4        | 3        | 5           | 3       | 0        |          |          |
| 17                                 | Chronic pneumonia and emphysema          | 36         | 15     | 22    | 0      | 0       | 0      | 0            | 0             | 0      | 0        | 0        | 0        | 0        | 0        | 0        | 0        | 0           | 0       | 0        |          |          |
| 18                                 | Chronic pneumonia and emphysema          | 36         | 15     | 22    | 0      | 0       | 0      | 0            | 0             | 0      | 0        | 0        | 0        | 0        | 0        | 0        | 0        | 0           | 0       | 0        |          |          |
| 19                                 | Chronic or acute alcoholism              | 205        | 67     | 135   | 2      | 1       | 1      | 3            | 4             | 6      | 15       | 40       | 70       | 51       | 7        | 8        | 4        | 6           | 1       | 7        |          |          |
| 20                                 | Other diseases of the circulatory system | 15         | 12     | 3     | 0      | 0       | 0      | 0            | 0             | 0      | 0        | 0        | 0        | 0        | 0        | 0        | 0        | 0           | 0       | 0        |          |          |
| 21                                 | Other diseases of the circulatory system | 100        | 42     | 58    | 3      | 1       | 2      | 7            | 5             | 4      | 11       | 0        | 5        | 0        | 18       | 14       | 12       | 3           | 0       |          |          |          |
| 22                                 | Other diseases of the circulatory system | 25         | 15     | 8     | 1      | 1       | 3      | 8            | 1             | 1      | 3        | 3        | 3        | 3        | 2        | 4        | 1        | 1           | 0       | 5        |          |          |
| 23                                 | Intra-cranial lesions of vascular origin | 561        | 276    | 285   | 10     | 10      | 1      | 1            | 1             | 1      | 1        | 1        | 0        | 18       | 32       | 101      | 178      | 109         | 61      | 5        |          |          |

|    |                                                                                                         |      |      |      |     |    |     |     |   |   |    |    |    |    |     |     |     |     |     |    |
|----|---------------------------------------------------------------------------------------------------------|------|------|------|-----|----|-----|-----|---|---|----|----|----|----|-----|-----|-----|-----|-----|----|
| 23 | Other diseases of the nervous system and sense organs of the brain                                      | 46   | 23   | 17   | 1   | 1  | 2   | 1   | 1 | 2 | 6  | 2  | 1  | 8  | 4   | 1   | 5   | 7   | 8   | 4  |
| 24 | Other diseases of the nervous system and sense organs of the brain                                      | 2464 | 1370 | 1041 | 283 | 25 | 1   | 1   | 7 | 5 | 9  | 20 | 84 | 60 | 147 | 490 | 683 | 619 | 275 | 20 |
| 25 | Other diseases of the circulatory system                                                                | 112  | 54   | 66   | 1   | 1  | 1   | 1   | 1 | 1 | 1  | 1  | 1  | 1  | 1   | 1   | 1   | 1   | 1   | 1  |
| 26 | Other diseases of the circulatory system                                                                | 112  | 54   | 66   | 1   | 1  | 1   | 1   | 1 | 1 | 1  | 1  | 1  | 1  | 1   | 1   | 1   | 1   | 1   | 1  |
| 27 | Bronchitis and bronchopneumonia                                                                         | 331  | 189  | 134  | 11  | 0  | 3   | 8   | 3 | 4 | 3  | 10 | 25 | 21 | 31  | 42  | 53  | 41  | 26  | 3  |
| 28 | Pneumonia and bronchopneumonia                                                                          | 41   | 23   | 10   | 1   | 1  | 24  | 27  | 2 | 1 | 1  | 1  | 1  | 1  | 1   | 1   | 1   | 1   | 1   | 1  |
| 29 | Other diseases of the respiratory system                                                                | 42   | 27   | 15   | 0   | 0  | 1   | 1   | 1 | 1 | 1  | 1  | 1  | 1  | 1   | 1   | 1   | 1   | 1   | 1  |
| 30 | Appendicitis                                                                                            | 170  | 87   | 80   | 3   | 2  | 3   | 8   | 1 | 1 | 1  | 1  | 1  | 1  | 1   | 1   | 1   | 1   | 1   | 1  |
| 31 | Diseases of the liver and biliary passages                                                              | 384  | 154  | 174  | 8   | 12 | 5   | 3   | 8 | 1 | 1  | 10 | 13 | 10 | 23  | 77  | 75  | 84  | 38  | 7  |
| 32 | Other diseases of the digestive system                                                                  | 59   | 43   | 16   | 11  | 11 | 1   | 1   | 1 | 1 | 1  | 1  | 1  | 1  | 1   | 1   | 1   | 1   | 1   | 1  |
| 33 | Other diseases of the digestive system                                                                  | 59   | 43   | 16   | 11  | 11 | 1   | 1   | 1 | 1 | 1  | 1  | 1  | 1  | 1   | 1   | 1   | 1   | 1   | 1  |
| 34 | Other diseases of the urinary and genital systems                                                       | 10   | 10   | 0    | 0   | 0  | 0   | 0   | 0 | 0 | 0  | 0  | 0  | 0  | 0   | 0   | 0   | 0   | 0   | 0  |
| 35 | Puerperal infection                                                                                     | 12   | 3    | 9    | 0   | 0  | 0   | 0   | 0 | 0 | 0  | 0  | 0  | 0  | 0   | 0   | 0   | 0   | 0   | 0  |
| 36 | Other diseases of pregnancy, childbirth, and puerperium                                                 | 12   | 3    | 9    | 0   | 0  | 0   | 0   | 0 | 0 | 0  | 0  | 0  | 0  | 0   | 0   | 0   | 0   | 0   | 0  |
| 37 | Diseases of the skin, cellular tissue, bones, and organs of movement                                    | 232  | 132  | 85   | 0   | 6  | 227 | 231 | 1 | 1 | 1  | 1  | 1  | 1  | 1   | 1   | 1   | 1   | 1   | 1  |
| 38 | Congenital malformations and debility, premature birth, and diseases peculiar to the first year of life | 14   | 4    | 10   | 0   | 0  | 0   | 0   | 0 | 0 | 0  | 0  | 0  | 0  | 0   | 0   | 0   | 0   | 0   | 0  |
| 39 | Scalds and burns                                                                                        | 08   | 47   | 20   | 1   | 1  | 1   | 1   | 1 | 1 | 1  | 1  | 1  | 1  | 1   | 1   | 1   | 1   | 1   | 1  |
| 40 | Suicide                                                                                                 | 18   | 15   | 1    | 0   | 0  | 0   | 0   | 0 | 0 | 0  | 0  | 0  | 0  | 0   | 0   | 0   | 0   | 0   | 0  |
| 41 | Homicide                                                                                                | 08   | 70   | 20   | 1   | 1  | 1   | 1   | 1 | 1 | 1  | 1  | 1  | 1  | 1   | 1   | 1   | 1   | 1   | 1  |
| 42 | Automobile accidents (all motor-driven road vehicles)                                                   | 254  | 164  | 78   | 9   | 3  | 8   | 8   | 9 | 8 | 24 | 13 | 17 | 30 | 41  | 43  | 25  | 3   | 0   | 0  |
| 43 | Other violent or accidental deaths (suicide, homicide, and automobile accidents excepted)               | 08   | 70   | 20   | 1   | 1  | 1   | 1   | 1 | 1 | 1  | 1  | 1  | 1  | 1   | 1   | 1   | 1   | 1   | 1  |
| 44 | Causes of death ill-defined, unknown, or unspecified                                                    | 5    | 3    | 1    | 0   | 0  | 0   | 0   | 0 | 0 | 0  | 0  | 0  | 0  | 0   | 0   | 0   | 0   | 0   | 0  |

Rate per 1,000 Population, 10.8.

Total Resident Deaths, 7,022.

Population (1940 Census), 652,040.

TABULATION OF DEATHS IN BAYONNE FOR 1941, ACCORDING TO THE ABRIDGED INTERNATIONAL LIST OF CAUSES OF DEATH

| Abridged International List Number                                                     | All Deaths | White |     | Colored |    | Age Periods |    |        |   |              |    |               |    |        |          |          |          |          |          |          |          |          |          |          |             |         |  |
|----------------------------------------------------------------------------------------|------------|-------|-----|---------|----|-------------|----|--------|---|--------------|----|---------------|----|--------|----------|----------|----------|----------|----------|----------|----------|----------|----------|----------|-------------|---------|--|
|                                                                                        |            | Male  |     | Female  |    | Male        |    | Female |   | Under 1 Year |    | Under 5 Years |    | 5 to 9 | 10 to 14 | 15 to 19 | 20 to 29 | 30 to 39 | 40 to 44 | 45 to 49 | 50 to 59 | 60 to 69 | 70 to 79 | 80 to 89 | 90 and Over | Unknown |  |
|                                                                                        |            |       |     |         |    |             |    |        |   |              |    |               |    |        |          |          |          |          |          |          |          |          |          |          |             |         |  |
| ALL CAUSES                                                                             | 704        | 384   | 205 | 11      | 14 | 30          | 88 | 8      | 8 | 11           | 37 | 39            | 41 | 63     | 141      | 102      | 103      | 54       | 4        |          |          |          |          |          |             |         |  |
| 1 Typhoid and paratyphoid fevers                                                       |            |       |     |         |    |             |    |        |   |              |    |               |    |        |          |          |          |          |          |          |          |          |          |          |             |         |  |
| 2 Diphtheria                                                                           |            |       |     |         |    |             |    |        |   |              |    |               |    |        |          |          |          |          |          |          |          |          |          |          |             |         |  |
| 3 Scarlet fever                                                                        |            |       |     |         |    |             |    |        |   |              |    |               |    |        |          |          |          |          |          |          |          |          |          |          |             |         |  |
| 4 Measles                                                                              |            |       |     |         |    |             |    |        |   |              |    |               |    |        |          |          |          |          |          |          |          |          |          |          |             |         |  |
| 5 Whooping cough                                                                       |            |       |     |         |    |             |    |        |   |              |    |               |    |        |          |          |          |          |          |          |          |          |          |          |             |         |  |
| 6 Tuberculosis of the respiratory system                                               | 31         | 15    | 10  | 1       | 1  | 7           | 6  | 4      | 5 | 7            | 1  | 1             | 1  | 2      | 2        |          |          |          |          |          |          |          |          |          |             |         |  |
| 7 All other forms of tuberculosis                                                      | 3          | 1     | 1   |         |    | 1           | 1  | 1      | 1 | 1            | 2  | 1             | 1  | 1      | 2        |          |          |          |          |          |          |          |          |          |             |         |  |
| 8 Malaria                                                                              |            |       |     |         |    |             |    |        |   |              |    |               |    |        |          |          |          |          |          |          |          |          |          |          |             |         |  |
| 9 Cholera                                                                              | 6          | 5     | 1   |         |    | 1           | 1  | 1      | 1 | 1            | 2  | 1             | 1  | 1      | 2        |          |          |          |          |          |          |          |          |          |             |         |  |
| 10 Dysentery                                                                           | 4          | 3     | 1   |         |    | 1           | 1  | 1      | 1 | 1            | 2  | 1             | 1  | 1      | 2        |          |          |          |          |          |          |          |          |          |             |         |  |
| 11 Stomatitis                                                                          | 1          | 1     |     |         |    | 1           | 1  | 1      | 1 | 1            | 1  | 1             | 1  | 1      | 1        |          |          |          |          |          |          |          |          |          |             |         |  |
| 12 Menstrual                                                                           |            |       |     |         |    |             |    |        |   |              |    |               |    |        |          |          |          |          |          |          |          |          |          |          |             |         |  |
| 13 Typhus fever                                                                        |            |       |     |         |    |             |    |        |   |              |    |               |    |        |          |          |          |          |          |          |          |          |          |          |             |         |  |
| 14 Other infectious or parasitic diseases                                              | 3          | 2     | 1   |         |    | 1           | 1  | 1      | 1 | 1            | 1  | 1             | 1  | 1      | 1        |          |          |          |          |          |          |          |          |          |             |         |  |
| 15 Cancer                                                                              | 196        | 54    | 50  | 1       | 1  | 1           | 1  | 1      | 1 | 1            | 7  | 5             | 13 | 34     | 28       | 11       | 6        |          |          |          |          |          |          |          |             |         |  |
| 16 Nonmalignant tumors or tumors of unspecified nature                                 | 8          | 1     | 2   |         |    | 1           | 1  | 1      | 1 | 1            | 1  | 1             | 2  | 2      |          |          |          |          |          |          |          |          |          |          |             |         |  |
| 17 Rheumatic rheumatism and gout                                                       |            |       |     |         |    |             |    |        |   |              |    |               |    |        |          |          |          |          |          |          |          |          |          |          |             |         |  |
| 18 Syphilis                                                                            |            |       |     |         |    |             |    |        |   |              |    |               |    |        |          |          |          |          |          |          |          |          |          |          |             |         |  |
| 19 Chronic or nervous                                                                  | 23         | 11    | 14  |         |    | 1           | 1  | 1      | 1 | 1            | 1  | 1             | 1  | 1      | 0        | 12       | 6        |          |          |          |          |          |          |          |             |         |  |
| 20 Avitaminoses, other general diseases, diseases of the blood, and chronic poisonings | 13         | 4     | 9   |         |    | 3           | 1  | 3      | 1 | 3            | 1  | 3             | 2  | 2      | 1        | 1        | 1        |          |          |          |          |          |          |          |             |         |  |
| 21 Meningitis (nonbacterial) and diseases of the meninges                              | 6          | 4     | 2   |         |    | 1           | 1  | 1      | 1 | 1            | 1  | 1             | 2  | 1      | 1        | 1        | 1        |          |          |          |          |          |          |          |             |         |  |
| 22 Intracranial lesions of vascular origin                                             | 51         | 25    | 31  | 1       |    | 1           | 1  | 1      | 1 | 1            | 1  | 1             | 4  | 7      | 13       | 14       | 12       | 2        |          |          |          |          |          |          |             |         |  |

|                                                                                                                                              |     |     |     |   |    |    |   |   |   |   |   |   |   |   |   |   |   |   |   |   |   |   |   |   |   |   |   |
|----------------------------------------------------------------------------------------------------------------------------------------------|-----|-----|-----|---|----|----|---|---|---|---|---|---|---|---|---|---|---|---|---|---|---|---|---|---|---|---|---|
| 23 Other diseases of the nervous system and sense organs                                                                                     | 4   | 3   | 1   |   |    | 1  | 1 | 1 | 1 | 1 | 1 | 1 | 1 | 1 | 1 | 1 | 1 | 1 | 1 | 1 | 1 | 1 | 1 | 1 | 1 | 1 | 1 |
| 24 Diseases of the heart                                                                                                                     | 230 | 120 | 110 | 5 | 4  | 1  | 1 | 1 | 1 | 1 | 1 | 1 | 1 | 1 | 1 | 1 | 1 | 1 | 1 | 1 | 1 | 1 | 1 | 1 | 1 | 1 | 1 |
| 25 Other diseases of the circulatory system                                                                                                  | 2   | 1   | 1   |   |    | 1  | 1 | 1 | 1 | 1 | 1 | 1 | 1 | 1 | 1 | 1 | 1 | 1 | 1 | 1 | 1 | 1 | 1 | 1 | 1 | 1 | 1 |
| 26 Diseases of the respiratory system                                                                                                        | 44  | 31  | 13  | 6 | 7  | 1  | 1 | 2 | 1 | 4 | 4 | 4 | 1 | 4 | 0 | 7 | 3 |   |   |   |   |   |   |   |   |   |   |
| 27 Pneumonia and bronchopneumonia                                                                                                            | 5   | 3   | 2   |   |    | 2  | 2 | 1 | 1 | 1 | 1 | 1 | 1 | 1 | 1 | 1 | 1 |   |   |   |   |   |   |   |   |   |   |
| 28 Other diseases of the respiratory system                                                                                                  | 2   | 2   | 1   |   |    | 1  | 1 | 1 | 1 | 1 | 1 | 1 | 1 | 1 | 1 | 1 | 1 |   |   |   |   |   |   |   |   |   |   |
| 29 Diarrhea and enteritis                                                                                                                    | 12  | 10  | 1   |   |    | 1  | 1 | 1 | 1 | 1 | 1 | 1 | 1 | 1 | 1 | 1 | 1 |   |   |   |   |   |   |   |   |   |   |
| 30 Diseases of the liver and biliary passages                                                                                                | 32  | 17  | 12  | 5 | 5  | 1  | 3 | 3 | 3 | 3 | 3 | 3 | 3 | 3 | 3 | 3 | 3 |   |   |   |   |   |   |   |   |   |   |
| 31 Other diseases of the digestive system                                                                                                    | 35  | 16  | 19  |   |    | 1  | 3 | 3 | 3 | 3 | 3 | 3 | 3 | 3 | 3 | 3 | 3 |   |   |   |   |   |   |   |   |   |   |
| 32 Nephritis                                                                                                                                 | 4   | 4   |     |   |    | 1  | 1 | 1 | 1 | 1 | 1 | 1 | 1 | 1 | 1 | 1 | 1 |   |   |   |   |   |   |   |   |   |   |
| 33 Other diseases of the urinary and genital organs                                                                                          |     |     |     |   |    |    |   |   |   |   |   |   |   |   |   |   |   |   |   |   |   |   |   |   |   |   |   |
| 34 Puerperal infection                                                                                                                       | 3   |     | 3   |   |    | 1  | 1 | 1 | 1 | 1 | 1 | 1 | 1 | 1 | 1 | 1 | 1 |   |   |   |   |   |   |   |   |   |   |
| 35 Other diseases of pregnancy, childbirth, and the puerperium                                                                               |     |     |     |   |    |    |   |   |   |   |   |   |   |   |   |   |   |   |   |   |   |   |   |   |   |   |   |
| 36 Diseases of the ear, eye, nose, throat, and accessory organs of movement                                                                  |     |     |     |   |    |    |   |   |   |   |   |   |   |   |   |   |   |   |   |   |   |   |   |   |   |   |   |
| 37 Other diseases of pregnancy, childbirth, and the puerperium, cellular tissue, bones, and organs of movement                               |     |     |     |   |    |    |   |   |   |   |   |   |   |   |   |   |   |   |   |   |   |   |   |   |   |   |   |
| 38 Congenital malformations and debility, premature birth, and diseases peculiar to the first year of life                                   | 23  | 18  | 4   | 1 | 23 | 23 |   |   |   |   |   |   |   |   |   |   |   |   |   |   |   |   |   |   |   |   |   |
| 39 Senility, old age                                                                                                                         | 1   | 1   |     |   |    |    |   |   |   |   |   |   |   |   |   |   |   |   |   |   |   |   |   |   |   |   |   |
| 40 Suicide                                                                                                                                   | 1   | 1   |     |   |    |    |   |   |   |   |   |   |   |   |   |   |   |   |   |   |   |   |   |   |   |   |   |
| 41 Homicide                                                                                                                                  | 1   | 1   |     |   |    |    |   |   |   |   |   |   |   |   |   |   |   |   |   |   |   |   |   |   |   |   |   |
| 42 Automobile accidents (all motor-driven road vehicles) and other accidental deaths (air, rail, highway, and automobile accidents excepted) | 7   | 7   |     |   |    | 1  | 1 | 1 | 1 | 1 | 1 | 1 | 1 | 1 | 1 | 1 | 1 |   |   |   |   |   |   |   |   |   |   |
| 43 Causes of death ill-defined, unknown, or unspecified                                                                                      | 26  | 18  | 8   | 1 | 2  | 1  | 1 | 1 | 1 | 1 | 5 | 8 | 1 | 4 | 1 | 2 | 5 | 1 |   |   |   |   |   |   |   |   |   |

Population (1940 Census), 79,198.

Total Resident Deaths, 704.

Rate per 1,000 Population, 8.9.

TABLETION OF DEATHS IN HOBOKEN FOR 1941, ACCORDING TO THE ABRIDGED INTERNATIONAL LIST OF CAUSES OF DEATH

| Abridged International List Number | CAUSE OF DEATH                                                                 | All Deaths |        | White |        | Colored |        | Age Periods  |               |        |          |          |          |          |          |          |          | 90 and Over | Total |          |          |          |
|------------------------------------|--------------------------------------------------------------------------------|------------|--------|-------|--------|---------|--------|--------------|---------------|--------|----------|----------|----------|----------|----------|----------|----------|-------------|-------|----------|----------|----------|
|                                    |                                                                                | Male       | Female | Male  | Female | Male    | Female | Under 1 year | Under 5 years | 5 to 9 | 10 to 14 | 15 to 19 | 20 to 29 | 30 to 39 | 40 to 44 | 45 to 49 | 50 to 59 |             |       | 60 to 69 | 70 to 79 | 80 to 89 |
|                                    |                                                                                |            |        |       |        |         |        |              |               |        |          |          |          |          |          |          |          |             |       |          |          |          |
| 1                                  | ALL CAUSES                                                                     | 076        | 307    | 273   | 5      | 1       | 31     | 37           | 1             | 4      | 3        | 13       | 30       | 20       | 48       | 137      | 100      | 134         | 42    | 5        | 1        |          |
| 1                                  | Typhoid and paratyphoid fevers                                                 |            |        |       |        |         |        |              |               |        |          |          |          |          |          |          |          |             |       |          |          |          |
| 2                                  | Dysentery                                                                      |            |        |       |        |         |        |              |               |        |          |          |          |          |          |          |          |             |       |          |          |          |
| 3                                  | Typhoid fever                                                                  |            |        |       |        |         |        |              |               |        |          |          |          |          |          |          |          |             |       |          |          |          |
| 4                                  | Whooping cough                                                                 |            |        |       |        |         |        |              |               |        |          |          |          |          |          |          |          |             |       |          |          |          |
| 5                                  | Diphtheria                                                                     |            |        |       |        |         |        |              |               |        |          |          |          |          |          |          |          |             |       |          |          |          |
| 6                                  | Tuberculosis of the respiratory system                                         | 26         | 21     | 5     |        |         |        |              |               |        | 1        | 3        | 3        | 4        | 1        | 6        |          |             |       |          |          |          |
| 7                                  | All other forms of tuberculosis                                                |            |        |       |        |         |        |              |               |        |          |          |          |          |          |          |          |             |       |          |          |          |
| 8                                  | Scabies                                                                        |            |        |       |        |         |        |              |               |        |          |          |          |          |          |          |          |             |       |          |          |          |
| 9                                  | Scyphus                                                                        |            |        |       |        |         |        |              |               |        |          |          |          |          |          |          |          |             |       |          |          |          |
| 10                                 | Influenza                                                                      |            |        |       |        |         |        |              |               |        |          |          |          |          |          |          |          |             |       |          |          |          |
| 11                                 | Shingles                                                                       |            |        |       |        |         |        |              |               |        |          |          |          |          |          |          |          |             |       |          |          |          |
| 12                                 | Scarlet fever                                                                  |            |        |       |        |         |        |              |               |        |          |          |          |          |          |          |          |             |       |          |          |          |
| 13                                 | Typhus fever                                                                   |            |        |       |        |         |        |              |               |        |          |          |          |          |          |          |          |             |       |          |          |          |
| 14                                 | Other infections or parasitic diseases                                         |            |        |       |        |         |        |              |               |        |          |          |          |          |          |          |          |             |       |          |          |          |
| 15                                 | Cancer and other malignant tumors                                              | 4          | 2      | 5     |        |         |        |              |               |        |          |          | 1        | 1        | 2        | 3        | 7        | 4           |       |          |          |          |
| 16                                 | Malignant tumors of unspecified nature                                         | 80         | 40     | 84    |        |         |        |              |               |        |          |          |          |          |          |          |          |             |       |          |          |          |
| 17                                 | Chronic rheumatism and gout                                                    |            |        |       |        |         |        |              |               |        |          |          |          |          |          |          |          |             |       |          |          |          |
| 18                                 | Diabetes mellitus                                                              | 15         | 5      | 13    |        |         |        |              |               |        |          |          |          |          |          |          |          |             |       |          |          |          |
| 19                                 | Chronic or acute alcoholism                                                    |            |        |       |        |         |        |              |               |        |          |          |          |          |          |          |          |             |       |          |          |          |
| 20                                 | Other general diseases, diseases of the blood, and diseases of the spinal cord | 10         | 6      | 4     |        |         |        |              |               |        |          |          | 2        | 1        | 1        | 1        | 2        | 2           |       |          |          |          |
| 21                                 | Meningitis (meningeococcal) and diseases of the spinal cord                    | 2          | 1      | 1     |        |         |        |              |               |        |          |          |          |          |          |          |          |             |       |          |          |          |
| 22                                 | Intracranial lesions of vascular origin                                        | 42         | 20     | 22    |        |         |        |              |               |        |          |          |          |          |          |          |          |             |       |          |          |          |

|    |                                                                                                         |    |    |    |  |  |  |  |  |  |  |  |  |  |  |  |  |  |  |  |  |
|----|---------------------------------------------------------------------------------------------------------|----|----|----|--|--|--|--|--|--|--|--|--|--|--|--|--|--|--|--|--|
| 23 | Other diseases of the nervous system and sense organs                                                   |    |    |    |  |  |  |  |  |  |  |  |  |  |  |  |  |  |  |  |  |
| 24 | Diseases of the heart                                                                                   | 1  | 2  | 1  |  |  |  |  |  |  |  |  |  |  |  |  |  |  |  |  |  |
| 25 | Other diseases of the circulatory system                                                                | 10 | 4  | 0  |  |  |  |  |  |  |  |  |  |  |  |  |  |  |  |  |  |
| 26 | Bronchitis                                                                                              | 1  |    |    |  |  |  |  |  |  |  |  |  |  |  |  |  |  |  |  |  |
| 27 | Pneumonia and bronchopneumonia                                                                          | 28 | 13 | 14 |  |  |  |  |  |  |  |  |  |  |  |  |  |  |  |  |  |
| 28 | All other diseases of the respiratory system                                                            | 6  | 5  | 2  |  |  |  |  |  |  |  |  |  |  |  |  |  |  |  |  |  |
| 29 | Diphtheria                                                                                              | 5  | 2  | 3  |  |  |  |  |  |  |  |  |  |  |  |  |  |  |  |  |  |
| 30 | Appendicitis                                                                                            | 16 | 8  | 7  |  |  |  |  |  |  |  |  |  |  |  |  |  |  |  |  |  |
| 31 | Diseases of the liver and biliary passages                                                              | 17 | 12 | 5  |  |  |  |  |  |  |  |  |  |  |  |  |  |  |  |  |  |
| 32 | Other diseases of the digestive system                                                                  | 28 | 10 | 5  |  |  |  |  |  |  |  |  |  |  |  |  |  |  |  |  |  |
| 33 | Dysentery                                                                                               |    |    |    |  |  |  |  |  |  |  |  |  |  |  |  |  |  |  |  |  |
| 34 | Other diseases of the urinary and genital systems                                                       | 3  | 2  | 1  |  |  |  |  |  |  |  |  |  |  |  |  |  |  |  |  |  |
| 35 | Puerperal infection                                                                                     |    |    |    |  |  |  |  |  |  |  |  |  |  |  |  |  |  |  |  |  |
| 36 | Other diseases of pregnancy, childbirth, and puerperium                                                 | 1  |    |    |  |  |  |  |  |  |  |  |  |  |  |  |  |  |  |  |  |
| 37 | Diseases of the skin, cellular tissue, bones, and joints                                                | 1  |    |    |  |  |  |  |  |  |  |  |  |  |  |  |  |  |  |  |  |
| 38 | Organ of movement                                                                                       |    |    |    |  |  |  |  |  |  |  |  |  |  |  |  |  |  |  |  |  |
| 39 | Congenital malformations and debility, premature birth, and diseases peculiar to the first year of life | 21 | 12 | 8  |  |  |  |  |  |  |  |  |  |  |  |  |  |  |  |  |  |
| 40 | Senility, old age                                                                                       | 8  | 0  | 2  |  |  |  |  |  |  |  |  |  |  |  |  |  |  |  |  |  |
| 41 | Stroke                                                                                                  | 3  | 2  | 1  |  |  |  |  |  |  |  |  |  |  |  |  |  |  |  |  |  |
| 42 | Accidents (all motor-driven road vehicles)                                                              | 7  | 0  | 1  |  |  |  |  |  |  |  |  |  |  |  |  |  |  |  |  |  |
| 43 | Other violent or accidental deaths (suicide, homicide, and automobile accidents excepted)               |    |    |    |  |  |  |  |  |  |  |  |  |  |  |  |  |  |  |  |  |
| 44 | Causes of death ill-defined, unknown, or unspecified                                                    | 20 | 21 | 7  |  |  |  |  |  |  |  |  |  |  |  |  |  |  |  |  |  |

Population (1940 Census), 50,145.

Total Resident Deaths, 676.

Rate per 1,000 Population, 13.5.

TABULATION OF DEATHS IN JERSEY CITY FOR 1941, ACCORDING TO THE ABRIDGED INTERNATIONAL LIST OF CAUSES OF DEATH

| Abridged International List Number | CAUSE OF DEATH                                                                                                                                            | All Deaths |        | White |        | Colored |        | Age Periods  |               |        |          |          |          |          |          |          |          |          |          |          |             |         |  |
|------------------------------------|-----------------------------------------------------------------------------------------------------------------------------------------------------------|------------|--------|-------|--------|---------|--------|--------------|---------------|--------|----------|----------|----------|----------|----------|----------|----------|----------|----------|----------|-------------|---------|--|
|                                    |                                                                                                                                                           | Male       | Female | Male  | Female | Male    | Female | Under 1 year | Under 5 years | 5 to 9 | 10 to 14 | 15 to 19 | 20 to 29 | 30 to 39 | 40 to 44 | 45 to 49 | 50 to 59 | 60 to 69 | 70 to 79 | 80 to 89 | 90 and Over | Unknown |  |
|                                    |                                                                                                                                                           | 1781       | 1490   | 107   | 100    | 108     | 208    | 28           | 18            | 80     | 127      | 103      | 149      | 228      | 688      | 800      | 675      | 277      | 26       |          |             |         |  |
| 1                                  | ALL CAUSES .....                                                                                                                                          | 3418       | 1490   | 107   | 100    | 108     | 208    | 28           | 18            | 80     | 127      | 103      | 149      | 228      | 688      | 800      | 675      | 277      | 26       |          |             |         |  |
| 2                                  | Typhoid and paratyphoid fevers .....                                                                                                                      | 5          | 3      | 1     | 2      | 5       | 5      | 2            | 2             |        |          |          |          |          |          |          |          |          |          |          |             |         |  |
| 3                                  | Scarlet fever .....                                                                                                                                       | 1          | 1      | 1     | 1      | 1       | 1      |              |               |        |          |          |          |          |          |          |          |          |          |          |             |         |  |
| 4                                  | Whooping cough .....                                                                                                                                      | 1          | 1      | 1     | 1      | 1       | 1      |              |               |        |          |          |          |          |          |          |          |          |          |          |             |         |  |
| 5                                  | Diphtheria .....                                                                                                                                          | 171        | 102    | 39    | 12     | 18      | 1      | 2            | 6             | 40     | 35       | 19       | 8        | 30       | 21       | 6        | 1        |          |          |          |             |         |  |
| 6                                  | Tuberculosis of the respiratory system .....                                                                                                              | 7          | 2      | 1     | 1      | 1       | 3      | 1            | 3             |        |          |          |          |          |          |          |          |          |          |          |             |         |  |
| 7                                  | All other forms of tuberculosis .....                                                                                                                     | 32         | 18     | 6     | 5      | 5       | 1      | 2            | 8             | 12     | 7        | 1        | 3        |          |          |          |          |          |          |          |             |         |  |
| 8                                  | Staphylococci .....                                                                                                                                       | 37         | 3      | 4     | 5      | 1       | 2      |              |               |        |          |          |          |          |          |          |          |          |          |          |             |         |  |
| 9                                  | Influenza .....                                                                                                                                           | 11         | 4      | 4     | 4      | 4       | 4      |              |               |        |          |          |          |          |          |          |          |          |          |          |             |         |  |
| 10                                 | Scarlet fever .....                                                                                                                                       | 14         | 9      | 4     | 1      | 1       | 1      | 1            | 1             | 2      | 7        | 4        | 3        | 2        | 4        | 3        | 1        | 1        | 2        |          |             |         |  |
| 11                                 | Other infections of parasitic diseases .....                                                                                                              | 545        | 270    | 276   | 9      | 10      | 5      | 1            | 1             | 2      | 7        | 21       | 58       | 47       | 128      | 170      | 113      | 27       | 2        |          |             |         |  |
| 12                                 | Cancer and other malignant tumors .....                                                                                                                   | 12         | 1      | 1     | 1      | 1       | 1      |              |               |        |          |          |          |          |          |          |          |          |          |          |             |         |  |
| 13                                 | Nonmalignant tumors or tumors of unspecified character .....                                                                                              | 12         | 1      | 1     | 1      | 1       | 1      |              |               |        |          |          |          |          |          |          |          |          |          |          |             |         |  |
| 14                                 | Chronic rheumatism and gout .....                                                                                                                         | 91         | 31     | 65    | 1      | 1       | 1      | 1            | 2             | 3      | 6        | 1        | 3        | 6        | 11       | 30       | 23       | 4        |          |          |             |         |  |
| 15                                 | Diabetes mellitus .....                                                                                                                                   | 40         | 15     | 25    | 3      | 1       | 2      | 1            | 2             | 6      | 1        | 3        | 4        | 4        | 5        | 7        | 2        |          |          |          |             |         |  |
| 16                                 | Chronic or acute alcoholism .....                                                                                                                         | 12         | 7      | 5     | 1      | 1       | 1      |              |               |        |          |          |          |          |          |          |          |          |          |          |             |         |  |
| 17                                 | Arteriosclerosis, other general diseases, diseases of the circulatory system .....                                                                        | 12         | 7      | 5     | 1      | 1       | 1      |              |               |        |          |          |          |          |          |          |          |          |          |          |             |         |  |
| 18                                 | Chronic or acute alcoholism .....                                                                                                                         | 40         | 15     | 25    | 3      | 1       | 2      | 1            | 2             | 6      | 1        | 3        | 4        | 4        | 5        | 7        | 2        |          |          |          |             |         |  |
| 19                                 | Meningitis (meningococcal) and diseases of the spinal cord .....                                                                                          | 12         | 7      | 5     | 1      | 1       | 1      |              |               |        |          |          |          |          |          |          |          |          |          |          |             |         |  |
| 20                                 | Intracranial lesions of vascular origin .....                                                                                                             | 209        | 134    | 140   | 9      | 10      | 4      |              |               |        |          |          |          |          |          |          |          |          |          |          |             |         |  |
| 21                                 | Other diseases of the nervous system and sense organs .....                                                                                               | 10         | 0      | 8     | 1      | 1       | 2      | 2            | 1             | 1      | 1        | 3        | 1        | 2        | 4        | 1        | 2        | 1        | 2        |          |             |         |  |
| 22                                 | Diseases of the heart .....                                                                                                                               | 1338       | 627    | 469   | 20     | 1       | 1      | 1            | 7             | 1      | 6        | 12       | 40       | 36       | 70       | 281      | 294      | 270      | 124      | 11       |             |         |  |
| 23                                 | Other diseases of the heart .....                                                                                                                         | 61         | 30     | 30    | 1      | 1       | 1      | 1            | 1             | 1      | 1        | 1        | 1        | 1        | 1        | 1        | 1        | 1        | 1        | 1        |             |         |  |
| 24                                 | Bronchitis .....                                                                                                                                          | 123        | 74     | 68    | 10     | 6       | 3      | 4            | 2             | 1      | 1        | 2        | 10       | 13       | 2        | 4        | 8        | 23       | 21       | 3        |             |         |  |
| 25                                 | Pneumonia and bronchopneumonia .....                                                                                                                      | 251        | 131    | 119   | 9      | 1       | 15     | 15           | 1             | 2      | 1        | 1        | 1        | 1        | 1        | 1        | 1        | 1        | 1        | 1        |             |         |  |
| 26                                 | Pharyngitis .....                                                                                                                                         | 25         | 13     | 11    | 1      | 1       | 1      | 1            | 1             | 1      | 1        | 1        | 1        | 1        | 1        | 1        | 1        | 1        | 1        | 1        |             |         |  |
| 27                                 | Thyroiditis .....                                                                                                                                         | 12         | 7      | 5     | 1      | 1       | 1      | 1            | 1             | 1      | 1        | 1        | 1        | 1        | 1        | 1        | 1        | 1        | 1        | 1        |             |         |  |
| 28                                 | Appendicitis .....                                                                                                                                        | 82         | 35     | 47    | 1      | 1       | 2      | 4            | 2             | 2      | 4        | 3        | 6        | 13       | 27       | 20       | 7        | 3        | 5        |          |             |         |  |
| 29                                 | Diseases of the liver and biliary passages .....                                                                                                          | 14         | 8      | 6     | 1      | 1       | 1      | 1            | 1             | 1      | 1        | 1        | 1        | 1        | 1        | 1        | 1        | 1        | 1        | 1        |             |         |  |
| 30                                 | Diseases of the digestive system .....                                                                                                                    | 104        | 70     | 51    | 6      | 12      | 4      | 4            | 2             | 4      | 8        | 10       | 10       | 33       | 37       | 45       | 10       | 8        |          |          |             |         |  |
| 31                                 | Other diseases of the urinary and genital systems .....                                                                                                   | 38         | 28     | 10    | 6      | 1       | 1      | 1            | 2             | 2      | 2        | 2        | 2        | 2        | 1        | 8        | 10       | 9        | 4        | 1        |             |         |  |
| 32                                 | Pharyngeal infection, infectious sialadenitis, and other diseases of the mouth .....                                                                      | 6          | 6      | 6     | 1      | 1       | 1      | 1            | 1             | 1      | 1        | 1        | 1        | 1        | 1        | 1        | 1        | 1        | 1        | 1        |             |         |  |
| 33                                 | Diseases of the skin, cellular tissue, bones, and cartilages .....                                                                                        | 4          | 3      | 3     | 1      | 1       | 1      | 1            | 1             | 1      | 1        | 1        | 1        | 1        | 1        | 1        | 1        | 1        | 1        | 1        |             |         |  |
| 34                                 | Organism of movement .....                                                                                                                                | 9          | 3      | 6     | 1      | 1       | 1      | 1            | 1             | 1      | 1        | 1        | 1        | 1        | 1        | 1        | 1        | 1        | 1        | 1        |             |         |  |
| 35                                 | Constitutional diseases .....                                                                                                                             | 104        | 51     | 40    | 9      | 4       | 100    | 103          | 1             |        |          |          |          |          |          |          |          |          |          |          |             |         |  |
| 36                                 | Other diseases of the circulatory system .....                                                                                                            | 10         | 5      | 7     | 1      | 1       | 1      | 1            | 1             | 1      | 1        | 1        | 1        | 1        | 1        | 1        | 1        | 1        | 1        | 1        |             |         |  |
| 37                                 | Birth and diseases peculiar to the first year of life .....                                                                                               | 22         | 15     | 6     | 2      | 2       | 5      | 2            | 1             | 3      | 7        | 5        | 2        | 1        | 2        | 1        | 2        | 1        | 2        | 1        |             |         |  |
| 38                                 | Scalds, old age .....                                                                                                                                     | 4          | 3      | 1     | 1      | 1       | 1      | 1            | 1             | 1      | 1        | 1        | 1        | 1        | 1        | 1        | 1        | 1        | 1        | 1        |             |         |  |
| 39                                 | Accidents .....                                                                                                                                           | 54         | 33     | 17    | 1      | 1       | 3      | 6            | 3             | 2      | 7        | 5        | 6        | 11       | 7        | 4        | 1        |          |          |          |             |         |  |
| 40                                 | Violence .....                                                                                                                                            | 127        | 81     | 88    | 7      | 1       | 8      | 5            | 2             | 6      | 8        | 9        | 11       | 7        | 5        | 20       | 22       | 22       | 14       | 1        |             |         |  |
| 41                                 | Other violent or accidental deaths (suicide, deaths from alcohol, drug, and other poisons, and causes of death ill-defined, unknown or unspecified) ..... | 4          | 2      | 1     | 1      | 1       | 1      | 1            | 1             | 1      | 1        | 1        | 1        | 1        | 1        | 1        | 1        | 1        | 1        | 1        |             |         |  |
| 42                                 | Autonolitic scoliosis (all motor-driven road vehicles) .....                                                                                              |            |        |       |        |         |        |              |               |        |          |          |          |          |          |          |          |          |          |          |             |         |  |
| 43                                 | Other violent or accidental deaths (suicide, deaths from alcohol, drug, and other poisons, and causes of death ill-defined, unknown or unspecified) ..... |            |        |       |        |         |        |              |               |        |          |          |          |          |          |          |          |          |          |          |             |         |  |
| 44                                 | Unspecified .....                                                                                                                                         |            |        |       |        |         |        |              |               |        |          |          |          |          |          |          |          |          |          |          |             |         |  |

Population (1940 Census), 391,172.

Total Resident Deaths, 8,418.

Rate per 1,000 Population, 11.8.

TABULATION OF DEATHS IN UNION CITY FOR 1941, ACCORDING TO THE ABRIDGED INTERNATIONAL LIST OF CAUSES OF DEATH

| Abridged International List Number | CAUSE OF DEATH                                             | All Deaths |        | White |        | Colored |        | Age Periods  |               |        |          |          |          |          |          |          |          |          |          |          |             |         |   |
|------------------------------------|------------------------------------------------------------|------------|--------|-------|--------|---------|--------|--------------|---------------|--------|----------|----------|----------|----------|----------|----------|----------|----------|----------|----------|-------------|---------|---|
|                                    |                                                            | Male       | Female | Male  | Female | Male    | Female | Under 1 year | Under 5 years | 5 to 9 | 10 to 14 | 15 to 19 | 20 to 29 | 30 to 39 | 40 to 44 | 45 to 49 | 50 to 59 | 60 to 69 | 70 to 79 | 80 to 89 | 90 and Over | Unknown |   |
|                                    |                                                            |            |        |       |        |         |        |              |               |        |          |          |          |          |          |          |          |          |          |          |             |         |   |
| ALL CAUSES                         |                                                            |            |        |       |        |         |        |              |               |        |          |          |          |          |          |          |          |          |          |          |             |         |   |
| 1                                  | Typhoid and paratyphoid fevers                             | 636        | 263    | 1     |        | 1       |        | 26           | 31            | 2      | 2        | 6        | 17       | 31       | 25       | 37       | 65       | 175      | 151      | 57       |             | 7       |   |
| 2                                  | Scarlet fever                                              | 1          |        | 1     |        | 1       |        |              |               |        |          |          |          |          |          |          |          |          |          |          |             |         |   |
| 3                                  | Diphtheria                                                 | 1          |        | 1     |        | 1       |        |              |               |        |          |          |          |          |          |          |          |          |          |          |             |         |   |
| 4                                  | Whooping cough                                             | 1          |        | 1     |        | 1       |        |              |               |        |          |          |          |          |          |          |          |          |          |          |             |         |   |
| 5                                  | Influenza                                                  | 20         | 16     | 0     | 1      | 1       |        | 3            | 7             | 4      | 4        | 3        | 4        | 4        | 4        | 4        | 4        | 4        | 4        | 1        |             |         |   |
| 6                                  | All other diseases of the respiratory system               | 6          | 5      | 1     |        | 1       |        | 1            |               |        |          |          |          |          |          |          |          |          |          |          |             |         |   |
| 7                                  | Malaria                                                    | 1          |        |       |        |         |        |              |               |        |          |          |          |          |          |          |          |          |          |          |             |         |   |
| 8                                  | Syphilis                                                   | 1          |        | 1     |        | 1       |        |              |               |        |          |          |          |          |          |          |          |          |          |          |             |         |   |
| 9                                  | Influenza                                                  | 1          |        | 1     |        | 1       |        |              |               |        |          |          |          |          |          |          |          |          |          |          |             |         |   |
| 10                                 | All other diseases of the circulatory system               | 2          | 2      |       |        | 2       |        | 1            |               | 1      | 1        | 7        | 17       | 5        | 2        | 14       | 24       | 22       | 7        |          |             |         |   |
| 11                                 | Other infectious or parasitic diseases                     | 1          |        | 1     |        | 1       |        |              |               |        |          |          |          |          |          |          |          |          |          |          |             |         |   |
| 12                                 | Other malignant tumors of unspecified nature               | 7          | 1      | 0     |        | 1       |        | 1            |               | 1      | 1        | 1        | 2        | 1        | 2        | 1        | 2        | 1        | 2        |          |             |         |   |
| 13                                 | Chronic rheumatism and gout                                | 1          |        | 1     |        | 1       |        |              |               |        |          |          |          |          |          |          |          |          |          |          |             |         |   |
| 14                                 | Diabetes mellitus                                          | 27         | 5      | 22    |        | 22      |        | 1            |               | 1      | 1        | 1        | 1        | 1        | 1        | 1        | 1        | 1        | 1        | 1        | 1           | 1       | 1 |
| 15                                 | Chronic or acute alcoholism                                | 1          |        | 1     |        | 1       |        |              |               |        |          |          |          |          |          |          |          |          |          |          |             |         |   |
| 16                                 | Other diseases of the circulatory system                   | 12         | 5      | 7     |        | 7       |        | 1            |               | 1      | 1        | 1        | 1        | 1        | 1        | 1        | 1        | 1        | 1        | 1        | 1           | 1       | 1 |
| 17                                 | Measles (nonmeningococcal) and diseases of the spinal cord | 1          |        | 1     |        | 1       |        |              |               |        |          |          |          |          |          |          |          |          |          |          |             |         |   |
| 18                                 | Intracranial lesions of vascular origin                    | 62         | 25     | 25    |        | 25      |        | 1            |               | 1      | 1        | 1        | 1        | 1        | 1        | 1        | 1        | 1        | 1        | 1        | 1           | 1       | 1 |

|    |                                                                                                         |     |     |     |  |     |  |    |    |   |   |   |   |   |    |    |    |    |    |   |   |   |   |
|----|---------------------------------------------------------------------------------------------------------|-----|-----|-----|--|-----|--|----|----|---|---|---|---|---|----|----|----|----|----|---|---|---|---|
| 19 | Other diseases of the nervous system and sense organs                                                   | 4   | 3   | 1   |  | 1   |  | 1  |    |   |   |   |   |   |    |    |    |    |    |   |   |   |   |
| 20 | Disease of the heart                                                                                    | 221 | 121 | 102 |  | 102 |  | 8  |    | 1 | 1 | 3 | 5 | 7 | 10 | 28 | 72 | 69 | 27 |   |   |   |   |
| 21 | Other diseases of the circulatory system                                                                | 8   | 5   | 3   |  | 3   |  | 1  |    | 1 | 1 | 1 | 1 | 1 | 1  | 1  | 1  | 1  | 1  | 1 | 1 | 1 | 1 |
| 22 | Bronchitis and bronchopneumonia                                                                         | 20  | 17  | 12  |  | 12  |  | 5  | 3  | 1 | 1 | 1 | 1 | 1 | 1  | 1  | 1  | 1  | 1  | 1 | 1 | 1 | 1 |
| 23 | Other diseases of the respiratory system                                                                | 2   | 2   | 2   |  | 2   |  | 1  |    |   |   |   |   |   |    |    |    |    |    |   |   |   |   |
| 24 | Diarrhea and enteritis                                                                                  | 8   | 6   | 2   |  | 2   |  | 1  |    | 2 | 1 | 1 | 1 | 1 | 1  | 1  | 1  | 1  | 1  | 1 | 1 | 1 | 1 |
| 25 | Appendicitis                                                                                            | 13  | 6   | 7   |  | 7   |  | 1  |    | 2 | 1 | 1 | 1 | 1 | 1  | 1  | 1  | 1  | 1  | 1 | 1 | 1 | 1 |
| 26 | Other diseases of the liver and biliary passages                                                        | 10  | 13  | 6   |  | 6   |  | 1  |    | 1 | 1 | 1 | 1 | 1 | 1  | 1  | 1  | 1  | 1  | 1 | 1 | 1 | 1 |
| 27 | Other diseases of the digestive system                                                                  | 20  | 13  | 10  |  | 10  |  | 1  |    | 1 | 1 | 1 | 1 | 1 | 1  | 1  | 1  | 1  | 1  | 1 | 1 | 1 | 1 |
| 28 | Other diseases of the genitourinary system                                                              | 21  | 12  | 15  |  | 15  |  | 1  |    | 1 | 1 | 1 | 1 | 1 | 1  | 1  | 1  | 1  | 1  | 1 | 1 | 1 | 1 |
| 29 | Other diseases of the urinary and genital systems                                                       | 2   | 2   |     |  |     |  |    |    |   |   |   |   |   |    |    |    |    |    |   |   |   |   |
| 30 | Puerperal infection, childbed, and the puerperium                                                       | 1   |     | 1   |  | 1   |  |    |    |   |   |   |   |   |    |    |    |    |    |   |   |   |   |
| 31 | Diseases of the skin, cellular tissue, bones, and organs of movement                                    | 1   |     | 1   |  | 1   |  |    |    |   |   |   |   |   |    |    |    |    |    |   |   |   |   |
| 32 | Congenital malformations and debility, premature birth, and diseases peculiar to the first year of life | 25  | 16  | 9   |  | 9   |  | 25 | 25 |   |   |   |   |   |    |    |    |    |    |   |   |   |   |
| 33 | Senility, old age                                                                                       | 1   | 1   | 1   |  | 1   |  | 1  |    | 1 | 1 | 1 | 1 | 1 | 1  | 1  | 1  | 1  | 1  | 1 | 1 | 1 | 1 |
| 34 | Senility, old age                                                                                       | 13  | 10  | 5   |  | 5   |  | 1  |    | 1 | 1 | 1 | 1 | 1 | 1  | 1  | 1  | 1  | 1  | 1 | 1 | 1 | 1 |
| 35 | Hombler's syndrome (all motor-driven and vehicles) including all motor-driven and                       | 1   |     | 1   |  | 1   |  | 1  |    | 1 | 1 | 1 | 1 | 1 | 1  | 1  | 1  | 1  | 1  | 1 | 1 | 1 | 1 |
| 36 | Other violent or accidental deaths (suicide, homicide, and automobile accidents excepted)               | 5   | 3   | 2   |  | 2   |  | 1  |    | 1 | 1 | 1 | 1 | 1 | 1  | 1  | 1  | 1  | 1  | 1 | 1 | 1 | 1 |
| 37 | Causes of death ill-defined, unknown, or unspecified                                                    | 22  | 13  | 9   |  | 9   |  | 2  | 2  | 2 | 2 | 2 | 2 | 2 | 2  | 2  | 2  | 2  | 2  | 2 | 2 | 2 | 2 |

Population (1940 Census), 55,173. Total Resident Deaths, 938. Rate per 1,000 Population, 11.3.

TABULATION OF DEATHS IN HUNTERDON COUNTY FOR 1941, ACCORDING TO THE ABRIDGED INTERNATIONAL LIST OF CAUSES OF DEATH

| Abridged International List Number | CAUSE OF DEATH                                             | All Deaths |        | White |        | Colored |        | Age Periods  |               |        |          |          |          |          |          |          |          |          |          |          |             |         |
|------------------------------------|------------------------------------------------------------|------------|--------|-------|--------|---------|--------|--------------|---------------|--------|----------|----------|----------|----------|----------|----------|----------|----------|----------|----------|-------------|---------|
|                                    |                                                            | Male       | Female | Male  | Female | Male    | Female | Under 1 year | Under 5 years | 5 to 9 | 10 to 14 | 15 to 19 | 20 to 29 | 30 to 39 | 40 to 44 | 45 to 49 | 50 to 59 | 60 to 69 | 70 to 79 | 80 to 89 | 90 and Over | Unknown |
|                                    |                                                            |            |        |       |        |         |        |              |               |        |          |          |          |          |          |          |          |          |          |          |             |         |
| 1                                  | ALL CAUSES                                                 | 484        | 211    | 1     | 1      | 25      | 30     | 1            | 5             | 2      | 0        | 10       | 12       | 15       | 15       | 55       | 101      | 145      | 60       | 12       |             |         |
| 2                                  | Typhoid and paratyphoid fevers                             | 1          | 1      |       |        |         |        |              |               |        |          |          |          |          |          |          | 1        |          |          |          |             |         |
| 3                                  | Malaria                                                    |            |        |       |        |         |        |              |               |        |          |          |          |          |          |          |          |          |          |          |             |         |
| 4                                  | Whooping cough                                             |            |        |       |        |         |        |              |               |        |          |          |          |          |          |          |          |          |          |          |             |         |
| 5                                  | Diphtheria                                                 |            |        |       |        |         |        |              |               |        |          |          |          |          |          |          |          |          |          |          |             |         |
| 6                                  | Tuberculosis of the respiratory system                     | 8          | 4      |       |        |         |        |              |               |        |          |          |          |          |          |          | 2        | 1        |          |          |             |         |
| 7                                  | All other forms of tuberculosis                            | 8          | 4      |       |        |         |        |              |               |        |          |          |          |          |          |          |          |          |          |          |             |         |
| 8                                  | Malaria                                                    |            |        |       |        |         |        |              |               |        |          |          |          |          |          |          |          |          |          |          |             |         |
| 9                                  | Syphilis                                                   |            |        |       |        |         |        |              |               |        |          |          |          |          |          |          |          |          |          |          |             |         |
| 10                                 | Indiana                                                    |            |        |       |        |         |        |              |               |        |          |          |          |          |          |          |          |          |          |          |             |         |
| 11                                 | Snatpox                                                    |            |        |       |        |         |        |              |               |        |          |          |          |          |          |          |          |          |          |          |             |         |
| 12                                 | Scarlet fever                                              |            |        |       |        |         |        |              |               |        |          |          |          |          |          |          |          |          |          |          |             |         |
| 13                                 | Typhus fever                                               |            |        |       |        |         |        |              |               |        |          |          |          |          |          |          |          |          |          |          |             |         |
| 14                                 | Other infectious or parasitic diseases                     | 1          | 1      |       |        |         |        |              |               |        |          |          |          |          |          |          |          |          |          |          |             |         |
| 15                                 | Cancer and other malignant tumors                          | 78         | 38     | 10    | 2      |         |        |              |               |        |          |          |          |          |          |          |          |          |          |          |             |         |
| 16                                 | Nonmalignant tumors or tumors of unspecified               |            |        |       |        |         |        |              |               |        |          |          |          |          |          |          |          |          |          |          |             |         |
| 17                                 | Chronic rheumatism and gout                                |            |        |       |        |         |        |              |               |        |          |          |          |          |          |          |          |          |          |          |             |         |
| 18                                 | Diabetes mellitus                                          |            |        |       |        |         |        |              |               |        |          |          |          |          |          |          |          |          |          |          |             |         |
| 19                                 | Chronic or acute alcoholism                                | 15         | 9      |       |        |         |        |              |               |        |          |          |          |          |          |          |          |          |          |          |             |         |
| 20                                 | Arteriosclerosis, other general diseases, diseases         | 1          | 3      | 4     | 5      |         |        |              |               |        |          |          |          |          |          |          |          |          |          |          |             |         |
| 21                                 | Meningitis (meningococcal) and diseases of the spinal cord | 3          | 1      | 9     | 2      |         |        |              |               |        |          |          |          |          |          |          |          |          |          |          |             |         |
| 22                                 | Intracranial lesions of vascular origin                    | 58         | 24     | 53    | 1      |         |        |              |               |        |          |          |          |          |          |          |          |          |          |          |             |         |

|    |                                                                                                        |     |    |    |    |    |  |  |  |  |  |  |  |  |  |  |  |  |  |  |  |
|----|--------------------------------------------------------------------------------------------------------|-----|----|----|----|----|--|--|--|--|--|--|--|--|--|--|--|--|--|--|--|
| 23 | Other diseases of the nervous system and sense organs of the heart                                     | 9   | 1  |    |    |    |  |  |  |  |  |  |  |  |  |  |  |  |  |  |  |
| 24 | Other diseases of the circulatory system                                                               | 136 | 80 | 66 | 1  |    |  |  |  |  |  |  |  |  |  |  |  |  |  |  |  |
| 25 | Bronchitis                                                                                             | 11  | 5  | 6  | 1  |    |  |  |  |  |  |  |  |  |  |  |  |  |  |  |  |
| 26 | Pneumonia and bronchopneumonia                                                                         | 12  | 1  | 1  | 4  |    |  |  |  |  |  |  |  |  |  |  |  |  |  |  |  |
| 27 | Other diseases of the respiratory system                                                               | 4   | 3  | 4  | 3  |    |  |  |  |  |  |  |  |  |  |  |  |  |  |  |  |
| 28 | Other diseases of the digestive system                                                                 | 1   | 1  | 1  | 1  |    |  |  |  |  |  |  |  |  |  |  |  |  |  |  |  |
| 29 | Appendicitis                                                                                           | 2   | 1  | 1  | 1  |    |  |  |  |  |  |  |  |  |  |  |  |  |  |  |  |
| 30 | Diseases of the liver and biliary passages                                                             | 6   | 5  | 1  |    |    |  |  |  |  |  |  |  |  |  |  |  |  |  |  |  |
| 31 | Other diseases of the digestive system                                                                 | 31  | 10 | 17 | 1  |    |  |  |  |  |  |  |  |  |  |  |  |  |  |  |  |
| 32 | Other diseases of the urinary and genital systems                                                      | 1   | 4  | 3  | 1  |    |  |  |  |  |  |  |  |  |  |  |  |  |  |  |  |
| 33 | Puerperal infection                                                                                    | 1   | 1  | 1  | 1  |    |  |  |  |  |  |  |  |  |  |  |  |  |  |  |  |
| 34 | Other diseases of pregnancy, childbirth, and puerperium                                                | 1   | 1  | 1  | 1  |    |  |  |  |  |  |  |  |  |  |  |  |  |  |  |  |
| 35 | Diseases of the skin, cellular tissue, bones, and organs of movement                                   |     |    |    |    |    |  |  |  |  |  |  |  |  |  |  |  |  |  |  |  |
| 36 | Congenital malformations and deformities, perinatal and diseases peculiar to the neonatal year of life | 21  | 12 | 9  | 20 | 21 |  |  |  |  |  |  |  |  |  |  |  |  |  |  |  |
| 37 | Senility, old age                                                                                      | 6   | 6  | 2  |    |    |  |  |  |  |  |  |  |  |  |  |  |  |  |  |  |
| 38 | Suicide                                                                                                | 8   | 6  | 2  |    |    |  |  |  |  |  |  |  |  |  |  |  |  |  |  |  |
| 39 | Homicide                                                                                               | 11  | 7  | 3  | 1  |    |  |  |  |  |  |  |  |  |  |  |  |  |  |  |  |
| 40 | Other accidents (all motor-driven road vehicles)                                                       | 19  | 7  | 12 | 1  |    |  |  |  |  |  |  |  |  |  |  |  |  |  |  |  |
| 41 | Other violent or accidental deaths (suicide, homicide, and automobile accidents excepted)              |     |    |    |    |    |  |  |  |  |  |  |  |  |  |  |  |  |  |  |  |
| 42 | Cause of death ill-defined, unknown, or unspecified                                                    |     |    |    |    |    |  |  |  |  |  |  |  |  |  |  |  |  |  |  |  |
| 43 | Rate per 1,000 Population, 13.2                                                                        |     |    |    |    |    |  |  |  |  |  |  |  |  |  |  |  |  |  |  |  |
| 44 | Total Resident Deaths, 484                                                                             |     |    |    |    |    |  |  |  |  |  |  |  |  |  |  |  |  |  |  |  |

Population (1940 Census), 36,706.

Total Resident Deaths, 484.

Rate per 1,000 Population, 13.2.



TABULATION OF DEATHS IN MERCER COUNTY FOR 1941, ACCORDING TO THE ABRIDGED INTERNATIONAL LIST OF CAUSES OF DEATH

| Abridged International List Number                                                     | All Deaths |        |       | White |        | Colored |        | Age Periods  |               |             |          |          |          |          |          |          |          |          |          |             |     |         |
|----------------------------------------------------------------------------------------|------------|--------|-------|-------|--------|---------|--------|--------------|---------------|-------------|----------|----------|----------|----------|----------|----------|----------|----------|----------|-------------|-----|---------|
|                                                                                        | Male       | Female | Total | Male  | Female | Male    | Female | Under 1 year | Under 5 years | Age Periods |          |          |          |          |          |          |          |          |          |             |     |         |
|                                                                                        |            |        |       |       |        |         |        |              |               | 10 to 14    | 13 to 19 | 20 to 29 | 30 to 39 | 40 to 44 | 45 to 49 | 50 to 59 | 60 to 69 | 70 to 79 | 80 to 89 | 90 and Over |     |         |
| ALL CAUSES                                                                             |            |        |       |       |        |         |        |              |               |             |          |          |          |          |          |          |          |          |          |             |     |         |
| 1 Typhoid and paratyphoid fevers                                                       | 217        | 502    | 719   | 108   | 506    | 107     | 97     | 130          | 140           | 19          | 12       | 17       | 01       | 118      | 87       | 121      | 388      | 404      | 496      | 238         | 309 | Unknown |
| 2 Plague                                                                               | 2          | 1      | 3     | 1     | 1      | 1       | 1      | 1            | 1             | 1           | 1        | 1        | 1        | 1        | 1        | 1        | 1        | 1        | 1        | 1           | 1   | 1       |
| 3 Scarlet fever                                                                        | 2          | 1      | 3     | 1     | 1      | 1       | 1      | 1            | 1             | 1           | 1        | 1        | 1        | 1        | 1        | 1        | 1        | 1        | 1        | 1           | 1   | 1       |
| 4 Diphtheria                                                                           | 108        | 58     | 166   | 58    | 30     | 12      | 7      | 11           | 28            | 8           | 11       | 28       | 1        | 28       | 8        | 11       | 16       | 20       | 5        | 4           |     |         |
| 5 Tuberculosis of the respiratory system                                               | 9          | 3      | 12    | 3     | 3      | 2       | 1      | 2            | 1             | 2           | 1        | 1        | 1        | 2        | 1        | 1        | 2        | 1        | 1        | 1           | 1   | 1       |
| 6 All other forms of tuberculosis                                                      | 27         | 11     | 38    | 11    | 4      | 11      | 1      | 1            | 1             | 1           | 2        | 1        | 1        | 3        | 5        | 1        | 7        | 6        | 4        | 4           | 1   | 1       |
| 7 Scalds                                                                               | 1          | 1      | 2     | 1     | 1      | 1       | 1      | 1            | 1             | 1           | 1        | 1        | 1        | 1        | 1        | 1        | 1        | 1        | 1        | 1           | 1   | 1       |
| 8 Influenza                                                                            | 1          | 1      | 2     | 1     | 1      | 1       | 1      | 1            | 1             | 1           | 1        | 1        | 1        | 1        | 1        | 1        | 1        | 1        | 1        | 1           | 1   | 1       |
| 9 Smallpox                                                                             | 1          | 1      | 2     | 1     | 1      | 1       | 1      | 1            | 1             | 1           | 1        | 1        | 1        | 1        | 1        | 1        | 1        | 1        | 1        | 1           | 1   | 1       |
| 10 Measles                                                                             | 240        | 358    | 598   | 136   | 10     | 10      | 10     | 1            | 1             | 1           | 1        | 1        | 3        | 15       | 22       | 66       | 76       | 75       | 21       | 21          | 2   |         |
| 11 Other infectious or parasitic diseases                                              | 21         | 3      | 24    | 3     | 10     | 5       | 2      | 1            | 1             | 1           | 1        | 1        | 1        | 3        | 3        | 3        | 8        | 9        | 2        | 1           | 1   | 1       |
| 12 Cancer and other malignant tumors                                                   | 62         | 7      | 69    | 42    | 2      | 2       | 1      | 1            | 1             | 1           | 1        | 1        | 2        | 1        | 1        | 2        | 8        | 25       | 18       | 2           | 1   | 1       |
| 13 Nonmalignant tumors or tumors of unspecified nature                                 | 40         | 29     | 69    | 17    | 8      | 5       | 6      | 2            | 3             | 1           | 2        | 1        | 1        | 1        | 2        | 1        | 0        | 0        | 5        | 3           | 1   | 1       |
| 14 Chylocele, cystitis and gout                                                        | 10         | 4      | 14    | 4     | 5      | 1       | 1      | 2            | 1             | 1           | 2        | 1        | 1        | 1        | 2        | 1        | 1        | 2        | 1        | 1           | 1   | 1       |
| 15 Diabetes mellitus and gout                                                          | 2          | 2      | 4     | 2     | 1      | 1       | 1      | 1            | 1             | 1           | 1        | 1        | 1        | 1        | 1        | 1        | 1        | 1        | 1        | 1           | 1   | 1       |
| 16 Chronic or acute alcoholism                                                         | 40         | 29     | 69    | 17    | 8      | 5       | 6      | 2            | 3             | 1           | 2        | 1        | 1        | 1        | 2        | 1        | 0        | 0        | 5        | 3           | 1   | 1       |
| 17 Avitaminoses, other general diseases, diseases of the blood, and chronic poisonings | 10         | 4      | 14    | 4     | 5      | 1       | 1      | 2            | 1             | 1           | 2        | 1        | 1        | 1        | 2        | 1        | 1        | 2        | 1        | 1           | 1   | 1       |
| 18 The stillborn                                                                       | 174        | 67     | 241   | 88    | 8      | 10      | 1      | 2            | 1             | 1           | 1        | 1        | 1        | 3        | 0        | 12       | 20       | 46       | 3        | 48          | 20  | 8       |
| 19 Intrauterine lesions of vascular origin                                             |            |        |       |       |        |         |        |              |               |             |          |          |          |          |          |          |          |          |          |             |     |         |

|                                                                                                                                                    |     |     |     |     |    |    |    |    |   |   |   |   |    |    |    |     |    |     |     |    |    |   |
|----------------------------------------------------------------------------------------------------------------------------------------------------|-----|-----|-----|-----|----|----|----|----|---|---|---|---|----|----|----|-----|----|-----|-----|----|----|---|
| 23 Other diseases of the nervous system and sense organs                                                                                           | 17  | 9   | 26  | 5   | 1  | 2  | 1  | 1  | 1 | 1 | 1 | 1 | 1  | 2  | 4  | 1   | 1  | 108 | 21  | 9  | 1  | 1 |
| 24 Diseases of the heart                                                                                                                           | 107 | 390 | 497 | 284 | 23 | 20 | 1  | 2  | 1 | 8 | 2 | 0 | 22 | 21 | 25 | 123 | 1  | 1   | 108 | 21 | 9  | 1 |
| 25 Other diseases of the circulatory system                                                                                                        | 54  | 24  | 78  | 27  | 5  | 3  | 2  | 1  | 1 | 1 | 1 | 1 | 1  | 1  | 1  | 2   | 10 | 20  | 17  | 4  | 1  | 1 |
| 26 Influenza and bronchopneumonia                                                                                                                  | 74  | 5   | 79  | 32  | 6  | 0  | 14 | 15 | 1 | 1 | 1 | 2 | 1  | 1  | 1  | 3   | 2  | 1   | 1   | 1  | 1  | 1 |
| 27 Other diseases of the respiratory system                                                                                                        | 28  | 15  | 43  | 12  | 1  | 2  | 1  | 1  | 1 | 1 | 1 | 1 | 1  | 1  | 1  | 1   | 6  | 10  | 6   | 10 | 17 | 1 |
| 28 Diphtheria and enteritis                                                                                                                        | 19  | 10  | 29  | 4   | 3  | 2  | 13 | 13 | 1 | 2 | 2 | 1 | 2  | 1  | 1  | 1   | 2  | 1   | 1   | 4  | 2  | 1 |
| 29 Appendicitis                                                                                                                                    | 11  | 8   | 19  | 6   | 3  | 3  | 1  | 2  | 1 | 1 | 1 | 1 | 1  | 1  | 1  | 1   | 1  | 8   | 3   | 1  | 1  | 1 |
| 30 Tuberculosis of the intestines and bilary passages                                                                                              | 31  | 20  | 51  | 16  | 2  | 1  | 2  | 2  | 1 | 1 | 3 | 1 | 1  | 7  | 3  | 1   | 11 | 0   | 8   | 2  | 2  | 2 |
| 31 Other diseases of the digestive system                                                                                                          | 133 | 73  | 206 | 88  | 6  | 13 | 1  | 2  | 1 | 1 | 2 | 0 | 5  | 11 | 25 | 36  | 41 | 22  | 9   | 2  | 2  | 1 |
| 32 Nephritis                                                                                                                                       | 19  | 11  | 30  | 5   | 1  | 2  | 1  | 1  | 1 | 1 | 1 | 1 | 1  | 1  | 1  | 3   | 2  | 4   | 3   | 1  | 1  | 1 |
| 33 Other diseases of the urinary and genital systems                                                                                               | 4   | 4   | 8   | 4   | 1  | 2  | 1  | 1  | 1 | 1 | 1 | 1 | 1  | 1  | 1  | 1   | 3  | 2   | 4   | 3  | 1  | 1 |
| 34 Syphilis                                                                                                                                        | 4   | 4   | 8   | 4   | 1  | 2  | 1  | 1  | 1 | 1 | 1 | 1 | 1  | 1  | 1  | 1   | 3  | 2   | 4   | 3  | 1  | 1 |
| 35 Other diseases of pregnancy, childbirth, and the puerperium                                                                                     | 4   | 4   | 8   | 2   | 2  | 2  | 1  | 1  | 1 | 1 | 1 | 1 | 1  | 1  | 1  | 1   | 1  | 1   | 1   | 1  | 1  | 1 |
| 36 Diseases of the skin, cellular tissue, bones, and joints                                                                                        | 6   | 4   | 10  | 2   | 2  | 2  | 1  | 1  | 1 | 1 | 1 | 1 | 1  | 2  | 1  | 2   | 1  | 1   | 1   | 1  | 1  | 1 |
| 37 Congenital malformation and deformity                                                                                                           | 83  | 42  | 125 | 7   | 9  | 82 | 92 | 1  | 1 | 1 | 1 | 1 | 2  | 2  | 1  | 2   | 1  | 1   | 1   | 1  | 1  | 1 |
| 38 Complications of pregnancy and delivery, premature birth, and diseases peculiar to the first year of life                                       | 20  | 13  | 33  | 6   | 1  | 2  | 3  | 1  | 1 | 1 | 1 | 1 | 2  | 3  | 2  | 6   | 5  | 2   | 3   | 3  | 3  | 3 |
| 39 Scalds, oil age                                                                                                                                 | 6   | 4   | 10  | 4   | 1  | 2  | 3  | 1  | 1 | 1 | 1 | 1 | 1  | 1  | 1  | 1   | 1  | 1   | 1   | 1  | 1  | 1 |
| 40 Sunstroke                                                                                                                                       | 6   | 4   | 10  | 4   | 1  | 2  | 3  | 1  | 1 | 1 | 1 | 1 | 1  | 1  | 1  | 1   | 1  | 1   | 1   | 1  | 1  | 1 |
| 41 Hemiplegia                                                                                                                                      | 6   | 4   | 10  | 4   | 1  | 2  | 3  | 1  | 1 | 1 | 1 | 1 | 1  | 1  | 1  | 1   | 1  | 1   | 1   | 1  | 1  | 1 |
| 42 Automobile accidents (all motor-driven road vehicles)                                                                                           | 46  | 31  | 77  | 10  | 5  | 5  | 8  | 4  | 5 | 4 | 5 | 4 | 4  | 4  | 4  | 8   | 6  | 6   | 6   | 2  | 2  | 2 |
| 43 Other violent or accidental deaths (suicide, deaths from automobile accidents, deaths from causes of death ill-defined, unknown, or unspecified | 71  | 41  | 112 | 24  | 4  | 2  | 8  | 3  | 4 | 1 | 3 | 7 | 7  | 7  | 1  | 7   | 7  | 6   | 12  | 9  | 4  | 4 |

Population (1940 Census), 197,318.

Total Resident Deaths, 2,176.

Rate per 1,000 Population, 11.0.

TABULATION OF DEATHS IN TRENTON FOR 1941, ACCORDING TO THE ABRIDGED INTERNATIONAL LIST OF CAUSES OF DEATH

| Abridged International List Number | CAUSE OF DEATH                                                                      | All Deaths |     | White |    | Colored |    | Age Periods |   |        |    |    |    |    |     |     |     |     |    |         |  |  |
|------------------------------------|-------------------------------------------------------------------------------------|------------|-----|-------|----|---------|----|-------------|---|--------|----|----|----|----|-----|-----|-----|-----|----|---------|--|--|
|                                    |                                                                                     |            |     | Male  |    | Female  |    | Male        |   | Female |    |    |    |    |     |     |     |     |    |         |  |  |
|                                    |                                                                                     | 1329       | 608 | 569   | 60 | 85      | 90 | 11          | 7 | 12     | 42 | 82 | 62 | 84 | 238 | 207 | 310 | 134 | 21 |         |  |  |
| 1                                  | ALL CAUSES                                                                          | 1329       | 608 | 569   | 60 | 85      | 90 | 11          | 7 | 12     | 42 | 82 | 62 | 84 | 238 | 207 | 310 | 134 | 21 |         |  |  |
| 2                                  | Typhoid and paratyphoid fevers                                                      | 1          | 1   | 1     |    |         |    |             |   |        |    |    |    |    |     |     |     |     |    | Unknown |  |  |
| 3                                  | Plague                                                                              |            |     |       |    |         |    |             |   |        |    |    |    |    |     |     |     |     |    |         |  |  |
| 4                                  | Scarlet fever                                                                       | 1          | 1   | 1     |    |         |    |             |   |        |    |    |    |    |     |     |     |     |    |         |  |  |
| 5                                  | Whooping cough                                                                      | 1          | 1   | 1     |    |         |    |             |   |        |    |    |    |    |     |     |     |     |    |         |  |  |
| 6                                  | Diphtheria                                                                          | 1          | 1   | 1     |    |         |    |             |   |        |    |    |    |    |     |     |     |     |    |         |  |  |
| 7                                  | Tuberculosis of the respiratory system                                              | 15         | 42  | 17    | 10 | 6       | 1  | 1           | 1 | 2      | 9  | 14 | 6  | 6  | 14  | 14  | 4   | 3   |    |         |  |  |
| 8                                  | All other forms of tuberculosis                                                     | 7          | 2   | 3     | 1  | 1       | 1  | 1           | 1 | 1      | 1  | 1  | 1  | 1  | 1   | 1   | 1   | 1   |    |         |  |  |
| 9                                  | Malaria                                                                             | 20         | 9   | 3     | 7  | 1       | 1  | 1           | 1 | 1      | 1  | 1  | 1  | 1  | 1   | 1   | 1   | 1   |    |         |  |  |
| 10                                 | Syphilis                                                                            | 6          | 2   | 4     |    |         |    |             |   |        |    |    |    |    |     |     |     |     |    |         |  |  |
| 11                                 | Smallpox                                                                            |            |     |       |    |         |    |             |   |        |    |    |    |    |     |     |     |     |    |         |  |  |
| 12                                 | Measles                                                                             |            |     |       |    |         |    |             |   |        |    |    |    |    |     |     |     |     |    |         |  |  |
| 13                                 | Typhus fever                                                                        | 2          | 2   | 2     |    |         |    |             |   |        |    |    |    |    |     |     |     |     |    |         |  |  |
| 14                                 | Other infectious or parasitic diseases                                              | 181        | 65  | 76    | 6  | 6       |    |             |   | 3      | 0  | 12 | 16 | 40 | 45  | 43  | 9   | 2   |    |         |  |  |
| 15                                 | Nonmalignant tumors or tumors of unspecified nature                                 | 13         | 2   | 11    |    | 1       |    |             |   | 1      | 1  | 1  | 2  | 5  | 2   | 1   | 1   |     |    |         |  |  |
| 16                                 | Chronic rheumatism and gout                                                         | 5          | 3   | 2     |    |         |    |             |   |        |    |    |    |    |     |     |     |     |    |         |  |  |
| 17                                 | Chronic meningitis                                                                  | 4          | 13  | 28    |    |         |    |             |   | 1      | 1  | 1  | 1  | 1  | 1   | 1   | 1   | 1   |    |         |  |  |
| 18                                 | Chronic encephalitis                                                                | 4          |     |       |    |         |    |             |   |        |    |    |    |    |     |     |     |     |    |         |  |  |
| 19                                 | Chronic alcoholism                                                                  | 2          |     |       |    |         |    |             |   |        |    |    |    |    |     |     |     |     |    |         |  |  |
| 20                                 | Avitaminoses, other general diseases, diseases of the blood, and chronic poisonings | 28         | 14  | 13    | 1  | 2       | 8  | 2           | 2 | 4      | 1  | 1  | 1  | 1  | 3   | 6   | 4   | 2   |    |         |  |  |
| 21                                 | Meningitis (nonmeningococcal) and diseases of the brain                             | 4          | 1   | 3     |    |         |    |             |   |        |    |    |    |    |     |     |     |     |    |         |  |  |
| 22                                 | Intracranial lesions of vascular origin                                             | 106        | 38  | 55    | 6  | 1       | 1  | 1           | 1 | 1      | 1  | 2  | 3  | 7  | 20  | 36  | 25  | 8   | 4  |         |  |  |

|    |                                                                                                                                          |    |    |    |    |    |    |    |   |   |    |    |    |   |    |    |    |    |   |
|----|------------------------------------------------------------------------------------------------------------------------------------------|----|----|----|----|----|----|----|---|---|----|----|----|---|----|----|----|----|---|
| 23 | Other diseases of the nervous system and sense organs                                                                                    | 13 | 7  | 4  |    | 2  | 1  | 1  | 1 | 1 | 1  | 1  | 1  | 4 | 1  | 1  | 2  | 2  | 0 |
| 24 | Diseases of the heart                                                                                                                    | 43 | 27 | 18 | 13 | 12 | 2  | 2  | 2 | 5 | 14 | 13 | 17 | 8 | 10 | 13 | 10 | 1  |   |
| 25 | Other diseases of the circulatory system                                                                                                 | 37 | 16 | 10 | 2  | 2  | 1  | 1  | 1 | 2 | 2  | 2  | 1  | 1 | 2  | 7  | 14 | 13 | 1 |
| 26 | Rheumatism                                                                                                                               | 5  | 5  | 4  |    |    |    |    |   |   |    |    |    |   |    |    |    |    |   |
| 27 | Pneumonia and bronchopneumonia                                                                                                           | 22 | 10 | 11 | 6  | 5  | 10 | 1  | 1 | 1 | 1  | 2  | 1  | 4 | 7  | 6  | 9  | 1  |   |
| 28 | Other diseases of the respiratory system                                                                                                 | 16 | 7  | 4  | 3  | 2  | 10 | 1  | 1 | 2 | 1  | 2  | 1  | 1 | 2  | 1  | 1  | 2  | 1 |
| 29 | Diarrhea and enteritis                                                                                                                   | 8  | 7  | 1  | 1  | 1  | 1  | 1  | 1 | 2 | 1  | 2  | 2  | 1 | 6  | 4  | 7  | 2  |   |
| 30 | Dysentery                                                                                                                                | 2  | 1  | 1  |    |    |    |    |   | 1 | 1  | 1  | 1  | 1 | 1  | 1  | 1  | 1  |   |
| 31 | Diseases of the liver and biliary passages                                                                                               | 2  | 1  | 1  |    |    |    |    |   | 2 | 2  | 1  | 1  | 1 | 1  | 1  | 1  | 1  |   |
| 32 | Other diseases of the digestive system                                                                                                   | 2  | 2  | 1  |    |    |    |    |   | 2 | 2  | 1  | 1  | 1 | 1  | 1  | 1  | 1  |   |
| 33 | Nephritis                                                                                                                                | 8  | 4  | 3  | 3  | 3  | 1  | 1  | 1 | 1 | 1  | 2  | 1  | 2 | 2  | 1  | 1  | 1  |   |
| 34 | Other diseases of the urinary and genital organs                                                                                         | 12 | 6  | 3  | 1  | 2  | 1  | 1  | 1 | 1 | 1  | 2  | 1  | 2 | 1  | 2  | 1  | 1  | 1 |
| 35 | General infection                                                                                                                        | 2  |    |    |    |    |    |    |   |   |    |    |    |   |    |    |    |    |   |
| 36 | Diseases of pregnancy, childbirth, and the puerperium                                                                                    | 4  |    |    |    |    |    |    |   |   |    |    |    |   |    |    |    |    |   |
| 37 | Diseases of the ear, eye, nose, and throat                                                                                               | 5  | 4  | 1  |    |    |    |    |   |   |    |    |    |   |    |    |    |    |   |
| 38 | Concussional injuries and diseases peculiar to the first year of life                                                                    | 53 | 23 | 19 | 5  | 6  | 53 | 58 |   |   |    |    |    |   |    |    |    |    |   |
| 39 | Concussional injuries and diseases peculiar to the first year of life                                                                    | 4  | 1  | 3  |    |    |    |    |   |   |    |    |    |   |    |    |    |    |   |
| 40 | Scalds, oil age                                                                                                                          | 11 | 5  | 5  | 1  |    |    |    |   |   |    |    |    |   |    |    |    |    |   |
| 41 | Homicide                                                                                                                                 | 5  | 4  |    |    |    |    |    |   |   |    |    |    |   |    |    |    |    |   |
| 42 | Automobile accidents (all motor-driven road vehicles) and other accidental deaths (suicide, homicide, and automobile accidents excepted) | 26 | 16 | 6  | 4  |    |    |    |   |   |    |    |    |   |    |    |    |    |   |
| 43 | Causes of death ill-defined, unknown, or unspecified                                                                                     | 47 | 20 | 10 | 3  | 2  | 1  | 1  | 2 | 3 | 6  | 1  | 1  | 1 | 7  | 3  | 8  | 5  | 3 |
| 44 | Unspecified                                                                                                                              |    |    |    |    |    |    |    |   |   |    |    |    |   |    |    |    |    |   |

Total Resident Deaths, 1,899.

Population (1940 Census), 124,607.

Rate per 1,000 Population, 11.2.



TABULATION OF DEATHS IN MONMOUTH COUNTY FOR 1941, ACCORDING TO THE ABRIDGED INTERNATIONAL LIST OF CAUSES OF DEATH

| Abridged International List Number | CAUSE OF DEATH                                                | All Deaths |        | Colored |        | Age Periods |        |              |               |        |          |          |          |          |          |          |          |          |          |          |             |         |  |
|------------------------------------|---------------------------------------------------------------|------------|--------|---------|--------|-------------|--------|--------------|---------------|--------|----------|----------|----------|----------|----------|----------|----------|----------|----------|----------|-------------|---------|--|
|                                    |                                                               | White      |        | Female  |        | Male        |        | Female       |               | Male   |          | Female   |          | Male     |          | Female   |          | Male     |          | Female   |             | Male    |  |
|                                    |                                                               | Male       | Female | Male    | Female | Male        | Female | Under 1 year | Under 5 years | 5 to 9 | 10 to 14 | 15 to 19 | 20 to 29 | 30 to 39 | 40 to 44 | 45 to 49 | 50 to 59 | 60 to 69 | 70 to 79 | 80 to 89 | 90 and Over | Unknown |  |
| 1                                  | ALL CAUSES                                                    | 2109       | 1024   | 802     | 1230   | 138         | 76     | 07           | 7             | 11     | 15       | 64       | 90       | 84       | 101      | 327      | 509      | 600      | 368      | 47       | ..          | ..      |  |
| 2                                  | Typhoid and paratyphoid fevers                                | 1          | ..     | ..      | 1      | ..          | ..     | ..           | ..            | ..     | ..       | ..       | ..       | ..       | ..       | ..       | ..       | ..       | ..       | ..       | ..          | ..      |  |
| 3                                  | Scarlet fever                                                 | ..         | ..     | ..      | ..     | ..          | ..     | ..           | ..            | ..     | ..       | ..       | ..       | ..       | ..       | ..       | ..       | ..       | ..       | ..       | ..          | ..      |  |
| 4                                  | Whooping cough                                                | 2          | 1      | ..      | 1      | ..          | ..     | ..           | ..            | ..     | ..       | ..       | ..       | ..       | ..       | ..       | ..       | ..       | ..       | ..       | ..          | ..      |  |
| 5                                  | Diphtheria                                                    | ..         | ..     | ..      | ..     | ..          | ..     | ..           | ..            | ..     | ..       | ..       | ..       | ..       | ..       | ..       | ..       | ..       | ..       | ..       | ..          | ..      |  |
| 6                                  | Tuberculosis of the respiratory system                        | 72         | 31     | 14      | 14     | 13          | 1      | 1            | 1             | 1      | 1        | 14       | 6        | 10       | 5        | 13       | 15       | 6        | 1        | ..       | ..          | ..      |  |
| 7                                  | All other forms of tuberculosis                               | 15         | 2      | 3       | ..     | ..          | ..     | ..           | ..            | ..     | ..       | ..       | ..       | ..       | ..       | ..       | ..       | ..       | ..       | ..       | ..          | ..      |  |
| 8                                  | All other forms of tuberculosis                               | 3          | 10     | 6       | 10     | 0           | 1      | 1            | 1             | 1      | 1        | 1        | 4        | 5        | 4        | 0        | 5        | 3        | 1        | ..       | ..          | ..      |  |
| 9                                  | Syphilis                                                      | ..         | ..     | ..      | ..     | ..          | ..     | ..           | ..            | ..     | ..       | ..       | ..       | ..       | ..       | ..       | ..       | ..       | ..       | ..       | ..          | ..      |  |
| 10                                 | Indian malarial fever                                         | ..         | ..     | ..      | ..     | ..          | ..     | ..           | ..            | ..     | ..       | ..       | ..       | ..       | ..       | ..       | ..       | ..       | ..       | ..       | ..          | ..      |  |
| 11                                 | Smallpox                                                      | ..         | ..     | ..      | ..     | ..          | ..     | ..           | ..            | ..     | ..       | ..       | ..       | ..       | ..       | ..       | ..       | ..       | ..       | ..       | ..          | ..      |  |
| 12                                 | Typhus fever                                                  | ..         | ..     | ..      | ..     | ..          | ..     | ..           | ..            | ..     | ..       | ..       | ..       | ..       | ..       | ..       | ..       | ..       | ..       | ..       | ..          | ..      |  |
| 13                                 | Other infectious or parasitic diseases                        | 0          | 5      | 4       | ..     | ..          | ..     | ..           | ..            | ..     | ..       | ..       | ..       | ..       | ..       | ..       | ..       | ..       | ..       | ..       | ..          | ..      |  |
| 14                                 | Other infectious or parasitic diseases                        | ..         | ..     | ..      | ..     | ..          | ..     | ..           | ..            | ..     | ..       | ..       | ..       | ..       | ..       | ..       | ..       | ..       | ..       | ..       | ..          | ..      |  |
| 15                                 | Cancer and other malignant tumors                             | 10         | 2      | 8       | 301    | 189         | 142    | 9            | 11            | 1      | 2        | 12       | 12       | 18       | 67       | 97       | 65       | 22       | 3        | ..       | ..          | ..      |  |
| 16                                 | Nonmalignant tumors or tumors of unspecified character        | ..         | ..     | ..      | ..     | ..          | ..     | ..           | ..            | ..     | ..       | ..       | ..       | ..       | ..       | ..       | ..       | ..       | ..       | ..       | ..          | ..      |  |
| 17                                 | Chronic rheumatism and gout                                   | 54         | 27     | 31      | 2      | ..          | ..     | ..           | ..            | ..     | ..       | ..       | ..       | ..       | ..       | ..       | ..       | ..       | ..       | ..       | ..          | ..      |  |
| 18                                 | Diabetes mellitus                                             | ..         | ..     | ..      | ..     | ..          | ..     | ..           | ..            | ..     | ..       | ..       | ..       | ..       | ..       | ..       | ..       | ..       | ..       | ..       | ..          | ..      |  |
| 19                                 | Chronic or acute alcoholism                                   | ..         | ..     | ..      | ..     | ..          | ..     | ..           | ..            | ..     | ..       | ..       | ..       | ..       | ..       | ..       | ..       | ..       | ..       | ..       | ..          | ..      |  |
| 20                                 | Other diseases of the circulatory system                      | 23         | 9      | 10      | 1      | 3           | 1      | 2            | 1             | 2      | 1        | 2        | 5        | ..       | ..       | ..       | ..       | ..       | ..       | ..       | ..          | ..      |  |
| 21                                 | Meningitis (nonmeningococcal) and diseases of the spinal cord | 6          | 4      | 4       | ..     | ..          | ..     | ..           | ..            | ..     | ..       | ..       | ..       | ..       | ..       | ..       | ..       | ..       | ..       | ..       | ..          | ..      |  |
| 22                                 | Intracranial lesions of vascular origin                       | 217        | 85     | 110     | 7      | 15          | 2      | 2            | 1             | 1      | ..       | 3        | 5        | 2        | 13       | 31       | 45       | 68       | 47       | 1        | ..          | ..      |  |

|    |                                                                                                      |     |    |    |    |    |    |     |    |    |    |    |    |    |    |     |     |     |     |    |    |    |
|----|------------------------------------------------------------------------------------------------------|-----|----|----|----|----|----|-----|----|----|----|----|----|----|----|-----|-----|-----|-----|----|----|----|
| 23 | Other diseases of the nervous system and sense organs of the head                                    | 22  | 11 | 10 | .. | .. | .. | ..  | .. | .. | .. | .. | .. | .. | .. | ..  | ..  | ..  | ..  | .. | .. | .. |
| 24 | Diseases of the eye                                                                                  | 68  | 25 | 26 | 33 | 4  | 1  | 1   | 1  | 1  | 1  | 7  | 2  | 10 | 31 | 100 | 187 | 223 | 168 | 16 | .. | .. |
| 25 | Other diseases of the circulatory system                                                             | 68  | 25 | 26 | 33 | 4  | 1  | 1   | 1  | 1  | 1  | 7  | 2  | 10 | 31 | 100 | 187 | 223 | 168 | 16 | .. | .. |
| 26 | Other diseases of the circulatory system                                                             | ..  | .. | .. | .. | .. | .. | ..  | .. | .. | .. | .. | .. | .. | .. | ..  | ..  | ..  | ..  | .. | .. | .. |
| 27 | Influenza and bronchopneumonia                                                                       | 69  | 21 | 23 | 6  | 10 | 8  | 13  | 1  | 2  | 1  | 1  | 2  | 3  | 8  | 7   | 8   | 11  | 6   | .. | .. | .. |
| 28 | Other diseases of the respiratory system                                                             | 29  | 10 | 11 | 2  | 2  | 2  | 1   | 1  | 1  | 1  | 1  | 1  | 1  | 1  | 1   | 1   | 1   | 1   | 1  | 1  | 1  |
| 29 | Other diseases of the respiratory system                                                             | 14  | 1  | 3  | 1  | 1  | 1  | 1   | 1  | 1  | 1  | 1  | 1  | 1  | 1  | 1   | 1   | 1   | 1   | 1  | 1  | 1  |
| 30 | Aneurysm and arteritis                                                                               | ..  | .. | .. | .. | .. | .. | ..  | .. | .. | .. | .. | .. | .. | .. | ..  | ..  | ..  | ..  | .. | .. | .. |
| 31 | Diseases of the liver and biliary passages                                                           | 33  | 18 | 15 | 1  | 4  | 1  | 1   | 1  | 1  | 1  | 2  | 1  | 3  | 3  | 8   | 12  | 4   | 1   | .. | .. | .. |
| 32 | Other diseases of the digestive system                                                               | 35  | 19 | 12 | 3  | 1  | 1  | 1   | 1  | 1  | 1  | 2  | 1  | 2  | 5  | 4   | 12  | 37  | 37  | 23 | 1  | .. |
| 33 | Nephritis                                                                                            | 125 | 51 | 58 | 7  | 9  | 1  | 2   | 1  | 1  | 1  | 2  | 1  | 2  | 5  | 4   | 12  | 37  | 37  | 23 | 1  | .. |
| 34 | Other diseases of the urinary and genital systems                                                    | 20  | 11 | 8  | 1  | .. | .. | ..  | .. | .. | .. | .. | .. | .. | .. | ..  | ..  | ..  | ..  | .. | .. | .. |
| 35 | Puerperal infection                                                                                  | ..  | .. | .. | .. | .. | .. | ..  | .. | .. | .. | .. | .. | .. | .. | ..  | ..  | ..  | ..  | .. | .. | .. |
| 36 | Other diseases of pregnancy, childbirth, and the puerperium                                          | 4   | .. | .. | .. | .. | .. | ..  | .. | .. | .. | .. | .. | .. | .. | ..  | ..  | ..  | ..  | .. | .. | .. |
| 37 | Diseases of the cellular tissue, bones, and cartilage                                                | ..  | .. | .. | .. | .. | .. | ..  | .. | .. | .. | .. | .. | .. | .. | ..  | ..  | ..  | ..  | .. | .. | .. |
| 38 | Organs of movement and debility, premature birth, and diseases peculiar to the first trimester       | 10  | 5  | 4  | 1  | .. | .. | ..  | .. | .. | .. | .. | .. | .. | .. | ..  | ..  | ..  | ..  | .. | .. | .. |
| 39 | Congenital malformations and debility, premature birth, and diseases peculiar to the first trimester | ..  | .. | .. | .. | .. | .. | ..  | .. | .. | .. | .. | .. | .. | .. | ..  | ..  | ..  | ..  | .. | .. | .. |
| 40 | Scalds, oil burns, and other burns                                                                   | 50  | 35 | 19 | 7  | 5  | 51 | 150 | .. | .. | .. | .. | .. | .. | .. | ..  | ..  | ..  | ..  | .. | .. | .. |
| 41 | Suicide                                                                                              | 21  | 18 | 6  | .. | .. | .. | ..  | .. | .. | .. | .. | .. | .. | .. | ..  | ..  | ..  | ..  | .. | .. | .. |
| 42 | Home accidents                                                                                       | 4   | .. | .. | .. | .. | .. | ..  | .. | .. | .. | .. | .. | .. | .. | ..  | ..  | ..  | ..  | .. | .. | .. |
| 43 | Automobile accidents (all motor-driven road vehicles)                                                | 66  | 47 | 13 | 5  | 1  | 1  | 1   | 1  | 1  | 6  | 9  | 7  | 8  | 3  | 14  | 11  | 5   | 1   | .. | .. | .. |
| 44 | Other violent or accidental deaths (suicide, homicide, and automobile accidents excepted)            | 74  | 40 | 27 | 4  | 3  | 0  | 10  | 1  | 2  | 1  | 7  | 5  | 2  | 2  | 4   | 11  | 17  | 10  | 2  | .. | .. |
| 45 | Causes of death ill-defined, unknown, or unspecified                                                 | 4   | 3  | 1  | .. | .. | .. | ..  | .. | .. | .. | .. | .. | .. | .. | ..  | ..  | ..  | ..  | .. | .. | .. |

Population (1940 Census), 101,298.

Total Resident Deaths, 2,160.

Rate per 1,000 Population, 13.5.

TABULATION OF DEATHS IN MORRIS COUNTY FOR 1941, ACCORDING TO THE ABRIDGED INTERNATIONAL LIST OF CAUSES OF DEATH

| Abridged International List Number | CAUSE OF DEATH                                                                                                                         | All Deaths |        | White |        | Colored |        | Age Periods  |               |        |          |          |          |          |          |          |          |          |          |          |             |    |
|------------------------------------|----------------------------------------------------------------------------------------------------------------------------------------|------------|--------|-------|--------|---------|--------|--------------|---------------|--------|----------|----------|----------|----------|----------|----------|----------|----------|----------|----------|-------------|----|
|                                    |                                                                                                                                        | Male       | Female | Male  | Female | Male    | Female | Under 1 year | Under 5 years | 5 to 9 | 10 to 14 | 15 to 19 | 20 to 29 | 30 to 39 | 40 to 44 | 45 to 49 | 50 to 59 | 60 to 69 | 70 to 79 | 80 to 89 | 90 and Over |    |
|                                    |                                                                                                                                        |            |        |       |        |         |        |              |               | 1404   | 649      | 20       | 30       | 39       | 160      | 40       | 72       | 222      | 274      | 368      | 100         | 37 |
| 1                                  | Typhoid and paratyphoid fevers                                                                                                         | 5          | 2      | 5     | 2      | 5       | 2      | 1            | 1             | 1      | 1        | 1        | 1        | 1        | 1        | 1        | 1        | 1        | 1        | 1        | 1           | 1  |
| 2                                  | Epidemic typhus                                                                                                                        | 1          | 0      | 1     | 0      | 1       | 0      | 1            | 0             | 1      | 0        | 1        | 0        | 1        | 0        | 1        | 0        | 1        | 0        | 1        | 0           | 1  |
| 3                                  | Scarlet fever                                                                                                                          | 2          | 1      | 3     | 1      | 3       | 1      | 1            | 1             | 1      | 1        | 1        | 1        | 1        | 1        | 1        | 1        | 1        | 1        | 1        | 1           | 1  |
| 4                                  | Whooping cough                                                                                                                         | 1          | 1      | 2     | 1      | 2       | 1      | 1            | 1             | 1      | 1        | 1        | 1        | 1        | 1        | 1        | 1        | 1        | 1        | 1        | 1           | 1  |
| 5                                  | Diphtheria                                                                                                                             | 1          | 1      | 2     | 1      | 2       | 1      | 1            | 1             | 1      | 1        | 1        | 1        | 1        | 1        | 1        | 1        | 1        | 1        | 1        | 1           | 1  |
| 6                                  | Influenza                                                                                                                              | 43         | 27     | 70    | 43     | 70      | 43     | 1            | 1             | 1      | 1        | 1        | 1        | 1        | 1        | 1        | 1        | 1        | 1        | 1        | 1           | 1  |
| 7                                  | All other forms of the respiratory system                                                                                              | 9          | 9      | 18    | 9      | 18      | 9      | 1            | 1             | 1      | 1        | 1        | 1        | 1        | 1        | 1        | 1        | 1        | 1        | 1        | 1           | 1  |
| 8                                  | Measles                                                                                                                                | 4          | 1      | 5     | 4      | 5       | 4      | 1            | 1             | 1      | 1        | 1        | 1        | 1        | 1        | 1        | 1        | 1        | 1        | 1        | 1           | 1  |
| 9                                  | Syphilis                                                                                                                               | 1          | 0      | 1     | 0      | 1       | 0      | 1            | 0             | 1      | 0        | 1        | 0        | 1        | 0        | 1        | 0        | 1        | 0        | 1        | 0           | 1  |
| 10                                 | Influenza                                                                                                                              | 7          | 6      | 13    | 7      | 13      | 7      | 1            | 1             | 1      | 1        | 1        | 1        | 1        | 1        | 1        | 1        | 1        | 1        | 1        | 1           | 1  |
| 11                                 | Scarlet fever                                                                                                                          | 1          | 1      | 2     | 1      | 2       | 1      | 1            | 1             | 1      | 1        | 1        | 1        | 1        | 1        | 1        | 1        | 1        | 1        | 1        | 1           | 1  |
| 12                                 | Diphtheria                                                                                                                             | 1          | 1      | 2     | 1      | 2       | 1      | 1            | 1             | 1      | 1        | 1        | 1        | 1        | 1        | 1        | 1        | 1        | 1        | 1        | 1           | 1  |
| 13                                 | Typhus fever                                                                                                                           | 1          | 1      | 2     | 1      | 2       | 1      | 1            | 1             | 1      | 1        | 1        | 1        | 1        | 1        | 1        | 1        | 1        | 1        | 1        | 1           | 1  |
| 14                                 | Other infectious or parasitic diseases                                                                                                 | 105        | 82     | 187   | 105    | 187     | 105    | 1            | 1             | 1      | 1        | 1        | 1        | 1        | 1        | 1        | 1        | 1        | 1        | 1        | 1           | 1  |
| 15                                 | Cancer and other malignant tumors                                                                                                      | 8          | 5      | 13    | 8      | 13      | 8      | 1            | 1             | 1      | 1        | 1        | 1        | 1        | 1        | 1        | 1        | 1        | 1        | 1        | 1           | 1  |
| 16                                 | Nonmalignant tumors or tumors of unspecified                                                                                           | 2          | 1      | 3     | 2      | 3       | 2      | 1            | 1             | 1      | 1        | 1        | 1        | 1        | 1        | 1        | 1        | 1        | 1        | 1        | 1           | 1  |
| 17                                 | Chronic rheumatism and gout                                                                                                            | 1          | 1      | 2     | 1      | 2       | 1      | 1            | 1             | 1      | 1        | 1        | 1        | 1        | 1        | 1        | 1        | 1        | 1        | 1        | 1           | 1  |
| 18                                 | Diabetes mellitus and gout                                                                                                             | 2          | 1      | 3     | 2      | 3       | 2      | 1            | 1             | 1      | 1        | 1        | 1        | 1        | 1        | 1        | 1        | 1        | 1        | 1        | 1           | 1  |
| 19                                 | Chronic or acute alcoholism                                                                                                            | 2          | 1      | 3     | 2      | 3       | 2      | 1            | 1             | 1      | 1        | 1        | 1        | 1        | 1        | 1        | 1        | 1        | 1        | 1        | 1           | 1  |
| 20                                 | Arteriosclerosis, other general diseases, diseases of the circulatory system (ischemic heart disease), and diseases of the spinal cord | 23         | 11     | 34    | 23     | 34      | 23     | 2            | 2             | 2      | 2        | 2        | 2        | 2        | 2        | 2        | 2        | 2        | 2        | 2        | 2           | 2  |
| 21                                 | Meningitis (nonmeningococcal) and diseases of the spinal cord                                                                          | 4          | 0      | 4     | 4      | 4       | 4      | 1            | 1             | 1      | 1        | 1        | 1        | 1        | 1        | 1        | 1        | 1        | 1        | 1        | 1           | 1  |
| 22                                 | Intracranial lesions of vascular origin                                                                                                | 130        | 55     | 185   | 130    | 185     | 130    | 3            | 3             | 3      | 3        | 3        | 3        | 3        | 3        | 3        | 3        | 3        | 3        | 3        | 3           | 3  |

|    |                                                                                                     |    |    |     |    |     |    |    |    |    |    |    |    |    |    |    |    |    |    |    |    |    |
|----|-----------------------------------------------------------------------------------------------------|----|----|-----|----|-----|----|----|----|----|----|----|----|----|----|----|----|----|----|----|----|----|
| 23 | Other diseases of the nervous system and sense organs                                               | 46 | 2  | 48  | 46 | 48  | 46 | 1  | 1  | 1  | 1  | 1  | 1  | 1  | 1  | 1  | 1  | 1  | 1  | 1  | 1  | 1  |
| 24 | Diseases of the eye                                                                                 | 37 | 20 | 57  | 37 | 57  | 37 | 2  | 2  | 2  | 2  | 2  | 2  | 2  | 2  | 2  | 2  | 2  | 2  | 2  | 2  | 2  |
| 25 | Other diseases of the circulatory system                                                            | 37 | 21 | 58  | 37 | 58  | 37 | 6  | 7  | 7  | 7  | 7  | 7  | 7  | 7  | 7  | 7  | 7  | 7  | 7  | 7  | 7  |
| 26 | Bronchitis and bronchopneumonia                                                                     | 8  | 6  | 14  | 8  | 14  | 8  | 2  | 2  | 2  | 2  | 2  | 2  | 2  | 2  | 2  | 2  | 2  | 2  | 2  | 2  | 2  |
| 27 | Pneumonia and bronchopneumonia                                                                      | 1  | 4  | 5   | 1  | 5   | 1  | 1  | 1  | 1  | 1  | 1  | 1  | 1  | 1  | 1  | 1  | 1  | 1  | 1  | 1  | 1  |
| 28 | Diarrhea and other diseases of the respiratory system                                               | 2  | 1  | 3   | 2  | 3   | 2  | 1  | 1  | 1  | 1  | 1  | 1  | 1  | 1  | 1  | 1  | 1  | 1  | 1  | 1  | 1  |
| 29 | Appendicitis                                                                                        | 10 | 12 | 22  | 10 | 22  | 10 | 1  | 1  | 1  | 1  | 1  | 1  | 1  | 1  | 1  | 1  | 1  | 1  | 1  | 1  | 1  |
| 30 | Diseases of the liver and biliary passages                                                          | 30 | 10 | 40  | 30 | 40  | 30 | 1  | 1  | 1  | 1  | 1  | 1  | 1  | 1  | 1  | 1  | 1  | 1  | 1  | 1  | 1  |
| 31 | Other diseases of the digestive system                                                              | 98 | 50 | 148 | 98 | 148 | 98 | 1  | 1  | 1  | 1  | 1  | 1  | 1  | 1  | 1  | 1  | 1  | 1  | 1  | 1  | 1  |
| 32 | Other diseases of the urinary and genital systems                                                   | 17 | 10 | 27  | 17 | 27  | 17 | 6  | 6  | 6  | 6  | 6  | 6  | 6  | 6  | 6  | 6  | 6  | 6  | 6  | 6  | 6  |
| 33 | Prostatitis                                                                                         | 3  | 3  | 6   | 3  | 6   | 3  | 1  | 1  | 1  | 1  | 1  | 1  | 1  | 1  | 1  | 1  | 1  | 1  | 1  | 1  | 1  |
| 34 | Other diseases of pregnancy, childbirth, and the puerperium                                         | 1  | 1  | 2   | 1  | 2   | 1  | 1  | 1  | 1  | 1  | 1  | 1  | 1  | 1  | 1  | 1  | 1  | 1  | 1  | 1  | 1  |
| 35 | Diseases of the skin, cellular tissue, bones, and cartilages                                        | 1  | 1  | 2   | 1  | 2   | 1  | 1  | 1  | 1  | 1  | 1  | 1  | 1  | 1  | 1  | 1  | 1  | 1  | 1  | 1  | 1  |
| 36 | Organisms of movement                                                                               | 51 | 20 | 71  | 51 | 71  | 51 | 49 | 51 | 51 | 51 | 51 | 51 | 51 | 51 | 51 | 51 | 51 | 51 | 51 | 51 | 51 |
| 37 | Congenital malformations and debility, prematurity, and diseases peculiar to the first year of life | 18 | 14 | 32  | 18 | 32  | 18 | 1  | 1  | 1  | 1  | 1  | 1  | 1  | 1  | 1  | 1  | 1  | 1  | 1  | 1  | 1  |
| 38 | Senility, old age                                                                                   | 42 | 36 | 78  | 42 | 78  | 42 | 1  | 1  | 1  | 1  | 1  | 1  | 1  | 1  | 1  | 1  | 1  | 1  | 1  | 1  | 1  |
| 39 | Accidents (all motor-driven road vehicles)                                                          | 43 | 39 | 82  | 43 | 82  | 43 | 1  | 1  | 1  | 1  | 1  | 1  | 1  | 1  | 1  | 1  | 1  | 1  | 1  | 1  | 1  |
| 40 | Other violent or accidental deaths (suicide, homicide, and automobile accidents excepted)           | 83 | 39 | 122 | 83 | 122 | 83 | 1  | 1  | 1  | 1  | 1  | 1  | 1  | 1  | 1  | 1  | 1  | 1  | 1  | 1  | 1  |
| 41 | Deaths of unknown cause (suicide, homicide, and automobile accidents excepted)                      | 18 | 14 | 32  | 18 | 32  | 18 | 1  | 1  | 1  | 1  | 1  | 1  | 1  | 1  | 1  | 1  | 1  | 1  | 1  | 1  | 1  |
| 42 | Unknown                                                                                             | 4  | 4  | 8   | 4  | 8   | 4  | 1  | 1  | 1  | 1  | 1  | 1  | 1  | 1  | 1  | 1  | 1  | 1  | 1  | 1  | 1  |
| 43 | Other violent or accidental deaths (suicide, homicide, and automobile accidents excepted)           | 42 | 36 | 78  | 42 | 78  | 42 | 1  | 1  | 1  | 1  | 1  | 1  | 1  | 1  | 1  | 1  | 1  | 1  | 1  | 1  | 1  |
| 44 | Unspecified                                                                                         | 1  | 1  | 2   | 1  | 2   | 1  | 1  | 1  | 1  | 1  | 1  | 1  | 1  | 1  | 1  | 1  | 1  | 1  | 1  | 1  | 1  |

Population (1940 Census), 122,732.

Total Resident Deaths, 1,404.

Rate per 1,000 Population, 11.2.

TABULATION OF DEATHS IN OCEAN COUNTY FOR 1941, ACCORDING TO THE ABRIDGED INTERNATIONAL LIST OF CAUSES OF DEATH

Table with columns for Cause of Death, All Deaths, White (Male/Female), Colored (Male/Female), Under 1 Year, Under 5 Years, Age Periods (5 to 9, 10 to 14, 15 to 19, 20 to 29, 30 to 39, 40 to 44, 45 to 49, 50 to 59, 60 to 69, 70 to 79, 80 to 89, 90 and Over), and Unknown. Rows include categories like ALL CAUSES, Typhoid and paratyphoid fevers, Scarlet fever, Whooping cough, Diphtheria, Tuberculosis of the respiratory system, etc.

Population (1940 Census), 37,706. Total Resident Deaths, 554. Rate per 1,000 Population, 14.7.

Continuation of the table with categories 23 through 44. Categories include: 23 Other diseases of the nervous system and sense organs, 24 Diseases of the heart, 25 Fractures, 26 Brouchitis, 27 Pneumonia and bronchopneumonia, 28 Other diseases of the respiratory system, 29 Diarrhea and enteritis, 30 Appendicitis, 31 Hemorrhage of the liver and biliary passages, 32 Other diseases of the digestive system, 33 Nephritis, 34 Other diseases of the urinary and genital systems, 35 Typhus infection, 36 Other diseases of pregnancy, childbirth, and the puerperium, 37 Diseases of the skin, cellular tissue, bones, and organs of movement, 38 Other diseases of mobility, 39 Year of life, 40 Sex, 41 Cause of death, 42 Automobile accidents (all motor-driven road vehicles), 43 Other violent or accidental deaths (suicide, homicide, and automobile accidents excepted), 44 Unspecified.

TABULATION OF DEATHS IN PASSAIC COUNTY FOR 1941, ACCORDING TO THE ABRIDGED INTERNATIONAL LIST OF CAUSES OF DEATH

| Abridged International List Number | CAUSE OF DEATH                                                                 | All Deaths |        | White |        | Colored |        | Age Periods   |        |        |          |          |          |          |          |          |          |          |          |          |             |         |   |
|------------------------------------|--------------------------------------------------------------------------------|------------|--------|-------|--------|---------|--------|---------------|--------|--------|----------|----------|----------|----------|----------|----------|----------|----------|----------|----------|-------------|---------|---|
|                                    |                                                                                | Male       | Female | Male  | Female | Male    | Female | Under 5 Years |        |        |          |          |          |          |          |          |          |          |          |          |             |         |   |
|                                    |                                                                                |            |        |       |        |         |        | Under 1 year  | 1 to 4 | 5 to 9 | 10 to 14 | 15 to 19 | 20 to 29 | 30 to 39 | 40 to 44 | 45 to 49 | 50 to 59 | 60 to 69 | 70 to 79 | 80 to 89 | 90 and Over |         |   |
| 1                                  | ALL CAUSES                                                                     | 3297       | 1757   | 1402  | 355    | 56      | 204    | 226           | 18     | 22     | 24       | 38       | 68       | 136      | 121      | 204      | 544      | 732      | 741      | 800      | 47          | Unknown |   |
| 2                                  | Typhoid and paratyphoid fevers                                                 | 1          | 1      | 1     | 0      | 0       | 0      | 0             | 0      | 0      | 0        | 0        | 0        | 0        | 0        | 0        | 0        | 0        | 0        | 0        | 0           | 0       | 0 |
| 3                                  | Dysentery                                                                      | 1          | 1      | 1     | 0      | 0       | 0      | 0             | 0      | 0      | 0        | 0        | 0        | 0        | 0        | 0        | 0        | 0        | 0        | 0        | 0           | 0       | 0 |
| 4                                  | Scarlet fever                                                                  | 1          | 1      | 1     | 0      | 0       | 0      | 0             | 0      | 0      | 0        | 0        | 0        | 0        | 0        | 0        | 0        | 0        | 0        | 0        | 0           | 0       | 0 |
| 5                                  | Whooping cough                                                                 | 1          | 1      | 1     | 0      | 0       | 0      | 0             | 0      | 0      | 0        | 0        | 0        | 0        | 0        | 0        | 0        | 0        | 0        | 0        | 0           | 0       | 0 |
| 6                                  | Diphtheria                                                                     | 1          | 1      | 1     | 0      | 0       | 0      | 0             | 0      | 0      | 0        | 0        | 0        | 0        | 0        | 0        | 0        | 0        | 0        | 0        | 0           | 0       | 0 |
| 7                                  | Other forms of the respiratory system                                          | 91         | 44     | 20    | 7      | 11      | 1      | 2             | 1      | 1      | 2        | 15       | 21       | 21       | 1        | 1        | 1        | 1        | 1        | 1        | 1           | 1       | 1 |
| 8                                  | All other forms of tuberculosis                                                | 11         | 7      | 4     | 1      | 1       | 1      | 1             | 1      | 1      | 1        | 1        | 1        | 1        | 1        | 1        | 1        | 1        | 1        | 1        | 1           | 1       | 1 |
| 9                                  | Malaria                                                                        | 0          | 0      | 0     | 0      | 0       | 0      | 0             | 0      | 0      | 0        | 0        | 0        | 0        | 0        | 0        | 0        | 0        | 0        | 0        | 0           | 0       | 0 |
| 10                                 | Syphilis                                                                       | 28         | 17     | 0     | 2      | 1       | 1      | 1             | 1      | 1      | 1        | 1        | 1        | 1        | 1        | 1        | 1        | 1        | 1        | 1        | 1           | 1       | 1 |
| 11                                 | Scabies                                                                        | 20         | 8      | 12    | 2      | 1       | 1      | 1             | 1      | 1      | 1        | 1        | 1        | 1        | 1        | 1        | 1        | 1        | 1        | 1        | 1           | 1       | 1 |
| 12                                 | Measles                                                                        | 0          | 0      | 0     | 0      | 0       | 0      | 0             | 0      | 0      | 0        | 0        | 0        | 0        | 0        | 0        | 0        | 0        | 0        | 0        | 0           | 0       | 0 |
| 13                                 | Typhus fever                                                                   | 17         | 13     | 4     | 3      | 3       | 3      | 3             | 3      | 3      | 3        | 3        | 3        | 3        | 3        | 3        | 3        | 3        | 3        | 3        | 3           | 3       | 3 |
| 14                                 | Other infectious or parasitic diseases                                         | 513        | 281    | 225   | 4      | 3       | 3      | 3             | 3      | 3      | 3        | 3        | 3        | 3        | 3        | 3        | 3        | 3        | 3        | 3        | 3           | 3       | 3 |
| 15                                 | Neoplasms and other malignant tumors                                           | 24         | 10     | 18    | 1      | 1       | 1      | 1             | 1      | 1      | 1        | 1        | 1        | 1        | 1        | 1        | 1        | 1        | 1        | 1        | 1           | 1       | 1 |
| 16                                 | Chronic rheumatism and gout                                                    | 3          | 3      | 0     | 0      | 0       | 0      | 0             | 0      | 0      | 0        | 0        | 0        | 0        | 0        | 0        | 0        | 0        | 0        | 0        | 0           | 0       | 0 |
| 17                                 | Diabetes mellitus                                                              | 141        | 48     | 96    | 1      | 1       | 1      | 1             | 1      | 1      | 1        | 1        | 1        | 1        | 1        | 1        | 1        | 1        | 1        | 1        | 1           | 1       | 1 |
| 18                                 | Diabetes insipidus                                                             | 10         | 8      | 1     | 1      | 1       | 1      | 1             | 1      | 1      | 1        | 1        | 1        | 1        | 1        | 1        | 1        | 1        | 1        | 1        | 1           | 1       | 1 |
| 19                                 | Arteriosclerosis                                                               | 51         | 21     | 27    | 1      | 2       | 3      | 4             | 3      | 1      | 4        | 4        | 4        | 4        | 4        | 4        | 4        | 4        | 4        | 4        | 4           | 4       | 4 |
| 20                                 | Arteriosclerosis, other forms of diseases of the blood, and chronic poisonings | 8          | 0      | 1     | 1      | 1       | 1      | 1             | 1      | 1      | 1        | 1        | 1        | 1        | 1        | 1        | 1        | 1        | 1        | 1        | 1           | 1       | 1 |
| 21                                 | Mononucleosis (nonhemorrhagic) and diseases of the spleen                      | 8          | 0      | 1     | 1      | 1       | 1      | 1             | 1      | 1      | 1        | 1        | 1        | 1        | 1        | 1        | 1        | 1        | 1        | 1        | 1           | 1       | 1 |
| 22                                 | Intra-cranial lesion of vascular origin                                        | 327        | 168    | 151   | 3      | 5       | 5      | 5             | 5      | 5      | 5        | 5        | 5        | 5        | 5        | 5        | 5        | 5        | 5        | 5        | 5           | 5       | 5 |

|    |                                                                                               |     |     |     |   |   |     |     |   |   |   |   |   |    |    |    |    |    |   |   |   |   |   |
|----|-----------------------------------------------------------------------------------------------|-----|-----|-----|---|---|-----|-----|---|---|---|---|---|----|----|----|----|----|---|---|---|---|---|
| 23 | Other diseases of the nervous system and sense organs                                         | 16  | 11  | 5   | 1 | 1 | 1   | 1   | 1 | 1 | 1 | 1 | 1 | 1  | 1  | 1  | 1  | 1  | 1 | 1 | 1 | 1 | 1 |
| 24 | Diseases of the heart                                                                         | 919 | 533 | 386 | 2 | 2 | 2   | 2   | 2 | 2 | 2 | 2 | 2 | 2  | 2  | 2  | 2  | 2  | 2 | 2 | 2 | 2 | 2 |
| 25 | Other diseases of the circulatory system                                                      | 81  | 37  | 41  | 2 | 1 | 1   | 1   | 1 | 1 | 1 | 1 | 1 | 1  | 1  | 1  | 1  | 1  | 1 | 1 | 1 | 1 | 1 |
| 26 | Brain and nervous system                                                                      | 15  | 5   | 2   | 0 | 0 | 0   | 0   | 0 | 0 | 0 | 0 | 0 | 0  | 0  | 0  | 0  | 0  | 0 | 0 | 0 | 0 | 0 |
| 27 | Brain and nervous system, other than diseases of the brain                                    | 127 | 58  | 68  | 2 | 5 | 21  | 25  | 1 | 2 | 6 | 6 | 6 | 6  | 6  | 6  | 6  | 6  | 6 | 6 | 6 | 6 | 6 |
| 28 | Other diseases of the respiratory system                                                      | 13  | 5   | 4   | 1 | 1 | 1   | 1   | 1 | 1 | 1 | 1 | 1 | 1  | 1  | 1  | 1  | 1  | 1 | 1 | 1 | 1 | 1 |
| 29 | Diarrhea and enteritis                                                                        | 20  | 11  | 8   | 1 | 1 | 1   | 1   | 1 | 1 | 1 | 1 | 1 | 1  | 1  | 1  | 1  | 1  | 1 | 1 | 1 | 1 | 1 |
| 30 | Appendicitis                                                                                  | 64  | 31  | 28  | 1 | 1 | 1   | 1   | 1 | 1 | 1 | 1 | 1 | 1  | 1  | 1  | 1  | 1  | 1 | 1 | 1 | 1 | 1 |
| 31 | Other diseases of the alimentary passages                                                     | 62  | 35  | 23  | 2 | 1 | 1   | 1   | 1 | 1 | 1 | 1 | 1 | 1  | 1  | 1  | 1  | 1  | 1 | 1 | 1 | 1 | 1 |
| 32 | Other diseases of the genitourinary system                                                    | 181 | 82  | 99  | 1 | 3 | 1   | 1   | 1 | 1 | 1 | 1 | 1 | 1  | 1  | 1  | 1  | 1  | 1 | 1 | 1 | 1 | 1 |
| 33 | Nephritis                                                                                     | 42  | 30  | 0   | 1 | 1 | 1   | 1   | 1 | 1 | 1 | 1 | 1 | 1  | 1  | 1  | 1  | 1  | 1 | 1 | 1 | 1 | 1 |
| 34 | Other diseases of the urinary and genital systems                                             | 0   | 0   | 0   | 0 | 0 | 0   | 0   | 0 | 0 | 0 | 0 | 0 | 0  | 0  | 0  | 0  | 0  | 0 | 0 | 0 | 0 | 0 |
| 35 | Other diseases of pregnancy, childbirth, and the puerperium                                   | 7   | 1   | 6   | 0 | 0 | 0   | 0   | 0 | 0 | 0 | 0 | 0 | 0  | 0  | 0  | 0  | 0  | 0 | 0 | 0 | 0 | 0 |
| 36 | Diseases of the skin, cellular tissue, bones, and cartilage                                   | 17  | 7   | 10  | 0 | 0 | 0   | 0   | 0 | 0 | 0 | 0 | 0 | 0  | 0  | 0  | 0  | 0  | 0 | 0 | 0 | 0 | 0 |
| 37 | Diseases of movement and ability, premature birth, and diseases due to the first year of life | 101 | 92  | 37  | 0 | 3 | 188 | 100 | 1 | 1 | 1 | 1 | 1 | 1  | 1  | 1  | 1  | 1  | 1 | 1 | 1 | 1 | 1 |
| 38 | Senility, old age                                                                             | 62  | 46  | 14  | 1 | 1 | 1   | 1   | 1 | 1 | 1 | 1 | 1 | 1  | 1  | 1  | 1  | 1  | 1 | 1 | 1 | 1 | 1 |
| 39 | Alcoholism                                                                                    | 1   | 4   | 2   | 1 | 1 | 2   | 2   | 2 | 2 | 2 | 2 | 2 | 2  | 2  | 2  | 2  | 2  | 2 | 2 | 2 | 2 | 2 |
| 40 | Automobile accidents (all motor-driven road vehicles)                                         | 65  | 48  | 17  | 0 | 0 | 0   | 0   | 0 | 0 | 0 | 0 | 0 | 0  | 0  | 0  | 0  | 0  | 0 | 0 | 0 | 0 | 0 |
| 41 | Other violent or accidental deaths (suicide, fire, or automobile accidents excepted)          | 104 | 60  | 40  | 1 | 3 | 5   | 6   | 2 | 3 | 9 | 4 | 8 | 14 | 13 | 11 | 10 | 11 | 4 | 4 | 4 | 4 | 4 |
| 42 | Causes of death undetermined, unknown, or unspecified                                         | 4   | 3   | 1   | 0 | 0 | 0   | 0   | 0 | 0 | 0 | 0 | 0 | 0  | 0  | 0  | 0  | 0  | 0 | 0 | 0 | 0 | 0 |

Population (1940 Census), 360,352.

Total Resident Deaths, 3,207.

Rate per 1,000 Population, 16.6.

TABULATION OF DEATHS IN PASADENA CITY FOR 1941, ACCORDING TO THE ABBRIDGED INTERNATIONAL LIST OF CAUSES OF DEATH

| Abridged International List Number | CAUSE OF DEATH                                                                                        | All Deaths |        | White |        | Colored |        | Age Periods  |               |        |          |          |          |          |          |          |          |          |          |          |             |         |
|------------------------------------|-------------------------------------------------------------------------------------------------------|------------|--------|-------|--------|---------|--------|--------------|---------------|--------|----------|----------|----------|----------|----------|----------|----------|----------|----------|----------|-------------|---------|
|                                    |                                                                                                       | Male       | Female | Male  | Female | Male    | Female | Under 1 year | Under 5 years | 5 to 9 | 10 to 14 | 15 to 19 | 20 to 29 | 30 to 39 | 40 to 44 | 45 to 49 | 50 to 59 | 60 to 69 | 70 to 79 | 80 to 89 | 90 and Over | Unknown |
|                                    |                                                                                                       |            |        |       |        |         |        |              |               |        |          |          |          |          |          |          |          |          |          |          |             |         |
|                                    | ALL CAUSES                                                                                            | 615        | 341    | 250   | 15     | 0       | 32     | 88           | 5             | 6      | 8        | 24       | 18       | 23       | 52       | 133      | 137      | 113      | 10       | 10       |             |         |
| 1                                  | Typhoid and paratyphoid fevers                                                                        | 1          | 1      |       |        |         |        |              |               |        |          |          |          |          |          |          |          |          |          |          |             |         |
| 2                                  | Typhus fever                                                                                          |            |        |       |        |         |        |              |               |        |          |          |          |          |          |          |          |          |          |          |             |         |
| 3                                  | Scarlet fever                                                                                         |            |        |       |        |         |        |              |               |        |          |          |          |          |          |          |          |          |          |          |             |         |
| 4                                  | Whooping cough                                                                                        |            |        |       |        |         |        |              |               |        |          |          |          |          |          |          |          |          |          |          |             |         |
| 5                                  | Diphtheria                                                                                            |            |        |       |        |         |        |              |               |        |          |          |          |          |          |          |          |          |          |          |             |         |
| 6                                  | Trachoma                                                                                              |            |        |       |        |         |        |              |               |        |          |          |          |          |          |          |          |          |          |          |             |         |
| 7                                  | All other forms of the respiratory system                                                             | 28         | 13     | 10    | 3      | 3       | 1      | 1            | 1             | 1      | 0        | 0        | 1        | 1        | 5        | 4        | 4        |          |          |          |             |         |
| 8                                  | Malaria                                                                                               |            |        |       |        |         |        |              |               |        |          |          |          |          |          |          |          |          |          |          |             |         |
| 9                                  | Syphilis                                                                                              | 6          | 4      | 1     | 1      | 1       |        |              |               |        |          |          |          |          | 2        | 1        | 2        | 1        | 1        |          |             |         |
| 10                                 | Chorea                                                                                                |            |        |       |        |         |        |              |               |        |          |          |          |          |          |          |          |          |          |          |             |         |
| 11                                 | Stomach                                                                                               |            |        |       |        |         |        |              |               |        |          |          |          |          |          |          |          |          |          |          |             |         |
| 12                                 | Menstrual                                                                                             |            |        |       |        |         |        |              |               |        |          |          |          |          |          |          |          |          |          |          |             |         |
| 13                                 | Typhus fever                                                                                          | 5          | 3      | 2     |        |         |        |              |               |        |          |          |          |          |          |          |          |          |          |          |             |         |
| 14                                 | Other infectious or parasitic diseases                                                                | 111        | 72     | 37    | 2      |         |        |              |               |        |          |          |          |          | 11       | 31       | 28       | 22       | 5        | 1        |             |         |
| 15                                 | Neoplasms of tumors of unspecified nature                                                             | 7          | 5      | 1     |        |         |        |              |               |        |          |          |          |          |          |          |          |          |          |          |             |         |
| 17                                 | Chronic rheumatism and gout                                                                           |            |        |       |        |         |        |              |               |        |          |          |          |          |          |          |          |          |          |          |             |         |
| 18                                 | Diabetes mellitus                                                                                     | 27         | 0      | 18    |        |         |        |              |               |        |          |          |          |          |          |          |          |          |          |          |             |         |
| 19                                 | Diabetes insipidus                                                                                    | 4          | 3      |       |        |         |        |              |               |        |          |          |          |          |          |          |          |          |          |          |             |         |
| 20                                 | Avian influenza                                                                                       |            |        |       |        |         |        |              |               |        |          |          |          |          |          |          |          |          |          |          |             |         |
| 21                                 | Diseases of the blood, and chronic poisonings of the blood, and chronic poisonings of the spinal cord | 13         | 7      | 5     | 1      |         | 2      | 2            |               |        | 2        |          |          |          |          |          |          |          |          | 3        | 2           |         |
| 22                                 | Intracranial lesions of vascular origin                                                               | 6          | 1      | 1     |        |         |        |              |               |        |          |          |          |          |          |          |          |          |          |          |             |         |
|                                    |                                                                                                       | 61         | 31     | 34    | 2      |         |        |              |               |        |          |          |          |          | 3        | 15       | 23       | 14       | 0        | 1        |             |         |

|    |                                                                                                            |     |    |    |   |  |    |    |   |  |  |  |  |  |  |  |  |  |  |  |  |  |
|----|------------------------------------------------------------------------------------------------------------|-----|----|----|---|--|----|----|---|--|--|--|--|--|--|--|--|--|--|--|--|--|
| 23 | Other diseases of the nervous system and sense organs                                                      | 2   | 1  |    |   |  |    |    |   |  |  |  |  |  |  |  |  |  |  |  |  |  |
| 24 | Diseases of the heart                                                                                      | 142 | 82 | 62 | 1 |  |    |    |   |  |  |  |  |  |  |  |  |  |  |  |  |  |
| 25 | Other diseases of the circulatory system                                                                   | 13  | 8  | 4  |   |  |    |    |   |  |  |  |  |  |  |  |  |  |  |  |  |  |
| 26 | Bronchitis                                                                                                 |     |    |    |   |  |    |    |   |  |  |  |  |  |  |  |  |  |  |  |  |  |
| 27 | Other diseases of the respiratory system                                                                   | 17  | 9  | 7  | 1 |  | 1  | 2  |   |  |  |  |  |  |  |  |  |  |  |  |  |  |
| 28 | Diarrhea and enteritis                                                                                     | 9   | 4  | 1  | 1 |  |    |    |   |  |  |  |  |  |  |  |  |  |  |  |  |  |
| 29 | Appendicitis                                                                                               | 6   | 3  | 2  |   |  |    |    |   |  |  |  |  |  |  |  |  |  |  |  |  |  |
| 30 | Diseases of the liver and biliary passages                                                                 | 10  | 8  | 8  |   |  |    |    |   |  |  |  |  |  |  |  |  |  |  |  |  |  |
| 31 | Other diseases of the digestive system                                                                     | 9   | 2  | 7  |   |  |    |    |   |  |  |  |  |  |  |  |  |  |  |  |  |  |
| 32 | Nephritis                                                                                                  | 25  | 15 | 10 |   |  |    |    |   |  |  |  |  |  |  |  |  |  |  |  |  |  |
| 33 | Other diseases of the urinary and genital systems in relation to pregnancy, childbirth, and the puerperium | 8   | 8  |    |   |  |    |    |   |  |  |  |  |  |  |  |  |  |  |  |  |  |
| 34 | Other diseases of pregnancy, childbirth, and the puerperium                                                |     |    |    |   |  |    |    |   |  |  |  |  |  |  |  |  |  |  |  |  |  |
| 37 | Diseases of the skin, cellular tissue, bones, and cartilage                                                | 1   |    | 1  |   |  |    |    |   |  |  |  |  |  |  |  |  |  |  |  |  |  |
| 38 | Constitutional debility, and debility, post-urethral, and diseases peculiar to the first year of life      |     |    |    |   |  |    |    |   |  |  |  |  |  |  |  |  |  |  |  |  |  |
| 39 | Senility, old age                                                                                          | 20  | 15 | 12 | 2 |  | 27 | 28 | 1 |  |  |  |  |  |  |  |  |  |  |  |  |  |
| 40 | Violent or accidental deaths (excluding homicide, suicide, and accidents excepted)                         | 15  | 12 | 1  |   |  |    |    |   |  |  |  |  |  |  |  |  |  |  |  |  |  |
| 41 | Homicide                                                                                                   | 3   | 2  | 1  |   |  |    |    |   |  |  |  |  |  |  |  |  |  |  |  |  |  |
| 42 | Automobile accidents (all motor-driven road vehicles)                                                      | 11  | 7  | 4  |   |  |    |    |   |  |  |  |  |  |  |  |  |  |  |  |  |  |
| 43 | Other violent or accidental deaths (excluding homicide, suicide, and accidents excepted)                   | 4   | 5  | 1  |   |  |    |    |   |  |  |  |  |  |  |  |  |  |  |  |  |  |
| 44 | Causes of death ill-defined, unknown, or unspecified                                                       | 24  | 11 | 13 |   |  |    |    |   |  |  |  |  |  |  |  |  |  |  |  |  |  |
|    |                                                                                                            | 1   |    | 1  |   |  |    |    |   |  |  |  |  |  |  |  |  |  |  |  |  |  |

Population (1940 Census), 61,394.

Total Resident Deaths, 618.

Rate per 1,000 Population, 10.0.



TABULATION OF DEATHS IN PATERSON FOR 1941, ACCORDING TO THE ABRIDGED INTERNATIONAL LIST OF CAUSES OF DEATH

| Abridged International List Number | CAUSE OF DEATH                                          | All Deaths |        | White |        | Colored |        | Age Periods  |               |        |          |          |          |          |          |          |          |          |          |             |         |  |
|------------------------------------|---------------------------------------------------------|------------|--------|-------|--------|---------|--------|--------------|---------------|--------|----------|----------|----------|----------|----------|----------|----------|----------|----------|-------------|---------|--|
|                                    |                                                         |            |        |       |        |         |        |              |               |        |          |          |          |          |          |          |          |          |          |             |         |  |
|                                    |                                                         | Male       | Female | Male  | Female | Male    | Female | Under 1 year | Under 5 years | 5 to 9 | 10 to 14 | 15 to 19 | 20 to 29 | 30 to 39 | 40 to 49 | 50 to 59 | 60 to 69 | 70 to 79 | 80 to 89 | 90 and Over | Unknown |  |
| 1052                               | ALL CAUSES                                              | 860        | 750    | 31    | 42     | 108     | 116    | 8            | 30            | 70     | 85       | 87       | 260      | 386      | 401      | 197      | 27       |          |          |             |         |  |
| 1                                  | Typhoid and paratyphoid fevers                          |            |        |       |        |         |        |              |               |        |          |          |          |          |          |          |          |          |          |             |         |  |
| 2                                  | Plague                                                  |            |        |       |        |         |        |              |               |        |          |          |          |          |          |          |          |          |          |             |         |  |
| 3                                  | Scarlet fever                                           |            |        |       |        |         |        |              |               |        |          |          |          |          |          |          |          |          |          |             |         |  |
| 4                                  | Diphtheria                                              |            |        |       |        |         |        |              |               |        |          |          |          |          |          |          |          |          |          |             |         |  |
| 5                                  | Diphtheria with cough                                   |            |        |       |        |         |        |              |               |        |          |          |          |          |          |          |          |          |          |             |         |  |
| 6                                  | Whooping cough                                          |            |        |       |        |         |        |              |               |        |          |          |          |          |          |          |          |          |          |             |         |  |
| 7                                  | Whooping cough with pneumonia                           |            |        |       |        |         |        |              |               |        |          |          |          |          |          |          |          |          |          |             |         |  |
| 8                                  | Tuberculosis of the respiratory system                  |            |        |       |        |         |        |              |               |        |          |          |          |          |          |          |          |          |          |             |         |  |
| 9                                  | All other forms of tuberculosis                         |            |        |       |        |         |        |              |               |        |          |          |          |          |          |          |          |          |          |             |         |  |
| 10                                 | Scalds                                                  |            |        |       |        |         |        |              |               |        |          |          |          |          |          |          |          |          |          |             |         |  |
| 11                                 | Measles                                                 |            |        |       |        |         |        |              |               |        |          |          |          |          |          |          |          |          |          |             |         |  |
| 12                                 | Scarlet fever                                           |            |        |       |        |         |        |              |               |        |          |          |          |          |          |          |          |          |          |             |         |  |
| 13                                 | Diphtheria                                              |            |        |       |        |         |        |              |               |        |          |          |          |          |          |          |          |          |          |             |         |  |
| 14                                 | Whooping cough                                          |            |        |       |        |         |        |              |               |        |          |          |          |          |          |          |          |          |          |             |         |  |
| 15                                 | Other diseases of the respiratory system                |            |        |       |        |         |        |              |               |        |          |          |          |          |          |          |          |          |          |             |         |  |
| 16                                 | Cancer and other malignant tumors of unspecified nature |            |        |       |        |         |        |              |               |        |          |          |          |          |          |          |          |          |          |             |         |  |
| 17                                 | Cancer of the mouth and pharynx                         |            |        |       |        |         |        |              |               |        |          |          |          |          |          |          |          |          |          |             |         |  |
| 18                                 | Cancer of the stomach and intestines                    |            |        |       |        |         |        |              |               |        |          |          |          |          |          |          |          |          |          |             |         |  |
| 19                                 | Cancer of the lungs and bronchi                         |            |        |       |        |         |        |              |               |        |          |          |          |          |          |          |          |          |          |             |         |  |
| 20                                 | Cancer of the bladder                                   |            |        |       |        |         |        |              |               |        |          |          |          |          |          |          |          |          |          |             |         |  |
| 21                                 | Cancer of the prostate gland                            |            |        |       |        |         |        |              |               |        |          |          |          |          |          |          |          |          |          |             |         |  |
| 22                                 | Intracranial lesions of vascular origin                 |            |        |       |        |         |        |              |               |        |          |          |          |          |          |          |          |          |          |             |         |  |

|    |                                                                                           |     |     |    |   |   |    |    |   |    |    |    |   |    |     |    |   |   |   |   |   |   |
|----|-------------------------------------------------------------------------------------------|-----|-----|----|---|---|----|----|---|----|----|----|---|----|-----|----|---|---|---|---|---|---|
| 23 | Other diseases of the nervous system and sense organs of the head                         | 17  | 13  | 3  |   | 1 | 1  | 2  | 1 | 1  | 1  | 1  | 1 | 1  | 1   | 1  | 1 | 1 | 1 | 1 | 1 | 1 |
| 24 | Other diseases of the heart                                                               | 621 | 274 | 8  | 9 | 1 | 1  | 1  | 6 | 13 | 11 | 23 | 9 | 4  | 188 | 80 | 6 |   |   |   |   |   |
| 25 | Other diseases of the circulatory system                                                  | 43  | 18  | 1  | 1 |   |    |    |   |    |    |    |   |    |     |    |   |   |   |   |   |   |
| 26 | Bronchitis                                                                                | 89  | 31  | 1  | 1 | 1 | 1  | 1  | 1 | 1  | 1  | 1  | 1 | 1  | 1   | 1  | 1 | 1 | 1 | 1 | 1 |   |
| 27 | Pneumonia and bronchopneumonia                                                            | 89  | 31  | 1  | 1 | 1 | 1  | 1  | 1 | 1  | 1  | 1  | 1 | 1  | 1   | 1  | 1 | 1 | 1 | 1 | 1 |   |
| 28 | Other diseases of the respiratory system                                                  | 12  | 9   | 3  | 3 | 1 | 1  | 1  | 1 | 1  | 1  | 1  | 1 | 1  | 1   | 1  | 1 | 1 | 1 | 1 | 1 |   |
| 29 | Appendicitis                                                                              | 8   | 5   | 2  | 2 | 1 | 1  | 1  | 1 | 1  | 1  | 1  | 1 | 1  | 1   | 1  | 1 | 1 | 1 | 1 | 1 |   |
| 30 | Amoebic dysentery                                                                         | 1   | 1   | 1  | 1 | 1 | 1  | 1  | 1 | 1  | 1  | 1  | 1 | 1  | 1   | 1  | 1 | 1 | 1 | 1 | 1 |   |
| 31 | Diseases of the liver and biliary passages                                                | 8   | 5   | 2  | 2 | 1 | 1  | 1  | 1 | 1  | 1  | 1  | 1 | 1  | 1   | 1  | 1 | 1 | 1 | 1 | 1 |   |
| 32 | Other diseases of the digestive system                                                    | 28  | 20  | 7  | 7 | 1 | 1  | 1  | 1 | 1  | 1  | 1  | 1 | 1  | 1   | 1  | 1 | 1 | 1 | 1 | 1 |   |
| 33 | Nephritis                                                                                 | 91  | 36  | 51 | 1 | 3 | 1  | 1  | 5 | 2  | 2  | 1  | 8 | 10 | 23  | 28 | 9 | 2 |   |   |   |   |
| 34 | Other diseases of the urinary and genital systems                                         | 21  | 16  | 4  | 1 | 1 | 1  | 1  | 1 | 1  | 1  | 1  | 1 | 1  | 1   | 1  | 1 | 1 | 1 | 1 | 1 |   |
| 35 | Puerperal infection                                                                       |     |     |    |   |   |    |    |   |    |    |    |   |    |     |    |   |   |   |   |   |   |
| 36 | Other diseases of pregnancy, childbirth, and the puerperium                               | 2   |     |    |   |   |    |    |   |    |    |    |   |    |     |    |   |   |   |   |   |   |
| 37 | Diseases of muscles, cellular tissue, bones, and cartilage                                |     |     |    |   |   |    |    |   |    |    |    |   |    |     |    |   |   |   |   |   |   |
| 38 | Concussional injuries and diseases of the head and neck                                   |     |     |    |   |   |    |    |   |    |    |    |   |    |     |    |   |   |   |   |   |   |
| 39 | Scalds and burns                                                                          | 74  | 45  | 20 | 6 | 3 | 73 | 74 |   |    |    |    |   |    |     |    |   |   |   |   |   |   |
| 40 | Scalds of the face                                                                        | 6   | 3   | 3  | 3 | 1 | 1  | 1  |   |    |    |    |   |    |     |    |   |   |   |   |   |   |
| 41 | Scalds of the chest                                                                       | 22  | 15  | 1  | 1 | 1 | 1  | 1  |   |    |    |    |   |    |     |    |   |   |   |   |   |   |
| 42 | Automobile accidents (all motor-driven road vehicles)                                     | 27  | 19  | 8  |   |   |    |    |   |    |    |    |   |    |     |    |   |   |   |   |   |   |
| 43 | Other violent or accidental deaths (suicide, homicide, and automobile accidents excepted) | 51  | 28  | 10 | 1 | 3 | 2  | 1  | 1 | 2  | 3  | 2  | 2 | 5  | 2   | 0  | 1 |   |   |   |   |   |
| 44 | Causes of death ill-defined, unknown, or unspecified                                      | 2   | 2   |    |   |   |    |    |   |    |    |    |   |    |     |    |   |   |   |   |   |   |

Population (1940 Census), 139,056.

Total Resident Deaths, 1,602.

Rate per 1,000 Population, 11.9.

DEPARTMENT OF HEALTH

TABULATION OF DEATHS IN SALEM COUNTY FOR 1941, ACCORDING TO THE ABRIDGED INTERNATIONAL LIST OF CAUSES OF DEATH

| Abridged International List Number | CAUSE OF DEATH                                                                   | All Deaths |     | White |    | Colored |    | Age Periods  |               |        |          |          |          |          |          |          |          |          |          |          |             |         |
|------------------------------------|----------------------------------------------------------------------------------|------------|-----|-------|----|---------|----|--------------|---------------|--------|----------|----------|----------|----------|----------|----------|----------|----------|----------|----------|-------------|---------|
|                                    |                                                                                  |            |     | Male  |    | Female  |    | Under 1 year | Under 5 years | 5 to 9 | 10 to 14 | 15 to 19 | 20 to 29 | 30 to 39 | 40 to 44 | 45 to 49 | 50 to 59 | 60 to 69 | 70 to 79 | 80 to 89 | 90 and Over | Unknown |
|                                    |                                                                                  | 502        | 177 | 46    | 33 | 53      | 62 | 2            | 2             | 2      | 6        | 18       | 24       | 28       | 10       | 75       | 07       | 110      | 57       | 4        |             |         |
| 1                                  | Typhoid and paratyphoid fevers .....                                             |            |     |       |    |         |    |              |               |        |          |          |          |          |          |          |          |          |          |          |             |         |
| 2                                  | Scarlet fever .....                                                              |            |     |       |    |         |    |              |               |        |          |          |          |          |          |          |          |          |          |          |             |         |
| 3                                  | Whooping cough .....                                                             |            |     |       |    |         |    |              |               |        |          |          |          |          |          |          |          |          |          |          |             |         |
| 4                                  | Diphtheria .....                                                                 |            |     |       |    |         |    |              |               |        |          |          |          |          |          |          |          |          |          |          |             |         |
| 5                                  | Suberculosis of the respiratory system .....                                     | 10         | 7   | 9     | 4  | 2       | 4  | 2            | 4             | 1      | 1        | 1        | 1        | 1        | 1        | 1        | 1        | 1        | 1        | 1        | 1           | 1       |
| 6                                  | All other forms of tuberculosis .....                                            | 1          |     |       |    |         |    |              |               |        |          |          |          |          |          |          |          |          |          |          |             |         |
| 8                                  | Malaria .....                                                                    |            |     |       |    |         |    |              |               |        |          |          |          |          |          |          |          |          |          |          |             |         |
| 9                                  | Syphilis .....                                                                   | 10         | 6   | 9     | 1  | 1       | 1  | 1            | 1             | 1      | 1        | 1        | 1        | 1        | 1        | 1        | 1        | 1        | 1        | 1        | 1           | 1       |
| 10                                 | Infuenza .....                                                                   | 11         | 6   | 6     | 1  | 1       | 1  | 1            | 1             | 1      | 1        | 1        | 1        | 1        | 1        | 1        | 1        | 1        | 1        | 1        | 1           | 1       |
| 11                                 | Measles .....                                                                    |            |     |       |    |         |    |              |               |        |          |          |          |          |          |          |          |          |          |          |             |         |
| 12                                 | Scarlet fever .....                                                              | 1          |     |       |    |         |    |              |               |        |          |          |          |          |          |          |          |          |          |          |             |         |
| 13                                 | Typhus fever .....                                                               |            |     |       |    |         |    |              |               |        |          |          |          |          |          |          |          |          |          |          |             |         |
| 14                                 | Other infectious or parasitic diseases .....                                     | 35         | 23  | 2     | 8  | 1       | 1  | 1            | 1             | 1      | 1        | 1        | 1        | 1        | 1        | 1        | 1        | 1        | 1        | 1        | 1           | 1       |
| 15                                 | Cancer and other malignant tumors .....                                          | 3          |     |       |    |         |    |              |               |        |          |          |          |          |          |          |          |          |          |          |             |         |
| 16                                 | Benign tumors or tumors of unspecified nature .....                              | 15         | 4   | 10    | 1  | 1       | 1  | 1            | 1             | 1      | 1        | 1        | 1        | 1        | 1        | 1        | 1        | 1        | 1        | 1        | 1           | 1       |
| 17                                 | Chronic rheumatism and gout .....                                                | 2          |     |       |    |         |    |              |               |        |          |          |          |          |          |          |          |          |          |          |             |         |
| 18                                 | Diabetes mellitus .....                                                          | 3          |     |       |    |         |    |              |               |        |          |          |          |          |          |          |          |          |          |          |             |         |
| 19                                 | Disease of acute alcoholism .....                                                | 1          |     |       |    |         |    |              |               |        |          |          |          |          |          |          |          |          |          |          |             |         |
| 20                                 | Aneurysm, dissection of aorta, diseases of the blood, and chronic diseases ..... | 6          | 3   | 3     | 1  | 1       | 1  | 1            | 1             | 1      | 1        | 1        | 1        | 1        | 1        | 1        | 1        | 1        | 1        | 1        | 1           | 1       |
| 21                                 | Menigitis (nonmeningococcal) and diseases of the spinal cord .....               | 4          | 2   | 2     | 1  | 1       | 1  | 1            | 1             | 1      | 1        | 1        | 1        | 1        | 1        | 1        | 1        | 1        | 1        | 1        | 1           | 1       |
| 22                                 | Intracranial lesions of vascular origin .....                                    | 53         | 27  | 26    | 8  | 6       | 1  | 1            | 1             | 1      | 1        | 1        | 1        | 1        | 1        | 1        | 1        | 1        | 1        | 1        | 1           | 1       |

|    |                                                                                                                  |     |    |    |   |    |    |    |   |   |   |   |   |   |   |   |   |   |   |   |   |   |  |
|----|------------------------------------------------------------------------------------------------------------------|-----|----|----|---|----|----|----|---|---|---|---|---|---|---|---|---|---|---|---|---|---|--|
| 23 | Other diseases of the nervous system and sense organs .....                                                      | 3   |    |    |   |    |    |    |   |   |   |   |   |   |   |   |   |   |   |   |   |   |  |
| 24 | Diseases of the heart .....                                                                                      | 129 | 74 | 5  | 5 | 5  | 5  | 5  | 5 | 5 | 5 | 5 | 5 | 5 | 5 | 5 | 5 | 5 | 5 | 5 | 5 | 5 |  |
| 25 | Brain diseases of the circulatory system .....                                                                   | 1   | 1  | 1  | 1 | 1  | 1  | 1  | 1 | 1 | 1 | 1 | 1 | 1 | 1 | 1 | 1 | 1 | 1 | 1 | 1 | 1 |  |
| 26 | Brucellosis and brucellose .....                                                                                 | 20  | 12 | 8  | 3 | 11 | 14 | 4  |   |   |   |   |   |   |   |   |   |   |   |   |   |   |  |
| 27 | Etiomonia and bronchopneumonia .....                                                                             | 3   | 1  | 1  | 1 | 1  | 1  | 1  | 1 | 1 | 1 | 1 | 1 | 1 | 1 | 1 | 1 | 1 | 1 | 1 | 1 | 1 |  |
| 28 | Other diseases of the respiratory system .....                                                                   | 5   | 4  | 1  | 2 | 3  | 3  | 1  | 1 | 1 | 1 | 1 | 1 | 1 | 1 | 1 | 1 | 1 | 1 | 1 | 1 | 1 |  |
| 29 | Diarrhea and enteritis .....                                                                                     | 2   |    |    |   |    |    |    |   |   |   |   |   |   |   |   |   |   |   |   |   |   |  |
| 30 | Diseases of the liver and biliary passages .....                                                                 | 8   | 5  | 2  | 1 | 1  | 1  | 1  | 1 | 1 | 1 | 1 | 1 | 1 | 1 | 1 | 1 | 1 | 1 | 1 | 1 | 1 |  |
| 31 | Other diseases of the digestive system .....                                                                     | 34  | 13 | 13 | 6 | 2  | 4  | 1  | 1 | 1 | 1 | 1 | 1 | 1 | 1 | 1 | 1 | 1 | 1 | 1 | 1 | 1 |  |
| 32 | Nephritis .....                                                                                                  | 4   | 4  | 1  | 1 | 1  | 1  | 1  | 1 | 1 | 1 | 1 | 1 | 1 | 1 | 1 | 1 | 1 | 1 | 1 | 1 | 1 |  |
| 33 | Other diseases of the urinary and genital systems .....                                                          | 1   |    |    |   |    |    |    |   |   |   |   |   |   |   |   |   |   |   |   |   |   |  |
| 34 | Puerperal infection .....                                                                                        | 1   |    |    |   |    |    |    |   |   |   |   |   |   |   |   |   |   |   |   |   |   |  |
| 35 | Other diseases of pregnancy, childbirth, and the puerperium .....                                                | 3   |    |    |   |    |    |    |   |   |   |   |   |   |   |   |   |   |   |   |   |   |  |
| 36 | Diseases of the reproductive tissues, bones, and accessory organs .....                                          | 3   | 1  | 1  | 1 | 1  | 1  | 1  | 1 | 1 | 1 | 1 | 1 | 1 | 1 | 1 | 1 | 1 | 1 | 1 | 1 | 1 |  |
| 37 | Other diseases of the muscular system .....                                                                      | 31  | 18 | 8  | 4 | 1  | 31 | 31 | 2 | 2 | 2 | 2 | 2 | 2 | 2 | 2 | 2 | 2 | 2 | 2 | 2 | 2 |  |
| 38 | Congenital malformations and deformities, premature birth, and diseases peculiar to the first year of life ..... | 2   |    |    |   |    |    |    |   |   |   |   |   |   |   |   |   |   |   |   |   |   |  |
| 39 | Socially, old age .....                                                                                          | 4   |    |    |   |    |    |    |   |   |   |   |   |   |   |   |   |   |   |   |   |   |  |
| 40 | Socially .....                                                                                                   | 2   |    |    |   |    |    |    |   |   |   |   |   |   |   |   |   |   |   |   |   |   |  |
| 41 | Homeotic .....                                                                                                   | 24  | 17 | 2  | 4 | 1  | 1  | 1  | 1 | 1 | 1 | 1 | 1 | 1 | 1 | 1 | 1 | 1 | 1 | 1 | 1 | 1 |  |
| 42 | Automobile accidents (all motor-driven road vehicles) .....                                                      | 22  | 10 | 8  | 5 | 1  | 1  | 1  | 1 | 1 | 1 | 1 | 1 | 1 | 1 | 1 | 1 | 1 | 1 | 1 | 1 | 1 |  |
| 43 | Other accidents or accidental deaths (excluding homicide, and automobile accidents excepted) .....               |     |    |    |   |    |    |    |   |   |   |   |   |   |   |   |   |   |   |   |   |   |  |
| 44 | Causes of death ill-defined, unknown, or unspecified .....                                                       |     |    |    |   |    |    |    |   |   |   |   |   |   |   |   |   |   |   |   |   |   |  |

Population (1940 Census), 42,274.

Total Resident Deaths, 592.

Rate per 1,000 Population, 11.0.

TABULATION OF DEATHS IN SOMERSET COUNTY FOR 1941, ACCORDING TO THE ABRIDGED INTERNATIONAL LIST OF CAUSES OF DEATH

| Abridged International List Numbers | CAUSE OF DEATH                                                                      | All Deaths |        | White |        | Colored |        | Age Periods  |               |        |          |          |          |          |          |          |          |          |          |          |             |         |
|-------------------------------------|-------------------------------------------------------------------------------------|------------|--------|-------|--------|---------|--------|--------------|---------------|--------|----------|----------|----------|----------|----------|----------|----------|----------|----------|----------|-------------|---------|
|                                     |                                                                                     |            |        |       |        |         |        |              |               |        |          |          |          |          |          |          |          |          |          |          |             |         |
|                                     |                                                                                     | Male       | Female | Male  | Female | Male    | Female | Under 1 year | Under 5 years | 5 to 9 | 10 to 14 | 15 to 19 | 20 to 29 | 30 to 39 | 40 to 44 | 45 to 49 | 50 to 59 | 60 to 69 | 70 to 79 | 80 to 89 | 90 and Over | Unknown |
| 1                                   | ALL CAUSES                                                                          | 778        | 309    | 355   | 13     | 11      | 35     | 43           | 5             | 8      | 9        | 17       | 35       | 32       | 56       | 119      | 155      | 101      | 68       | 15       |             |         |
| 2                                   | Typhoid and paratyphoid fevers                                                      |            |        |       |        |         |        |              |               |        |          |          |          |          |          |          |          |          |          |          |             |         |
| 3                                   | Plague                                                                              |            |        |       |        |         |        |              |               |        |          |          |          |          |          |          |          |          |          |          |             |         |
| 4                                   | Septic fever                                                                        |            |        |       |        |         |        |              |               |        |          |          |          |          |          |          |          |          |          |          |             |         |
| 5                                   | Diphtheria                                                                          | 1          |        |       |        |         |        |              |               |        |          |          |          |          |          |          |          |          |          |          |             |         |
| 6                                   | Tuberculosis of the respiratory system                                              |            |        |       |        |         |        |              |               |        |          |          |          |          |          |          |          |          |          |          |             |         |
| 7                                   | All other forms of tuberculosis                                                     | 23         | 12     | 8     | 2      | 1       | 1      | 1            | 1             | 1      | 1        | 1        | 3        | 1        | 2        | 7        | 4        | 1        |          |          |             |         |
| 8                                   | Syphilis                                                                            | 1          | 1      |       |        |         |        |              |               |        |          |          |          |          |          |          |          |          |          |          |             |         |
| 9                                   | Scabies                                                                             | 1          | 1      |       |        |         |        |              |               |        |          |          |          |          |          |          |          |          |          |          |             |         |
| 10                                  | Smallpox                                                                            |            |        |       |        |         |        |              |               |        |          |          |          |          |          |          |          |          |          |          |             |         |
| 11                                  | Measles                                                                             | 1          | 1      |       |        |         |        |              |               |        |          |          |          |          |          |          |          |          |          |          |             |         |
| 12                                  | Whooping cough                                                                      |            |        |       |        |         |        |              |               |        |          |          |          |          |          |          |          |          |          |          |             |         |
| 13                                  | Cholera                                                                             |            |        |       |        |         |        |              |               |        |          |          |          |          |          |          |          |          |          |          |             |         |
| 14                                  | Other infectious parasitic diseases                                                 | 4          | 3      | 1     |        |         |        |              |               |        |          |          |          |          |          |          |          |          |          |          |             |         |
| 15                                  | Cancer and other malignant neoplasms                                                | 101        | 40     | 58    | 2      | 1       | 1      | 1            | 1             | 1      | 1        | 4        | 4        | 10       | 20       | 31       | 24       | 6        | 1        |          |             |         |
| 16                                  | Nonmalignant tumors or tumors of unspecified nature                                 | 3          | 3      |       |        |         |        |              |               |        |          |          |          |          |          |          |          |          |          |          |             |         |
| 17                                  | Chorea, chorea minor and goit                                                       |            |        |       |        |         |        |              |               |        |          |          |          |          |          |          |          |          |          |          |             |         |
| 18                                  | Diabetes mellitus                                                                   | 3          | 3      |       |        |         |        |              |               |        |          |          |          |          |          |          |          |          |          |          |             |         |
| 19                                  | Chronic or acute alcoholism                                                         | 16         | 7      | 20    |        |         |        |              |               |        |          |          |          |          |          |          |          |          |          |          |             |         |
| 20                                  | Avitaminoses, other general diseases, diseases of the blood, and chronic poisonings | 3          | 2      | 1     |        |         |        |              |               |        |          |          |          |          |          |          |          |          |          |          |             |         |
| 21                                  | Menstrual disorders and diseases of the uterine and appendageal organs              | 18         | 11     | 7     |        |         |        |              |               |        |          |          |          |          |          |          |          |          |          |          |             |         |
| 22                                  | Intracranial lesions of vascular origin                                             | 6          | 3      | 3     |        |         |        |              |               |        |          |          |          |          |          |          |          |          |          |          |             |         |
|                                     |                                                                                     | 75         | 36     | 36    |        |         |        |              |               |        |          |          |          |          |          |          |          |          |          |          |             |         |

|    |                                                                                                            |     |     |    |   |    |    |   |   |   |   |   |   |    |    |    |    |    |   |   |   |   |
|----|------------------------------------------------------------------------------------------------------------|-----|-----|----|---|----|----|---|---|---|---|---|---|----|----|----|----|----|---|---|---|---|
| 23 | Other diseases of the nervous system and sense organs                                                      | 5   |     |    |   |    |    |   |   |   |   |   |   |    |    |    |    |    |   |   |   |   |
| 24 | Diseases of the heart                                                                                      | 280 | 129 | 96 | 4 | 4  | 1  | 1 | 1 | 1 | 1 | 6 | 6 | 13 | 31 | 69 | 66 | 38 | 1 | 1 | 1 | 1 |
| 25 | Diseases of the circulatory system                                                                         | 19  | 7   | 2  |   |    |    |   |   |   |   |   |   |    |    |    |    |    |   |   |   |   |
| 26 | Influenza and bronchopneumonia                                                                             | 3   | 3   |    |   |    |    |   |   |   |   |   |   |    |    |    |    |    |   |   |   |   |
| 27 | Other diseases of the respiratory system                                                                   | 3   | 10  | 15 | 1 | 3  | 1  | 3 | 1 | 1 | 1 | 1 | 1 | 5  | 4  | 2  | 1  | 0  | 5 | 3 |   |   |
| 28 | Diarrhea and enteritis                                                                                     | 2   | 2   |    |   |    |    |   |   |   |   |   |   |    |    |    |    |    |   |   |   |   |
| 29 | Dysentery                                                                                                  | 10  | 6   | 4  |   |    |    |   |   |   |   |   |   |    |    |    |    |    |   |   |   |   |
| 30 | Diseases of the liver and biliary passages                                                                 | 9   | 5   | 4  |   |    |    |   |   |   |   |   |   |    |    |    |    |    |   |   |   |   |
| 31 | Diseases of the pancreas                                                                                   | 3   | 3   |    |   |    |    |   |   |   |   |   |   |    |    |    |    |    |   |   |   |   |
| 32 | Other diseases of the digestive system                                                                     | 48  | 22  | 26 |   |    |    |   |   |   |   |   |   |    |    |    |    |    |   |   |   |   |
| 33 | Nephritis                                                                                                  |     |     |    |   |    |    |   |   |   |   |   |   |    |    |    |    |    |   |   |   |   |
| 34 | Other diseases of the urinary and genital organs                                                           | 10  | 10  |    |   |    |    |   |   |   |   |   |   |    |    |    |    |    |   |   |   |   |
| 35 | Puerperal infection                                                                                        | 1   |     |    |   |    |    |   |   |   |   |   |   |    |    |    |    |    |   |   |   |   |
| 36 | Other diseases of pregnancy, childbirth, and the puerperium                                                | 1   |     |    |   |    |    |   |   |   |   |   |   |    |    |    |    |    |   |   |   |   |
| 37 | Diseases of the skin, cellular tissue, bones, and joints                                                   | 1   |     |    |   |    |    |   |   |   |   |   |   |    |    |    |    |    |   |   |   |   |
| 38 | Congenital malformations and deformities present at birth, and diseases peculiar to the first year of life |     |     |    |   |    |    |   |   |   |   |   |   |    |    |    |    |    |   |   |   |   |
| 39 | Senility, old age                                                                                          | 27  | 16  | 9  | 2 | 27 | 27 |   |   |   |   |   |   |    |    |    |    |    |   |   |   |   |
| 40 | Self-inflicted injuries                                                                                    | 10  | 3   | 7  |   |    |    |   |   |   |   |   |   |    |    |    |    |    |   |   |   |   |
| 41 | Homicide                                                                                                   | 18  | 13  | 3  |   |    |    |   |   |   |   |   |   |    |    |    |    |    |   |   |   |   |
| 42 | Automobile accidents (all motor-driven road vehicles)                                                      | 3   | 1   | 2  |   |    |    |   |   |   |   |   |   |    |    |    |    |    |   |   |   |   |
| 43 | Other violent or accidental deaths (suicide, other violent deaths, deaths from accidents excepted)         | 24  | 18  | 6  |   |    |    |   |   |   |   |   |   |    |    |    |    |    |   |   |   |   |
| 44 | Causes of death ill-defined, unknown, or unspecified                                                       | 37  | 18  | 16 | 1 |    |    |   |   |   |   |   |   |    |    |    |    |    |   |   |   |   |
|    |                                                                                                            | 1   | 1   |    |   |    |    |   |   |   |   |   |   |    |    |    |    |    |   |   |   |   |

Population (1940 Census), 74,300.

Total Resident Deaths, 778.

Rate per 1,000 Population, 10.5.





TABULATION OF DEATHS IN ELIZABETH FOR 1941, ACCORDING TO THE ABRIDGED INTERNATIONAL LIST OF CAUSES OF DEATH

Table with columns: Cause of Death, Abridged International List Number, All Deaths, White (Male/Female), Colored (Male/Female), Age Periods (Under 1 year, Under 5 years, 5 to 9, 10 to 14, 15 to 19, 20 to 29, 30 to 39, 40 to 44, 45 to 49, 50 to 59, 60 to 69, 70 to 79, 80 to 89, 90 and Over), Unknown.

Continuation of the table from page 298, containing causes of death from 23 to 44, including categories like 'Other diseases of the nervous system', 'Diseases of the heart', and 'Accidental deaths'.

Rate per 1,000 Population, 10.2. Total Resident Deaths, 1,122. Population (1940 Census), 109,912.

TABULATION OF DEATHS IN WARREN COUNTY FOR 1941, ACCORDING TO THE ABRIDGED INTERNATIONAL LIST OF CAUSES OF DEATH

| Abridged International List Number | CAUSE OF DEATH                                                                      | All Deaths |        | Cohort  |        | Age Periods  |        |               |        |        |          |          |          |          |          |          |          |          |          |          |             |         |
|------------------------------------|-------------------------------------------------------------------------------------|------------|--------|---------|--------|--------------|--------|---------------|--------|--------|----------|----------|----------|----------|----------|----------|----------|----------|----------|----------|-------------|---------|
|                                    |                                                                                     | White      |        | Colored |        | Under 1 year |        | Under 5 years |        | 5 to 9 | 10 to 14 | 15 to 19 | 20 to 29 | 30 to 39 | 40 to 44 | 45 to 49 | 50 to 59 | 60 to 69 | 70 to 79 | 80 to 89 | 90 and Over | Unknown |
|                                    |                                                                                     | Male       | Female | Male    | Female | Male         | Female | Male          | Female | Male   | Female   | Male     | Female   | Male     | Female   | Male     | Female   | Male     | Female   | Male     | Female      |         |
| 1                                  | ALL CAUSES                                                                          | 628        | 281    | 6       | 8      | 23           | 20     | 2             | 4      | 7      | 15       | 21       | 18       | 27       | 90       | 147      | 139      | 113      | 16       |          |             |         |
| 1                                  | Typhoid and paratyphoid fevers                                                      | 1          | 1      |         |        |              |        |               |        |        |          |          |          |          |          |          |          |          |          |          |             |         |
| 2                                  | Plague                                                                              |            |        |         |        |              |        |               |        |        |          |          |          |          |          |          |          |          |          |          |             |         |
| 3                                  | Scarlet fever                                                                       |            |        |         |        |              |        |               |        |        |          |          |          |          |          |          |          |          |          |          |             |         |
| 4                                  | Diphtheria                                                                          |            |        |         |        |              |        |               |        |        |          |          |          |          |          |          |          |          |          |          |             |         |
| 5                                  | Whooping cough                                                                      |            |        |         |        |              |        |               |        |        |          |          |          |          |          |          |          |          |          |          |             |         |
| 6                                  | Tuberculosis of the respiratory system                                              | 20         | 7      | 2       | 1      | 1            | 1      | 1             | 2      | 6      | 4        | 1        | 2        | 3        | 4        | 4        |          |          |          |          |             |         |
| 7                                  | All other forms of tuberculosis                                                     | 1          |        |         |        |              |        |               |        |        |          |          |          |          |          |          |          |          |          |          |             |         |
| 8                                  | Malaria                                                                             |            |        |         |        |              |        |               |        |        |          |          |          |          |          |          |          |          |          |          |             |         |
| 9                                  | Syphilis                                                                            | 8          | 5      | 3       | 1      | 1            | 1      | 1             | 2      |        |          |          |          |          |          |          |          |          |          |          |             |         |
| 10                                 | Smallpox                                                                            |            |        |         |        |              |        |               |        |        |          |          |          |          |          |          |          |          |          |          |             |         |
| 11                                 | Measles                                                                             | 1          | 1      |         |        |              |        |               |        |        |          |          |          |          |          |          |          |          |          |          |             |         |
| 12                                 | Typhus fever                                                                        |            |        |         |        |              |        |               |        |        |          |          |          |          |          |          |          |          |          |          |             |         |
| 13                                 | Other infectious or parasitic diseases                                              | 3          | 1      | 2       | 1      | 1            | 1      | 1             |        |        |          |          |          |          |          |          |          |          |          |          |             |         |
| 14                                 | Communicable diseases                                                               | 7          | 3      | 2       | 1      | 2            | 2      | 2             |        |        |          |          |          |          |          |          |          |          |          |          |             |         |
| 15                                 | Communicable diseases of unspecified nature                                         | 1          | 1      |         |        |              |        |               |        |        |          |          |          |          |          |          |          |          |          |          |             |         |
| 16                                 | Nonmalignant tumors or tumors of unspecified nature                                 | 21         | 22     | 1       | 1      | 1            | 1      | 1             | 1      | 1      | 1        | 1        | 1        | 1        | 1        | 1        | 1        | 1        | 1        | 1        | 1           |         |
| 17                                 | Chronic rheumatism and gout                                                         | 2          | 5      |         |        |              |        |               |        |        |          |          |          |          |          |          |          |          |          |          |             |         |
| 18                                 | Diphtheria                                                                          | 1          | 1      |         |        |              |        |               |        |        |          |          |          |          |          |          |          |          |          |          |             |         |
| 19                                 | Chronic or acute alcoholism                                                         | 27         | 6      | 21      | 1      | 1            | 1      | 1             | 1      | 1      | 1        | 1        | 1        | 1        | 1        | 1        | 1        | 1        | 1        | 1        | 1           |         |
| 20                                 | Avitaminoses, other general diseases, diseases of the blood, and chronic poisonings | 1          | 1      |         |        |              |        |               |        |        |          |          |          |          |          |          |          |          |          |          |             |         |
| 21                                 | Meningitis (meningococcal) and diseases of the meninges                             | 13         | 0      | 7       | 2      | 2            | 2      | 2             | 1      | 1      | 1        | 1        | 1        | 1        | 1        | 1        | 1        | 1        | 1        | 1        | 1           |         |
| 22                                 | Intracranial lesions of vascular origin                                             | 4          | 2      | 1       | 1      | 1            | 1      | 1             | 1      | 1      | 1        | 1        | 1        | 1        | 1        | 1        | 1        | 1        | 1        | 1        | 1           |         |
|                                    |                                                                                     | 50         | 18     | 31      | 1      | 1            | 1      | 1             | 1      | 1      | 1        | 1        | 1        | 1        | 1        | 1        | 1        | 1        | 1        | 1        | 1           |         |

|    |                                                                                          |    |    |    |    |    |   |   |   |   |   |   |   |   |   |   |   |   |   |   |   |
|----|------------------------------------------------------------------------------------------|----|----|----|----|----|---|---|---|---|---|---|---|---|---|---|---|---|---|---|---|
| 23 | Other diseases of the nervous system and sense organs                                    | 4  | 3  |    |    |    |   |   |   |   |   |   |   |   |   |   |   |   |   |   |   |
| 24 | Diseases of the heart                                                                    | 27 | 9  | 2  | 1  |    |   |   |   |   |   |   |   |   |   |   |   |   |   |   |   |
| 25 | Other diseases of the circulatory system                                                 | 10 | 6  |    |    |    |   |   |   |   |   |   |   |   |   |   |   |   |   |   |   |
| 26 | Bronchitis                                                                               | 11 | 1  |    |    |    |   |   |   |   |   |   |   |   |   |   |   |   |   |   |   |
| 27 | Pneumonia and bronchopneumonia                                                           | 29 | 14 | 16 | 5  | 6  |   |   |   |   |   |   |   |   |   |   |   |   |   |   |   |
| 28 | Other diseases of the respiratory system                                                 | 3  | 3  |    |    |    |   |   |   |   |   |   |   |   |   |   |   |   |   |   |   |
| 29 | Diarrhea and enteritis                                                                   | 4  | 2  | 2  |    |    |   |   |   |   |   |   |   |   |   |   |   |   |   |   |   |
| 30 | Appendicitis                                                                             | 2  | 2  |    |    |    |   |   |   |   |   |   |   |   |   |   |   |   |   |   |   |
| 31 | Diseases of the liver and biliary passages                                               | 8  | 6  | 2  |    |    |   |   |   |   |   |   |   |   |   |   |   |   |   |   |   |
| 32 | Other diseases of the digestive system                                                   | 0  | 6  | 3  |    |    |   |   |   |   |   |   |   |   |   |   |   |   |   |   |   |
| 33 | Other diseases of the genitourinary system                                               | 40 | 24 | 25 | 1  | 1  | 1 | 1 | 1 | 1 | 1 | 1 | 1 | 1 | 1 | 1 | 1 | 1 | 1 | 1 | 1 |
| 34 | Other diseases of the urinary and genital systems                                        | 4  | 3  | 1  |    |    |   |   |   |   |   |   |   |   |   |   |   |   |   |   |   |
| 35 | Puerperal infection                                                                      | 1  | 1  |    |    |    |   |   |   |   |   |   |   |   |   |   |   |   |   |   |   |
| 36 | Other diseases of pregnancy, childbirth, and the puerperium                              | 1  | 1  |    |    |    |   |   |   |   |   |   |   |   |   |   |   |   |   |   |   |
| 37 | Diseases of the skin, cellular tissue, bones, and cartilages                             |    |    |    |    |    |   |   |   |   |   |   |   |   |   |   |   |   |   |   |   |
| 38 | Organs of movement                                                                       |    |    |    |    |    |   |   |   |   |   |   |   |   |   |   |   |   |   |   |   |
| 39 | Other diseases peculiar to the first year of life                                        | 15 | 7  | 8  | 10 | 15 |   |   |   |   |   |   |   |   |   |   |   |   |   |   |   |
| 40 | Sticte                                                                                   | 2  | 2  |    |    |    |   |   |   |   |   |   |   |   |   |   |   |   |   |   |   |
| 41 | Sticte                                                                                   | 5  | 3  | 2  | 1  |    |   |   |   |   |   |   |   |   |   |   |   |   |   |   |   |
| 42 | Automobile accidents (all motor-driven road vehicles)                                    | 20 | 13 | 6  | 1  | 2  | 1 | 1 | 1 | 1 | 1 | 1 | 1 | 1 | 1 | 1 | 1 | 1 | 1 | 1 | 1 |
| 43 | Other violent or accidental deaths (suicide, homicide, and anomalous accidents excepted) | 28 | 17 | 11 | 1  | 1  | 1 | 1 | 1 | 1 | 1 | 1 | 1 | 1 | 1 | 1 | 1 | 1 | 1 | 1 | 1 |
| 44 | Unspecified                                                                              |    |    |    |    |    |   |   |   |   |   |   |   |   |   |   |   |   |   |   |   |

Population (1940 Census), 50,181. Total Resident Deaths, 628. Rate per 1,000 Population, 12.5.

# INDEX

| A                                                                                 | PAGE               |
|-----------------------------------------------------------------------------------|--------------------|
| Accidental deaths .....                                                           | 190, 191, 192, 193 |
| Activities:                                                                       |                    |
| Departmental .....                                                                | 7                  |
| Bureau of Administration .....                                                    | 15                 |
| Bureau of Bacteriology .....                                                      | 117                |
| Bureau of Chemistry .....                                                         | 137                |
| Bureau of Engineering .....                                                       | 99                 |
| Bureau of Food and Drugs .....                                                    | 103                |
| Bureau of Local Health Administration .....                                       | 31                 |
| Bureau of Maternal and Child Health .....                                         | 141                |
| Bureau of Venereal Disease Control .....                                          | 73                 |
| Bureau of Vital Statistics .....                                                  | 149                |
| Dental Health Program .....                                                       | 87                 |
| Educational .....                                                                 | 145                |
| Industrial Hygiene Service .....                                                  | 91                 |
| Negro Health Program .....                                                        | 67                 |
| Rabies Control Program .....                                                      | 97                 |
| Acute Anterior Poliomyelitis:                                                     |                    |
| Reported cases by age groups and months .....                                     | 55                 |
| Reported cases and deaths by age groups and sex .....                             | 55                 |
| Reported cases and deaths by counties, with rates .....                           | 63                 |
| Advisory Committee to the Director .....                                          | 15                 |
| Advisory Public Health Nurse .....                                                | 37, 38             |
| Alexander, Walter G., M.D.:                                                       |                    |
| Consultant to Negro Health Program .....                                          | 16                 |
| Member of Committees—Legislative, Nursing, Salaries of Medical<br>Personnel ..... | 15                 |
| Analyses of Water Samples—Statement of Revenue .....                              | 22                 |
| Animal Experimentation .....                                                      | 18                 |
| Annual Conference of State and Local Health Officials of N. J. (32nd) ..          | 16                 |
| Anthrax .....                                                                     | 34, 66             |
| Apple Cider .....                                                                 | 110                |
| Appointments to:                                                                  |                    |
| Committees .....                                                                  | 15                 |
| Membership on the Board .....                                                     | 15                 |
| Consultants, serve as .....                                                       | 16                 |



|                                                                          | PAGE          |
|--------------------------------------------------------------------------|---------------|
| Appropriations .....                                                     | 21            |
| Arsenotherapy, Rapid .....                                               | 79            |
| Audiometer rentals .....                                                 | 22, 146       |
| Automobile fatalities .....                                              | 191, 192, 193 |
| <b>B</b>                                                                 |               |
| Baby Keep-Well Stations .....                                            | 144           |
| Bacteriological courses at Rutgers .....                                 | 47            |
| Bacteriological examinations .....                                       | 120, 137      |
| Bakery inspections .....                                                 | 108           |
| Bergsma, Daniel, M.D., change of title .....                             | 16, 73        |
| Bills introduced in Legislature .....                                    | 18, 21        |
| Biologicals .....                                                        | 10            |
| Biometric studies .....                                                  | 69            |
| Births:                                                                  |               |
| By counties and municipalities .....                                     | 155           |
| By months .....                                                          | 155           |
| Illegitimate .....                                                       | 147           |
| Number and rates—1879-1941 .....                                         | 154           |
| Rates, counties and municipalities .....                                 | 172           |
| To syphilitic women .....                                                | 81            |
| Bishop, Mr. John V.:                                                     |               |
| Consultant to Bureau of Engineering, Milk—Bureau of Food and Drugs ..... | 16            |
| Member of Committees—Budget, Dental, Milk .....                          | 15            |
| Blaisdell, C. Byron, M.D.:                                               |               |
| Board membership .....                                                   | 15            |
| Member of Committees—Nursing, Organization .....                         | 15            |
| Blood tests:                                                             |               |
| Increase .....                                                           | 78            |
| Industrial employees .....                                               | 8, 69, 84     |
| Migrant workers .....                                                    | 71, 72, 83    |
| Needs .....                                                              | 12            |
| Pre-Natal .....                                                          | 80, 121       |
| Pre-Marital .....                                                        | 81, 118       |
| Results of Pre-Marital tests .....                                       | 82            |
| Registration days .....                                                  | 8, 74, 75     |
| Selectees .....                                                          | 73            |
| Board of Examiners of Health Officers and Inspectors .....               | 16            |
| Broadcasts .....                                                         | 30, 68        |
| Budget Committee .....                                                   | 15            |

|                                                                                                                                | PAGE       |
|--------------------------------------------------------------------------------------------------------------------------------|------------|
| <b>C</b>                                                                                                                       |            |
| Camps .....                                                                                                                    | 40, 41, 76 |
| Cancer:                                                                                                                        |            |
| Average annual rates 1880-1939 .....                                                                                           | 183, 185   |
| Bulletin to physicians .....                                                                                                   | 39         |
| Death by color .....                                                                                                           | 188        |
| Death by organ affected, age group and sex .....                                                                               | 186        |
| Reporting of cases .....                                                                                                       | 39         |
| Canning factories, inspection of .....                                                                                         | 110        |
| Case finding .....                                                                                                             | 69         |
| Case Work Program re venereal disease .....                                                                                    | 77         |
| Cedar Hill Memorial Park Association .....                                                                                     | 18         |
| Cemeteries .....                                                                                                               | 18         |
| Chapter 151, P. L. 1941 .....                                                                                                  | 33         |
| Charts and Tables, vital statistics, list of .....                                                                             | 151        |
| Chickenpox:                                                                                                                    |            |
| Reported cases by age groups and months .....                                                                                  | 48         |
| Reported cases and deaths by age groups and sex .....                                                                          | 48         |
| Reported cases and deaths by counties, with rates .....                                                                        | 61         |
| Civilian Defense, Program of Health Department .....                                                                           | 9          |
| Classes conducted by M. & C. H. nurses:                                                                                        |            |
| Care of the sick .....                                                                                                         | 141        |
| First Aid .....                                                                                                                | 141        |
| Home Nursing .....                                                                                                             | 141        |
| Clinics:                                                                                                                       |            |
| Negro health .....                                                                                                             | 70, 71, 79 |
| Venereal disease .....                                                                                                         | 39         |
| Cold storage .....                                                                                                             | 114        |
| Cold storage warehouses .....                                                                                                  | 115        |
| Collier, Martin H., M.D.:                                                                                                      |            |
| Board membership .....                                                                                                         | 15         |
| Consultant to Local Health Adm. .....                                                                                          | 16         |
| Member of Committees—Advisory, Industrial Hygiene, Organization,<br>Salaries of Medical Personnel .....                        | 15         |
| Vice-President of the Board .....                                                                                              | 15         |
| Committees:                                                                                                                    |            |
| Advisory, Budget, Dental, Industrial Hygiene, Legislative, Milk,<br>Nursing, Organization, Salaries of Medical Personnel ..... | 15         |
| Communicable disease outbreaks .....                                                                                           | 33         |
| Communicable diseases:                                                                                                         |            |
| On dairies .....                                                                                                               | 35         |
| Reportable .....                                                                                                               | 31         |
| Reported cases and deaths .....                                                                                                | 48-66      |
| Communities paying portion of nurses' salaries .....                                                                           | 145        |

|                                                     |             |
|-----------------------------------------------------|-------------|
| Conferences:                                        |             |
| 18th Annual of Midwifery .....                      | PAGE<br>146 |
| State and Local Health Officials, 32nd Annual ..... | 16          |
| Tri-State re venereal diseases .....                | 8, 74       |
| Consultants to departmental activities .....        | 16          |
| Cream, milk, products, samples .....                | 108, 112    |
| Culture Media .....                                 | 136         |
| Culture Media and Mailing Outfits .....             | 125         |

## D

|                                                                    |                                   |
|--------------------------------------------------------------------|-----------------------------------|
| Dairies, communicable diseases on .....                            | 35                                |
| Dairy farm and milk plant inspection .....                         | 105                               |
| Daniels, Percy N., C.E.:                                           |                                   |
| Board membership .....                                             | 15                                |
| Consultant to Bureau of Engineering .....                          | 16                                |
| Member of Committees—Budget, Industrial Hygiene, Legislative ..... | 15                                |
| Deaths .....                                                       | 154, 155, 166, 194, 196, 210      |
| Deaths by counties and cities .....                                | 155, 210, 234                     |
| Deaths by districts .....                                          | 155                               |
| Deaths of infants, tables .....                                    | 155, 169, 170, 171, 172, 206, 208 |
| Death rates .....                                                  | 154, 234                          |
| Death rates, white and colored .....                               | 195                               |
| Defense samples .....                                              | 138                               |
| Dental Health:                                                     |                                   |
| Activities .....                                                   | 9                                 |
| Committee .....                                                    | 15                                |
| Cost of Program .....                                              | 90                                |
| Demonstration Programs .....                                       | 8, 89                             |
| Distribution of Educational Material .....                         | 9, 87                             |
| Education and Consultive Services .....                            | 9, 87                             |
| Personnel .....                                                    | 90                                |
| Publication of Educational Material .....                          | 9, 87                             |
| Diagnosis assistance .....                                         | 35                                |
| Diagnostic procedures V.D. .....                                   | 78                                |
| Diphtheria .....                                                   | 10, 31, 121, 180, 182             |
| Reported cases by age groups and months .....                      | 49                                |
| Reported cases and deaths by age groups and sex .....              | 49                                |
| Reported cases and deaths by counties, with rates .....            | 61                                |
| Diphtheria Bacilli, specimens examined .....                       | 130                               |
| Director of Health, Report of .....                                | 7                                 |
| Disease control methods and nutrition courses at Rutgers .....     | 48                                |
| Disease restrictions re five-point program .....                   | 10                                |

## Dogs:

|                              |        |
|------------------------------|--------|
| Licenses .....               | 22, 97 |
| Reported cases of bite ..... | 32     |

|                                                            |               |
|------------------------------------------------------------|---------------|
| Drugs:                                                     | PAGE          |
| Control .....                                              | 103           |
| Dr. Fischelis—Consultant to Bureau of Food and Drugs ..... | 15            |
| Luncheonette inspections .....                             | 110           |
| Manufacturing plant inspections .....                      | 105           |
| Samples examined .....                                     | 112, 137, 139 |
| Summary of examination of samples .....                    | 104           |

## Dysentery:

|                                                       |    |
|-------------------------------------------------------|----|
| Reported cases by age groups and months .....         | 50 |
| Reported cases and deaths by age groups and sex ..... | 50 |
| Reported cases and deaths by counties .....           | 61 |

## E

## Education:

|                                                                                  |            |
|----------------------------------------------------------------------------------|------------|
| Activities .....                                                                 | 9, 20, 145 |
| Dental Health .....                                                              | 9, 87      |
| Summer and winter courses .....                                                  | 47         |
| Education and Publicity—Dr. Fischelis, Consultant to .....                       | 16         |
| Eggs .....                                                                       | 109        |
| Election of Officers, Board of Examiners of Health Officers and Inspectors ..... | 16         |
| Employees, loss of, to armed forces .....                                        | 12         |
| Encephalitis, Lethargic .....                                                    | 189        |
| Engineering—Mr. Bishop (Daniels), Consultant to Bureau of .....                  | 16         |
| Engineering studies and medical services re industrial hygiene .....             | 92         |
| Epidemics .....                                                                  | 10         |
| Epidemic Cerebro-Spinal Meningitis:                                              |            |
| Reported cases by age groups and months .....                                    | 53         |
| Reported cases and deaths by age groups and sex .....                            | 53         |
| Reported cases and deaths by counties, with rates .....                          | 62         |
| Examination of samples of drugs, summary .....                                   | 104        |
| Examinations re Board of Examiners of Health Officers and Inspectors .....       | 16         |
| Exhibits .....                                                                   | 29, 147    |
| Expenditures, Statement of .....                                                 | 23-27      |
| Experimentation on cats .....                                                    | 18         |

## F

|                                                   |                           |
|---------------------------------------------------|---------------------------|
| Factories upon watersheds, establishment of ..... | 102                       |
| Federal Funds .....                               | 7, 12, 21, 25, 26, 27, 39 |
| Fees, Food and Drug .....                         | 112                       |
| Films .....                                       | 29, 72, 88                |
| Filth in food .....                               | 138                       |

## Fischelis, Robert P., Phar. D.:

|                                                                              |     |
|------------------------------------------------------------------------------|-----|
| Consultant on Drugs, Bureau of Food and Drugs, Education and Publicity ..... | 15  |
| Member of Committees—Advisory, Budget, Industrial Hygiene, Legislative ..... | 15  |
| Foods, filth in .....                                                        | 138 |

|                                                                | PAGE          |
|----------------------------------------------------------------|---------------|
| Food and Drugs:                                                |               |
| Dr. Fischelis—Consultant on Drugs .....                        | 16            |
| Inspection courses at Rutgers .....                            | 48            |
| Laboratory table, character of samples examined .....          | 112, 131, 139 |
| Mr. Bishop—Consultant on Milk .....                            | 16            |
| Fort Dix re:                                                   |               |
| Mosquito Control .....                                         | 45            |
| Regional Health Unit .....                                     | 40            |
| Tri-State Conference .....                                     | 74            |
| Venereal disease .....                                         | 76            |
| Fowler, Mr. Joseph N.:                                         |               |
| Consultant—Sanitary Shellfish Control .....                    | 16            |
| Member of Committees—Advisory, Legislative, Organization ..... | 15            |
| Free Biologicals .....                                         | 10            |
| Funds:                                                         |               |
| Appropriated to the Department .....                           | 21            |
| Social Security Act .....                                      | 39            |
| Statements of Expenditures .....                               | 23-27         |
| G                                                              |               |
| Gastro-Enteritis .....                                         | 33            |
| German Measles:                                                |               |
| Reported cases by age groups and months .....                  | 52            |
| Reported cases and deaths by age groups and sex .....          | 53            |
| Reported cases and deaths by counties, with rates .....        | 63            |
| Gonococci (Pus Smears) specimens examined .....                | 132           |
| Gonorrhea .....                                                | 77, 78, 79    |
| Reported cases .....                                           | 86            |
| Treatment .....                                                | 79            |
| Guthrie, J. E. H., D.D.S.:                                     |               |
| Member of Committees—Dental, Legislative, Milk .....           | 15            |
| H                                                              |               |
| Health Agencies, co-operation with .....                       | 71            |
| Health Education re:                                           |               |
| Negro Health Program .....                                     | 67            |
| Negro Health Summary .....                                     | 71, 72        |
| Service .....                                                  | 11, 29        |
| Health Officers:                                               |               |
| Licenses issued .....                                          | 16            |
| Members of Board of Examiners of .....                         | 16            |
| Training at Rutgers .....                                      | 47            |

|                                                             | PAGE                                   |
|-------------------------------------------------------------|----------------------------------------|
| Health Promotion .....                                      | 11                                     |
| Hotel kitchen inspection .....                              | 110                                    |
| I                                                           |                                        |
| Ice cream factory inspection .....                          | 108                                    |
| Immunization clinics .....                                  | 70, 71                                 |
| Inductees re venereal diseases .....                        | 8, 75                                  |
| Induction Boards re Tuberculosis .....                      | 45                                     |
| Induction Station, interviewing the Army .....              | 75                                     |
| Industrial Hygiene:                                         |                                        |
| Activities .....                                            | 7                                      |
| Classification of industries investigated .....             | 92                                     |
| Committee .....                                             | 15                                     |
| Engineering and medical services .....                      | 92                                     |
| Nursing services .....                                      | 94                                     |
| Organization .....                                          | 91                                     |
| Summary .....                                               | 94                                     |
| X-rays .....                                                | 8                                      |
| X-ray services .....                                        | 94                                     |
| Industrial plants contacts re Negro health .....            | 69                                     |
| Industrial programs re venereal diseases .....              | 84                                     |
| Industries investigated .....                               | 92                                     |
| Infant mortality .....                                      | 142, 155, 169, 170, 171, 172, 206, 208 |
| Influenza:                                                  |                                        |
| Reported cases by age groups and months .....               | 51                                     |
| Reported cases and deaths by age groups and sex .....       | 51                                     |
| Reported cases and deaths by counties, with rates .....     | 62                                     |
| Inoculations:                                               |                                        |
| Rabies .....                                                | 123                                    |
| Tuberculosis .....                                          | 123                                    |
| Tularemia .....                                             | 124                                    |
| Virulence test .....                                        | 124                                    |
| Inspections:                                                |                                        |
| Apple cider .....                                           | 110                                    |
| Bakeries .....                                              | 108                                    |
| Canning factories .....                                     | 110                                    |
| Dairy farm and milk plant .....                             | 105                                    |
| Drug manufacturing plants .....                             | 105                                    |
| Eggs .....                                                  | 109                                    |
| Establishments handling foodstuffs .....                    | 113                                    |
| Ice cream factories .....                                   | 108                                    |
| Non-alcoholic beverages .....                               | 109                                    |
| Restaurant, hotel kitchen and drug store luncheonette ..... | 110                                    |
| Sanitary Shellfish Control .....                            | 116                                    |
| Wineries .....                                              | 111                                    |

|                                                                                                                           | PAGE    |
|---------------------------------------------------------------------------------------------------------------------------|---------|
| Inspection upon streams .....                                                                                             | 101     |
| Inspections made and action taken by Bureau of Engineering .....                                                          | 99      |
| Inspectors' licenses issued .....                                                                                         | 16      |
| Investigations:                                                                                                           |         |
| Communicable disease outbreaks .....                                                                                      | 33      |
| Sewage treatment plants .....                                                                                             | 100     |
| K                                                                                                                         |         |
| Kahn tests, number of .....                                                                                               | 121     |
| Kline tests, number of .....                                                                                              | 121     |
| L                                                                                                                         |         |
| Laboratories:                                                                                                             |         |
| Approval of .....                                                                                                         | 117-122 |
| F. & D., samples examined in .....                                                                                        | 139     |
| Receipts—Statement of Revenue .....                                                                                       | 22      |
| Lee, Frederick P., M.D.:                                                                                                  |         |
| Consultant to Bureau of Venereal Disease Control .....                                                                    | 16      |
| Member of Committees—Budget, Industrial Hygiene, Organization,<br>Salaries of Medical Personnel .....                     | 15      |
| Legislation .....                                                                                                         | 18, 111 |
| Legislative Committee .....                                                                                               | 15      |
| Lethargic Encephalitis:                                                                                                   |         |
| Reported cases by age groups and months .....                                                                             | 50      |
| Reported cases and deaths by age groups and sex .....                                                                     | 51      |
| Reported cases and deaths by counties .....                                                                               | 65      |
| Licenses:                                                                                                                 |         |
| Board of Examiners of Health Officers and Inspectors .....                                                                | 16      |
| Dogs .....                                                                                                                | 97      |
| Maternity homes .....                                                                                                     | 147     |
| Statement of Revenue—Cold Storage, Goat Milk, Ice Cream, Milk<br>Plant, Narcotics, Sewage and Water Plant Operators ..... | 22      |
| Local Boards of Health .....                                                                                              | 41      |
| Local Health Administration—Dr. Collier, Consultant to .....                                                              | 16      |
| Luncheonettes, inspection of .....                                                                                        | 110     |
| M                                                                                                                         |         |
| MacNaughton, Miss Margaret L.:                                                                                            |         |
| Consultant—Bureau of M. and C. H. .....                                                                                   | 16      |
| Member of Committees—Budget, Nursing, Organization .....                                                                  | 15      |
| Mailing cases .....                                                                                                       | 136     |
| Mailing outfits for collection of specimens .....                                                                         | 125     |

|                                                                           | PAGE                    |
|---------------------------------------------------------------------------|-------------------------|
| Malaria                                                                   | 34, 177                 |
| Reported cases and deaths .....                                           | 66                      |
| Reported cases and deaths by counties, with rates .....                   | 62                      |
| Marriage by districts .....                                               | 155                     |
| Marriage license procedure .....                                          | 118, 126-129            |
| Marriage rates .....                                                      | 154                     |
| Maternal and Child Health—Educational Activities .....                    | 145                     |
| Maternal and Child Health—Miss MacNaughton, Consultant to Bureau of ..... | 16                      |
| Maternal mortality .....                                                  | 142, 168, 169, 170, 171 |
| Maternity homes .....                                                     | 147                     |
| Measles .....                                                             | 10, 177, 178            |
| Reported cases by age groups and months .....                             | 52                      |
| Reported cases and deaths by age groups and sex .....                     | 52                      |
| Reported cases and deaths by counties, with rates .....                   | 63                      |
| Measles, German:                                                          |                         |
| Reported cases by age groups and months .....                             | 52                      |
| Reported cases and deaths by age groups and sex .....                     | 53                      |
| Reported cases and deaths by counties, with rates .....                   | 63                      |
| Medical entomology at Rutgers .....                                       | 47                      |
| Medical Personnel, Committee on Salaries of .....                         | 15                      |
| Medical services re industrial hygiene .....                              | 92                      |
| Meningitis, Epidemic Cerebro-Spinal:                                      |                         |
| Reported cases by age groups and months .....                             | 53                      |
| Reported cases and deaths by age groups and sex .....                     | 53                      |
| Reported cases and deaths by counties, with rates .....                   | 63                      |
| Midwifery .....                                                           | 146                     |
| Migrant workers re venereal diseases .....                                | 83                      |
| Migratory labor .....                                                     | 41                      |
| Military camps .....                                                      | 76                      |
| Milk:                                                                     |                         |
| Collection of samples .....                                               | 108                     |
| Committee .....                                                           | 15                      |
| Dairy farm and plant inspections .....                                    | 105                     |
| Misbranding .....                                                         | 107                     |
| Mr. Bishop—Consultant to Bureau of F. and D. .....                        | 16                      |
| Phosphatase test .....                                                    | 138                     |
| Products, collection of samples .....                                     | 108                     |
| Samples analyzed .....                                                    | 112                     |
| Miscellaneous specimens examined .....                                    | 132, 134                |
| Miscellaneous—Statement of Revenue .....                                  | 22                      |
| Morbidity tables .....                                                    | 49-66, 31               |
| Mortality:                                                                |                         |
| Infant .....                                                              | 142                     |
| Maternal .....                                                            | 142                     |
| Tables .....                                                              | 31, 49-66               |

|                                                         | PAGE    |
|---------------------------------------------------------|---------|
| Mortality statistics .....                              | 151     |
| Mosquito Control .....                                  | 44      |
| Mumps:                                                  |         |
| Reported cases by age groups and months .....           | 54      |
| Reported cases and deaths by age groups and sex .....   | 54      |
| Reported cases and deaths by counties .....             | 65      |
| N                                                       |         |
| National Negro Health Week .....                        | 68      |
| Needs of Department .....                               | 12      |
| Negro Health Program—Dr. Alexander, Consultant to ..... | 16      |
| Negroes, death rates of .....                           | 195     |
| Nephritis .....                                         | 189     |
| New Jersey Experiment Station .....                     | 44      |
| News releases .....                                     | 30      |
| Non-alcoholic beverages .....                           | 109     |
| Notices, engineering .....                              | 101     |
| Nurse, Advisory Public Health .....                     | 38      |
| Nurse, Public Health .....                              | 68, 70  |
| Nursing:                                                |         |
| Committee .....                                         | 15, 38  |
| Services .....                                          | 94, 145 |
| Statistical summary of work .....                       | 147     |
| O                                                       |         |
| Office, Field and Lab. ....                             | 29, 30  |
| Ophthalmia Neonatorum:                                  |         |
| Reported cases and deaths .....                         | 66      |
| Reported cases and deaths by counties .....             | 61      |
| Order of Necessity .....                                | 101     |
| Organization Committee .....                            | 15      |
| P                                                       |         |
| Parasitology at Rutgers .....                           | 47      |
| Paratyphoid Fever:                                      |         |
| Reported cases by age groups and months .....           | 58      |
| Reported cases and deaths by age groups and sex .....   | 59      |
| Reported cases and deaths by counties .....             | 61      |
| Penalties, Food and Drug .....                          | 22, 112 |
| Personnel, training of re venereal diseases .....       | 78      |
| Phosphatase test of .milk .....                         | 138     |
| Photoelectric Colorimeter .....                         | 138     |

|                                                         | PAGE                 |
|---------------------------------------------------------|----------------------|
| Pneumonia .....                                         | 10, 31               |
| Cases treated with State serum .....                    | 36                   |
| Reported cases by age groups and months .....           | 54                   |
| Reported cases and deaths by age groups and sex .....   | 55                   |
| Reported cases and deaths by counties, with rates ..... | 62                   |
| Policy re duties of Advisory Public Health Nurse .....  | 38                   |
| Poliomyelitis .....                                     | 10, 31               |
| Poliomyelitis, Acute Anterior:                          |                      |
| Reported cases by age groups and months .....           | 55                   |
| Reported cases and deaths by age groups and sex .....   | 55                   |
| Reported cases and deaths by counties, with rates ..... | 63                   |
| Population .....                                        | 153, 154             |
| Post-Graduate opportunities .....                       | 70                   |
| Potts, Clyde, C. E., Board membership expiration .....  | 15                   |
| Pre-Marital Law .....                                   | 81, 82, 118, 126-129 |
| Pre-Marital blood tests .....                           | 121                  |
| Pre-Natal Law .....                                     | 80                   |
| Pre-Natal blood tests .....                             | 121                  |
| President of Board—E. W. Smillie, V.M.D., elected ..... | 15                   |
| Private water supplies .....                            | 102                  |
| Privies .....                                           | 42, 43               |
| Publication, Dental Health .....                        | 9, 88                |
| Public health courses at Rutgers .....                  | 47, 78               |
| Public Health Education .....                           | 11                   |
| Public Health News .....                                | 29, 73               |
| Puerperal deaths .....                                  | 168, 170, 171        |
| Q                                                       |                      |
| Quarantine for rabies .....                             | 98                   |
| R                                                       |                      |
| Rabies .....                                            | 10                   |
| Cases .....                                             | 32, 33, 97           |
| Control revenue .....                                   | 22                   |
| Counties and Municipalities .....                       | 135                  |
| Guinea pig inoculations .....                           | 123                  |
| Animals examined .....                                  | 121                  |
| Investigations .....                                    | 98                   |
| Mice inoculations .....                                 | 123                  |
| Reported cases and deaths .....                         | 66                   |
| Species of animals .....                                | 135                  |
| Radio .....                                             | 30, 68, 72           |
| Records .....                                           | 27                   |
| Releases, news .....                                    | 30                   |
| Reportable diseases .....                               | 31                   |

|                                                                                   | PAGE   |
|-----------------------------------------------------------------------------------|--------|
| Report of Director .....                                                          | 7      |
| Reports of interdepartmental heads .....                                          |        |
| 15, 31, 67, 73, 87, 91, 97, 99, 103, 117, 137, 141, 149                           |        |
| Resolutions:                                                                      |        |
| Changing designation of V. D. Control titles .....                                | 16     |
| Engineering .....                                                                 | 101    |
| Restaurant inspections .....                                                      | 110    |
| Revenue, Statement of .....                                                       | 22     |
| Rockefeller, Mrs.:                                                                |        |
| Member of Committees—Dental, Milk, Nursing .....                                  | 15     |
| Rocky Mountain Spotted Fever .....                                                | 34     |
| Reported cases and deaths by counties, with rates .....                           | 64     |
| Reported cases and deaths .....                                                   | 66     |
| Rural Community Sanitation Program .....                                          | 42     |
| Russell, Dr. James E., Board membership expiration .....                          | 15     |
| Rutgers University training courses .....                                         | 47, 78 |
| Rutgers University Departments of Biological Science—animal experimentation ..... | 18     |

## S

|                                                                    |          |
|--------------------------------------------------------------------|----------|
| Salaries of Medical Personnel, Committee on .....                  | 15       |
| Samples analyzed, water and sewage .....                           | 140      |
| Samples examined, decrease in number .....                         | 137      |
| Samples examined, Food and Drug .....                              | 112, 139 |
| Samples of Milk, Cream, Foods, Drugs, collected for analysis ..... | 112      |
| Samples re possible sabotage of water supplies .....               | 138      |
| Sanitary Code re boarding homes for children, revised .....        | 141      |
| Sanitary Inspectors licenses issued .....                          | 16       |
| Sanitary Inspectors training at Rutgers .....                      | 47       |
| Sanitary Shellfish Control .....                                   | 116      |
| Sanitary Shellfish Control—Mr. Fowler, Consultant to .....         | 16       |
| Sanitation courses at Rutgers .....                                | 48       |
| Sanitation routine public health protection .....                  | 10       |
| Scarlet Fever .....                                                | 177, 179 |
| Reported cases by age groups and months .....                      | 56       |
| Reported cases and deaths by age groups and sex .....              | 56       |
| Reported cases and deaths by counties, with rates .....            | 63       |
| School supplies, water .....                                       | 102      |
| Searches of Vital Certificates—Statement of Revenue .....          | 22       |
| Selectees deferred by Induction Board:                             |          |
| Tuberculosis .....                                                 | 46       |
| Venereal diseases .....                                            | 75       |
| Serologic tests .....                                              | 73       |
| Serum, pneumonia .....                                             | 36       |
| Services rendered by Bureau of L. H. A. ....                       | 48       |

|                                                         | PAGE     |
|---------------------------------------------------------|----------|
| Sewage and water projects examined and approved .....   | 99       |
| Sewage and water samples analyzed .....                 | 137, 140 |
| Sewage treatment plant investigations .....             | 100      |
| Shellfish Control .....                                 | 116      |
| Smallpox .....                                          | 31, 177  |
| Reported cases and deaths .....                         | 66       |
| Reported cases and deaths by counties, with rates ..... | 64       |
| Smillie, E. W., V.M.D. elected President .....          | 15       |
| Social Hygiene Education .....                          | 85       |
| Social Security Act Funds .....                         | 21, 39   |
| Specimens examined .....                                | 120, 121 |
| Diphtheria Bacilli .....                                | 130      |
| Gonococci .....                                         | 132      |
| Miscellaneous .....                                     | 132, 134 |
| Rabies .....                                            | 135      |
| Syphilis .....                                          | 133      |
| Tubercle Bacilli .....                                  | 130      |
| Typhoid Bacilli .....                                   | 131      |
| Typhoid Fever .....                                     | 131      |

## Statement of Expenditures:

|                                                               |        |
|---------------------------------------------------------------|--------|
| Federal Funds .....                                           | 25-27  |
| State Funds .....                                             | 23-24  |
| State and Federal Funds .....                                 | 27     |
| Statement of Revenue .....                                    | 22     |
| Statistical Tables .....                                      | 151    |
| Stillbirths .....                                             | 153    |
| Stream inspection .....                                       | 101    |
| Stream pollutions investigated .....                          | 10     |
| Streptococcic Sore Throat, reported cases and deaths .....    | 66     |
| Suicide .....                                                 | 189    |
| Summary of Industrial Hygiene Activities .....                | 94     |
| Summary, Negro Health co-operation with health agencies ..... | 71, 72 |
| Survey of women employed in industries .....                  | 141    |
| Surveys, special .....                                        | 47     |

## Syphilis:

|                                                   |    |
|---------------------------------------------------|----|
| Blood testing on registration days .....          | 74 |
| Clinics .....                                     | 77 |
| Diagnostic procedures .....                       | 78 |
| Follow-up of early cases .....                    | 82 |
| Industrial programs .....                         | 84 |
| Interviewing at the Army Induction Stations ..... | 75 |
| Lymphogranuloma Venereum .....                    | 80 |
| Migrant workers .....                             | 83 |
| Military camps .....                              | 76 |
| Rapid Arsenotherapy .....                         | 79 |
| Reported cases, table .....                       | 86 |

|                                                    |            |
|----------------------------------------------------|------------|
| Syphilis—(Cont.):                                  |            |
| Results of early cases .....                       | PAGE<br>83 |
| Social hygiene education .....                     | 85         |
| Specimens of blood and spinal fluid examined ..... | 133        |
| Training personnel .....                           | 78         |
| Treatment .....                                    | 79         |
| Tri-State Conference .....                         | 74         |

## T

|                                                             |       |
|-------------------------------------------------------------|-------|
| Tables re venereal disease investigations and results ..... | 80-86 |
| Tables, vital statistics .....                              | 151   |
| Tetanus reported cases and deaths by counties .....         | 65    |
| Toxoid .....                                                | 36    |
| Trachoma reported cases and deaths by counties .....        | 61    |
| Training for public health employees .....                  | 47    |
| Training of personnel .....                                 | 78    |

## Trichinosis:

|                                                            |                          |
|------------------------------------------------------------|--------------------------|
| Reported cases by age groups and months .....              | 56                       |
| Reported cases and deaths by age groups and sex .....      | 57                       |
| Reported cases and deaths by counties .....                | 65                       |
| Tri-State Conference .....                                 | 8, 74                    |
| Tubercle Bacilli, specimens examined .....                 | 130                      |
| Tuberculosis .....                                         | 10, 31, 67, 69, 183, 184 |
| Guinea Pig inoculations .....                              | 123                      |
| Induction Boards .....                                     | 45                       |
| Reported cases by age groups and months .....              | 57                       |
| Reported cases and deaths by age groups and sex .....      | 57                       |
| Reported cases and deaths by counties, with rates .....    | 64                       |
| Tularemia .....                                            | 34                       |
| Guinea Pig inoculations .....                              | 124                      |
| Reported cases and deaths .....                            | 66                       |
| Typhoid Bacilli (Feces and Urine) specimens examined ..... | 131                      |
| Typhoid carriers .....                                     | 35                       |
| Typhoid Fever .....                                        | 10, 31, 174, 175, 176    |
| Reactions, specimens examined .....                        | 131                      |
| Reported cases and deaths by age groups and sex .....      | 58                       |
| Reported cases and deaths by counties, with rates .....    | 65                       |
| Reported cases by age groups and months .....              | 58                       |
| Typhus Fever, reported cases and deaths .....              | 66                       |

## U

|                                                       |                           |
|-------------------------------------------------------|---------------------------|
| Undulant Fever:                                       |                           |
| Reported cases by age groups and months .....         | 59                        |
| Reported cases and deaths by age groups and sex ..... | 59                        |
| Reported cases and deaths by counties .....           | 65                        |
| Units constructed in counties .....                   | 43                        |
| U. S. Public Health Service .....                     | 7, 21, 39, 40, 45, 68, 91 |

## V

|                                                                 |                    |
|-----------------------------------------------------------------|--------------------|
| Vaccine .....                                                   | PAGE<br>36         |
| Venereal disease .....                                          | 67, 71, 73         |
| Aid in control of .....                                         | 39                 |
| Case finding .....                                              | 8, 77              |
| Change in titles—Division, Chief .....                          | 16                 |
| Control Act Funds .....                                         | 21                 |
| Dr. Lee—Consultant to Bureau of .....                           | 16                 |
| Inductees .....                                                 | 8, 73              |
| Vice-President of Board, Martin H. Collier, M.D., elected ..... | 15                 |
| Violent deaths .....                                            | 190, 191, 192, 193 |
| Virulence Test, Guinea Pig inoculations .....                   | 124                |
| Visual education .....                                          | 29                 |
| Vital Certificates—Statement of Revenue .....                   | 22                 |
| Vital Records, expenditures of Department .....                 | 12                 |

## W

|                                                         |          |
|---------------------------------------------------------|----------|
| Wassermann test increases .....                         | 120      |
| Water and sewage projects examined and approved .....   | 99       |
| Water and sewage samples analyzed .....                 | 137, 140 |
| Water supplies:                                         |          |
| Private .....                                           | 102      |
| Private and semi-public .....                           | 46       |
| School .....                                            | 102      |
| Whooping Cough .....                                    | 180, 181 |
| Reported cases by age groups and months .....           | 60       |
| Reported cases and deaths by age groups and sex .....   | 60       |
| Reported cases and deaths by counties, with rates ..... | 65       |
| Wineries, sanitation of .....                           | 111      |
| Works Progress Adm. Projects Community Sanitation ..... | 42       |

## WPA:

|                                       |    |
|---------------------------------------|----|
| Mosquito Control .....                | 44 |
| Units constructed in New Jersey ..... | 43 |

## X

|                               |                |
|-------------------------------|----------------|
| X-ray .....                   | 94             |
| Chest surveys .....           | 67, 69, 70, 71 |
| Mobile by U. S. P. H. S. .... | 8              |