

Stat-D5
Nov 64

NEW JERSEY HEALTH STATISTICS

1963

Roscoe P. Kandle, M.D., M.P.H.
State Commissioner of Health

F. Merton Saybolt, M.S.P.H.
Chief, Vital Statistics and Registration

Anna P. Halkovich, M.B.A.
Coordinator, Public Health Statistics



New Jersey State Department of Health



State of New Jersey

DEPARTMENT OF HEALTH
P.O. BOX 1540, TRENTON, N. J. 08625

September, 1964

Vital events which occurred in 1963 -- births, marriages, and deaths -- and other significant public health statistics are presented here as a separate document.

The narrative presentation of activities of the New Jersey State Department of Health in 1963 is published separately.

Some persons, such as specialists in community planning, have primary need for the statistical data only. Separate publication of the two documents provides opportunity for somewhat more flexibility in meeting the specific needs of interested persons.

A handwritten signature in cursive script, reading "Roscoe P. Kandle".

Roscoe P. Kandle, M.D.
State Commissioner of Health

TABLE OF CONTENTS

<u>Table No.</u>	<u>Page No.</u>
Report of the Public Health Statistics Program	
	Calendar Year, 1963 1
1.	Population Estimates, Births, Marriages (by Occurrence) And Deaths Numbers and Rates per 1,000 population: 1939-1963 5
2.	Live Births By Legitimacy By Age Of Mother: 1963 6
3.	Births By Legitimacy For Counties And Major Cities: 1963 6
4.	Resident Births By Weight Group By Age Group of Mother: 1963 7
5.	Births, Marriages By Occurrence, Deaths, Infant Deaths And Maternal Deaths By Counties And Major Cities: 1963 8
6.	Marriages In New Jersey By Age Of Husband By Age Of Wife: 1963 9
7.	Births And Infant, Neonatal, Fetal, Perinatal And Maternal Deaths (Numbers and Rates): 1939-1963 10
8.	Births, Marriages, Deaths, Fetal Deaths, Infant Deaths And Neonatal Deaths By Counties And Municipalities: 1963 11
	Report On Infant Deaths By Cause And Age: 1963 21
	Infant Deaths By Age And Immaturity: 1963 22
9.	Infant Deaths By Cause And Age: 1963 23
	Infant Death Rates per 1,000 Live Births For Selected Age Groups New Jersey And United States 1954-1963 25
10.	Cases Of Reportable Diseases By County Of Residence (Exclusive of Cerebral Palsy): 1963 26
11.	Reported Cases Of Central Nervous System Diseases Of Viral Etiology By Age: 1963 28
12.	Reported Cases Of Central Nervous System Diseases Of Viral Etiology By Month: 1963 29
13.	Reported Cases Of Central Nervous System Diseases Of Viral Etiology By County: 1963 30
14.	Active Newly Reported Tuberculosis Cases And Tuberculosis Deaths, Numbers and Rates per 100,000 Estimated Population: 1954-1963 31
15.	Total New Tuberculosis Cases And Active Cases By Age Group per 100,000 Population: 1963 32
16.	Tuberculosis Cases And Deaths, Numbers And Rates per 100,000 estimated population, And Case-Death Ratios For Counties And Major Cities: 1963 33
17.	Tuberculosis Cases By Clinical Status For Counties And Major Cities: 1963 33

Table No.

Page No.

18.	Active Tuberculosis Cases By Age Groups For Counties and Major Cities: 1963	34
19.	Active Tuberculosis Cases And Rates per 100, 000 Estimated Population By Sex By Counties and Major Cities: 1963 . . .	34
20.	Active Cases Of Pulmonary Reinfection Tuberculosis And Of Pleurisy With Effusion, By Counties And Major Cities: 1963	35
21.	Active Cases Of Pulmonary Reinfection Tuberculosis Including Pleurisy With Effusion By Bacterial Status For Counties And Major Cities: 1963.	35
22.	Civilian Cases Of Syphilis By Stage And Gonorrhoea, Numbers And Rates per 100,000 estimated population: 1944-1963 . . .	36
23.	Venereal Disease Cases (Including Military) By Age Groups Numbers And Rates per 100,000 population: 1963	37
24.	Syphilis Cases (Including Military) By Age Groups, Numbers And Rates per 100,000 population: 1963.	37
25.	Syphilis And Gonorrhoea Causes By Counties And Major Cities Numbers And Rates per 100,000 estimated population: 1963.	38
26.	Deaths From Reportable Diseases By County Of Residence:1963	39
27.	Principle Causes Of Death By Specified Age Groups: 1962-1963	40
28.	Deaths From All Accidents, Cancer, Diseases Of The Circulatory System, Heart Diseases, Diabetes And Vascular Lesions By Counties And Major Cities (Numbers And Rates per 100,000 population): 1963.	44
29.	Deaths And Death Rates per 100,000 population For Diseases Of The Circulatory System By Cause Group By Age And Sex: 1963.	45
30.	Deaths And Death Rates per 100,000 population For Neoplasms By Cause Group By Age And Sex: 1963	46
31.	Motor Vehicle Deaths In New Jersey By Cause Of Death By Age: 1963.	47
32.	Nontransport Accidental Deaths In New Jersey By Cause Of Death By Place Of Accident: 1963.	47
33.	Deaths By Cause By Sex And Age Groups: 1963.	48
34.	Deaths By Cause Groups By Sex And Age Groups, Total New Jersey: 1963	58
35.	Male Deaths By Cause Groups And Age Groups, New Jersey:1963	59
36.	Female Deaths By Cause Groups And Age Groups, New Jersey: 1963.	60

37-77 Deaths By Cause Groups By Sex And Age Groups For Each
County And Cities Having Estimated Populations Of 50,000
Or More, State Institutions And Military Posts: 1963 61-101

<u>Table No.</u>		<u>Page No.</u>
37.	ATLANTIC COUNTY	61
38.	Atlantic City	62
39.	BERGEN COUNTY	63
40.	BURLINGTON COUNTY	64
41.	CAMDEN COUNTY	65
42.	Camden City	66
43.	CAPE MAY COUNTY	67
44.	CUMBERLAND COUNTY	68
45.	ESSEX COUNTY	69
46.	Bloomfield	70
47.	East Orange	71
48.	Irvington	72
49.	Newark	73
50.	GLOUCESTER COUNTY	74
51.	HUDSON COUNTY	75
52.	Bayonne	76
53.	Hoboken	77
54.	Jersey City	78
55.	Union City	79
56.	HUNTERDON COUNTY	80
57.	MERCER COUNTY	81
58.	Hamilton Township	82
59.	Trenton	83
60.	MIDDLESEX COUNTY	84
61.	Woodbridge Township	85
62.	MONMOUTH COUNTY	86
63.	MORRIS COUNTY	87
64.	OCEAN COUNTY	88
65.	PASSAIC COUNTY	89
66.	Clifton	90
67.	Passaic City	91
68.	Paterson	92
69.	SALEM COUNTY	93
70.	SOMERSET COUNTY	94
71.	SUSSEX COUNTY	95
72.	UNION COUNTY	96
73.	Elizabeth	97
74.	Union Township	98
75.	WARREN COUNTY	99
76.	STATE INSTITUTIONS	100
77.	MILITARY POSTS	101

**REPORT OF THE PUBLIC HEALTH STATISTICS PROGRAM
CALENDAR YEAR, 1963**

More births, marriages and deaths occurred in New Jersey in 1963 than in 1962. The following table shows by month the number of these events which occurred in New Jersey during calendar year 1963.

Births, Marriages and Deaths in New Jersey By Month of Occurrence: 1963

Month	Births	Marriages	Deaths
Total	128,415	43,353	62,388
January	10,495	2,248	5,692
February	9,847	2,840	5,672
March	10,651	2,191	5,636
April	10,599	3,162	5,130
May	10,954	3,584	4,997
June	10,614	6,084	4,946
July	11,314	3,245	5,353
August	11,272	4,335	4,731
September	11,130	4,581	4,618
October	10,950	4,108	5,086
November	10,095	4,027	4,835
December	10,494	2,948	5,692

POPULATION: The July 1, 1963 population estimate used to compute vital events rates for the State was 6,467,000. The estimate was based on the assumption that the average yearly change between the April 1, 1950 and the April 1, 1960 census continued to 1963.

RESIDENT BIRTHS: Although there was a slight numerical rise in resident births from 131,603 in 1962 to 132,606 births in 1963, the crude birth rate for the year continued on a downward trend. In 1963 the birth rate was 20.5 per 1,000 population as compared with 20.7 in the preceding year. The provisional birth rate for the United States in 1963 was 21.6 per 1,000 population as compared with a final rate of 22.4 for 1962.

An 11 percent increase in illegitimate births was noted in 1963. Births to unwed mothers rose from 5,858 in 1962 to 6,502 births in 1963. Approximately 43 percent of the illegitimate births occurred to mothers under 20 years of age. Of the 189 infants born to mothers between 10-14 years of age, 164 were illegitimate. Unwed mothers between 15 and 19 years of age accounted for 2,626 births.

BIRTHS OCCURRING IN NEW JERSEY: Over 99 percent of the 128,415 infants born in New Jersey were delivered in hospitals. Midwives delivered 12 babies and physicians attended 525 births which occurred in places other than hospitals.

Of the total number of children born in New Jersey 36 were triplets and 2,639 were twins. Plurality of birth was unstated on 22 birth certificates. There were 65,737 males and 62,677 females born. Sex was unstated on one birth certificate.

Weights of infants born in New Jersey and the percent of births in each weight group are shown in the following table. Birth weight was unstated on 292 certificates so that percents were computed on a total of 128, 123 births for which weight was given.

<u>Weight Group</u>	<u>Number</u>	<u>Percent</u>
5001 grams or more	156	0.1
4501-5000 grams	1,460	1.1
4001-4500 grams	8,379	6.5
3501-4000 grams	32,388	25.3
3001-3500 grams	49,748	38.8
2501-3000 grams	25,407	19.8
2001-2500 grams	6,976	5.4
1501-2000 grams	1,906	1.5
1001-1500 grams	839	0.7
1000 grams or less	864	0.7
Total with weight given. . .	128,123	99.9

While the majority of the infants weighed between 2,501 grams and 4,000 grams, 9,995 babies weighed over 4,000 grams and 10,585 weighed less than 2,500 grams. The latter group is known as immature births and comprised 8.3 percent of the total births for which weight had been recorded.

MARRIAGES: A 4.6 percent rise in marriages occurred between 1962 and 1963. There were 43,353 marriages in 1963 and 41,462 in the previous year. Rates per 1,000 estimated population were 6.7 and 6.5 respectively. Based on a provisional count of marriages, the United States rate for 1963 was 8.8 per 1,000 population as compared with a final rate of 8.5 in 1962.

Teen-age brides numbered 11,445 and teen-age grooms totalled 3,182. There were 42 brides under 15 years of age. The earliest age at marriage for grooms was 15 years and 4 married at this age. Grooms 65 years of age and over totalled 825 while 344 brides were in this age group.

Among those married in 1963 there were 2,433 widows, 2,459 widowers, 4,794 divorcees and 4,942 men who were formerly divorced.

DEATHS: Deaths from all causes were up from 61,967 in 1962 to 63,797 deaths in 1963. The mortality rate was 9.9 as against 9.8 per 1,000 population in 1962. A rise in the provisional mortality rate for the United States was also noted. In 1963 the death rate was 9.6 per 1,000 population and 9.5 in 1962.

Persons with a record of war service accounted for 11 percent of the 62,388 deaths which occurred in New Jersey. Deaths of World War I veterans numbered 3,325; 2,824 deaths were of World War II veterans; 88 veterans who died served in World Wars I and II; 90 were in the Spanish-American War; and one veteran who died had served in the Spanish-American War and World War I. A total of 254 deaths occurred to veterans of the United Nations Forces, and 89 deaths were of veterans who served in other wars. Military service was indicated for an additional 321 veterans who died but no war was specified.

INFANT MORTALITY: Infant mortality in 1963 was higher than in 1962. There were 3,177 deaths under one year, yielding a rate of 24.0 per 1,000 live births. Comparable figures for 1962 were 3,149 infant deaths with a rate of 23.9. For the United States the provisional 1963 infant mortality rate was 25.2 infants per 1,000 live births as against a final rate of 25.3 in 1962.

Slightly more than 79 percent of the infants who failed to survive their first year of life were less than 28 days old at the time of death. Such neonatal deaths

totalled 2,516 in 1963 as against 2,432 in 1962. Showing a three percent rise, the neonatal mortality rate was up from 18.5 per 1,000 live births in 1962 to 19.0 in 1963.

Perinatal deaths, which include fetal deaths and deaths of infants under seven days of age, amounted to 4,523 deaths and resulted in a perinatal mortality rate of 33.5 per 1,000 total deliveries (live births and fetal deaths combined). In 1962 there were 4,356 perinatal deaths with a rate of 32.6.

MATERNAL DEATHS: An increase in maternal deaths was noted also. There were 50 such deaths with a rate of 0.4 per 1,000 live births in 1963. For 1962 the figures were somewhat lower, 43 maternal deaths and a maternal mortality rate of 0.3.

FETAL DEATHS: Fetal deaths in 1963 rose to 2,255 deaths which resulted in a fetal death rate of 17.0 per 1,000 live births. There were 2,137 fetal deaths and a rate of 16.2 in 1962.

LEADING CAUSES OF DEATH: For the third consecutive year there was no change in either the first seven leading causes of death or their rank order. As in 1962, this group of causes accounted for 83 percent of the 63,797 resident deaths recorded in 1963. The leading causes of death and the percent of total deaths for which each was responsible follow:

<u>Cause</u>	<u>Percent</u>
1. Diseases of the circulatory system	47.4
2. Malignant neoplasms	18.2
3. Vascular lesions affecting the central nervous system . .	9.0
4. Influenza, pneumonia and bronchitis	3.4
5. Diabetes mellitus	2.1
6. Cirrhosis of liver	1.6
7. Motor vehicle accidents	1.5

Except for cirrhosis of the liver, each of the seven leading causes of death showed increases both in deaths and death rates. Chronic diseases and accidents continued to take larger tolls in 1963.

DISEASES OF THE CIRCULATORY SYSTEM: Almost one-half of the total deaths were assigned to the diseases of the circulatory system. As a group, these diseases accounted for 30,210 deaths and a death rate of 467.1 per 100,000 population in 1963. In the preceding year there were 29,604 deaths with a rate of 466.6. Diseases of the circulatory system take their largest toll from those 65 years of age and over and continue as first among leading causes of death in the age groups 25-44, 45-54 and 65 years and over.

Heart diseases took the lives of 27,987 New Jersey citizens and accounted for a death rate of 432.8 per 100,000 population. Comparable figures in 1962 were 27,366 deaths and a rate of 431.4.

CANCER: Victims whose lives were terminated by malignant neoplasms in 1963 numbered 11,624. The death rate was 179.7 per 100,000 population. Figures in 1962 were somewhat lower, there being 11,370 deaths with a rate of 179.2. Second in order of frequency among principal causes of death, cancer appears as one of the first three leading causes in each age group.

VASCULAR LESIONS: A six percent rise in deaths and a four percent rise in the death rate were observed for vascular lesions affecting the central nervous system. In 1963 there were 5,733 deaths as against 5,404 deaths in 1962. Death rates per 100,000 population were 88.7 and 85.2 respectively. Much of the increase in deaths due to this group of causes occurred in the age group 65 years and over.

INFLUENZA, PNEUMONIA AND BRONCHITIS: Combined, the three respiratory diseases accounted for 2,157 deaths and a mortality rate of 33.4 per 100,000 population. Comparable figures for 1962 were 1,951 deaths with a rate of 30.8. Influenza deaths were up from 28 in 1962 to 72 in 1963; pneumonia rose from 1,749 deaths to 1,903; bronchitis deaths numbered 182 as against 174 deaths in 1962.

DIABETES: There were 1,351 diabetes deaths and a rate of 20.9 per 100,000 population in 1963 as compared with 1,263 deaths and a rate of 19.9 in 1962. Diabetes continues to be one of the leading causes of death in age groups 25-44, 45-64 and 65 years and over, with the largest number of diabetes deaths in persons 65 years of age and over.

ALL ACCIDENTS: As a group, all accidents continued to take a higher toll in 1963 than in 1962. Fatalities due to accidents totalled 2,516 as against 2,390 deaths in the preceding year. Fatality rates were 38.9 per 100,000 population as compared with 37.7 in 1962.

Injuries from motor vehicle accidents terminated fatally for 970 victims in 1963 and resulted in a mortality rate of 15.0 per 100,000 population. In 1962 there were 895 fatalities and a death rate of 14.1. Motor vehicle accidents rank seventh in order of frequency among leading causes of death and appear as one of the leading causes in each age group excepting the group under one year of age.

Deaths resulting from accidental falls dropped from 712 fatalities and a death rate of 11.2 per 100,000 population in 1962 to 644 deaths and a rate of 10.0 in 1963. A sizeable drop in deaths due to accidental falls occurred in those 65 years of age and over, although accidental falls remain as the sixth leading cause of death in this age group.

DEATHS FROM REPORTABLE DISEASES

TUBERCULOSIS: Tuberculosis mortality reversed its downward trend and is up from 326 deaths and a death rate of 5.1 per 100,000 population in 1962 to 364 deaths and a rate of 5.6 in 1963. In 1963 it ranked fifteenth among principal causes while in 1962 it was sixteenth. In both the age groups 25-44 and 45-64, tuberculosis appeared as the tenth leading cause of death. Of the 364 tuberculosis deaths 62 occurred in the 25-44 age group and 146 in the age group 45-64. Tuberculosis terminated the lives of 268 males and 96 females.

OTHER REPORTABLE DISEASES: There were two deaths due to diphtheria in 1963, six from measles, five from streptococcal sore throat, including scarlet fever, and one from whooping cough. No deaths from acute poliomyelitis occurred but three deaths were charged to late effects of acute poliomyelitis. One tetanus death was recorded. Acute infectious encephalitis claimed 25 lives and infectious hepatitis deaths numbered 30.

TABLE 1. POPULATION ESTIMATES, BIRTHS, MARRIAGES (BY OCCURRENCE) AND DEATHS NUMBERS AND RATES PER 1,000 POPULATION: 1939 - 1963

YEAR	JULY 1 ESTIMATED POPULATION	BIRTHS		MARRIAGES		DEATHS	
		Number	Rate	Number	Rate	Number	Rate
1939	4,151,300	56,859	13.7	31,895	7.7	43,837	10.6
1940	4,163,100	59,328	14.3	41,059	9.9	45,206	10.9
1941	4,199,900	67,104	16.0	46,538	11.1	45,971	10.9
1942	4,226,426	80,812	19.1	50,498	11.9	46,270	10.9
1943	4,235,233	82,356	19.4	41,045	9.7	49,781	11.8
1944	4,167,840	75,652	18.2	36,084	8.7	47,340	11.4
1945	4,200,941	76,995	18.3	39,711	9.5	47,633	11.3
1946	4,304,261	95,044	22.1	61,020	14.2	46,261	10.7
1947	4,435,000	106,086	23.9	55,802	12.6	48,276	10.9
1948	4,729,000	97,278	20.6	51,913	11.0	48,107	10.2
1949	4,786,000	97,414	20.4	44,469	9.3	47,706	10.0
1950	4,832,000	97,734	20.2	46,291	9.6	48,837	10.1
1951	4,989,000	105,218	21.1	44,564	8.9	50,098	10.0
1952	5,112,000	110,215	21.6	41,125	8.0	51,430	10.1
1953	5,236,000	112,522	21.5	40,886	7.8	52,794	10.1
1954	5,359,000	118,252	22.1	39,744	7.4	51,203	9.6
1955	5,482,000	120,969	22.1	40,327	7.4	54,055	9.9
1956	5,605,000	124,580	22.2	41,152	7.3	54,418	9.7
1957	5,728,000	129,257	22.6	40,367	7.0	57,171	10.0
1958	5,851,000	129,730	22.2	38,398	6.6	57,552	9.8
1959	5,974,000	130,660	21.9	38,659	6.5	58,039	9.7
1960	6,098,000	132,594	21.7	39,820	6.5	59,330	9.7
1961	6,221,000	135,320	21.8	40,699	6.5	60,814	9.8
1962	6,344,000	131,603	20.7	41,462	6.5	61,967	9.8
1963	6,467,000	132,606	20.5	43,353	6.7	63,797	9.9

TABLE 2. LIVE BIRTHS BY LEGITIMACY BY AGE OF MOTHER: 1963

AGE OF MOTHER	TOTAL		LEGITIMATE		ILLEGITIMATE	
	Number	Percent	Number	Percent	Number	Percent
All Ages	132,606	(1) 100.0	126,095	100.0	6,502	100.0
10-14	189	0.1	25	< 0.1	164	2.5
15-19	12,531	(2) 9.4	9,904	7.9	2,626	40.4
20-24	43,311	(3) 32.7	41,012	32.5	2,297	35.3
25-29	36,640	(3) 27.6	35,847	28.4	791	12.2
30-34	23,926	(3) 18.0	23,549	18.7	375	5.8
35-39	12,678	(2) 9.6	12,486	9.9	191	2.9
40-44	3,178	(2) 2.4	3,119	2.5	58	0.9
45-49	138	0.1	138	0.1		
50-54	1	< 0.1	1	< 0.1		
Unknown	14	< 0.1	14	< 0.1		

Note: Birth certificates with legitimacy unstated amounted to 9 in reference (1), 1 each in (2) and 2 in (3).

TABLE 3. BIRTHS BY LEGITIMACY FOR COUNTIES AND MAJOR CITIES: 1963

AREA	TOTAL	LEGITIMATE	ILLEGITIMATE
STATE TOTAL	132,606 (1)	126,095	6,502
ATLANTIC COUNTY	3,139	2,794	345
Atlantic City	1,017	743	274
BERGEN COUNTY	14,618 (2)	14,400	217
BURLINGTON COUNTY	5,428 (2)	5,300	127
CAMDEN COUNTY	9,091	8,644	447
Camden City	2,904	2,570	334
CAPE MAY COUNTY	968	926	42
CUMBERLAND COUNTY	2,491	2,291	200
ESSEX COUNTY	19,879	17,824	2,055
Bloomfield	1,046	1,034	12
East Orange	1,538	1,430	108
Irvington	929	921	8
Newark	10,774	8,963	1,811
GLOUCESTER COUNTY	3,296	3,183	113
HUDSON COUNTY	12,740 (2)	12,063	676
Bayonne	1,419 (2)	1,383	35
Hoboken	1,115	1,081	34
Jersey City	6,159	5,621	538
Union City	1,080	1,057	23
HUNTERDON COUNTY	1,100	1,076	24
MERCER COUNTY	5,630 (2)	5,111	518
Hamilton Township	1,544	1,381	163
Trenton	2,437 (2)	2,125	311
MIDDLESEX COUNTY	10,285 (2)	10,078	206
Woodbridge Township	1,675	1,656	19
MONMOUTH COUNTY	8,206	7,935	271
MORRIS COUNTY	5,909 (2)	5,815	93
OCEAN COUNTY	3,325	3,240	85
PASSAIC COUNTY	8,677	8,210	467
Clifton	1,350	1,336	14
Passaic City	1,097	1,028	69
Paterson	3,540	3,192	348
SALEM COUNTY	1,387	1,267	120
SOMERSET COUNTY	3,412	3,362	50
SUSSEX COUNTY	1,277	1,238	39
UNION COUNTY	9,718 (3)	9,369	346
Elizabeth	2,510 (4)	2,358	150
Union Township	726	707	19
WARREN COUNTY	1,317	1,288	29
STATE INSTITUTIONS	43	18	25
MILITARY POSTS	670	663	7

Note: Birth certificates with legitimacy unstated amounted to 9 in reference (1), 1 each in (2), 3 in (3) and 2 in (4).

TABLE 4. BIRTHS BY WEIGHT GROUP BY AGE GROUP OF MOTHER: 1963

BIRTH WEIGHT GROUP	TOTAL All Ages	AGE GROUP OF MOTHER								
		10-14	15-19	20-24	25-29	30-34	35-39	40-44	45-49	50-54
TOTAL	132,606 ⁽¹⁾	189	12,531	43,311	36,640	23,926	12,678	3,178	138	1
Over 11 lbs. (5001 or more grams)	167 ⁽²⁾		3	22	50	45	35	11		
Over 9 lbs. 14 ozs. - 11 lbs. (4501-5000 grams)	1,494	1	64	325	414	374	242	72	2	
Over 8 lbs. 13 ozs. - 9 lbs. 14 ozs. (4001-4500 grams)	8,608 ⁽²⁾	3	485	2,310	2,475	1,911	1,127	281	15	
Over 7 lbs. 11 ozs. - 8 lbs. 13 ozs. (3501-4000 grams)	33,188	27	2,575	10,399	9,470	6,375	3,435	869	38	
Over 6 lbs. 9 ozs. - 7 lbs. 11 ozs. (3001-3500 grams)	50,990 ⁽³⁾	64	4,910	17,432	14,241	8,759	4,462	1,065	47	1
Over 5 lbs. 8 ozs. - 6 lbs. 9 ozs. (2501-3000 grams)	26,048 ⁽²⁾	59	3,013	8,931	6,914	4,316	2,237	552	25	
Over 4 lbs. 6 ozs. - 5 lbs. 8 ozs. (2001-2500 grams)	7,143 ⁽²⁾	19	889	2,321	1,792	1,270	665	179	7	
Over 3 lbs. 4 ozs. - 4 lbs. 6 ozs. (1501-2000 grams)	1,946	5	267	629	489	312	180	62	2	
Over 2 lbs. 3 ozs. - 3 lbs. 4 ozs. (1001-1500 grams)	840	2	128	282	181	133	91	23		
2 lbs. 3 ozs. or less (1000 grams or less)	867	6	135	304	207	126	67	20	2	
Weight not stated	1,315 ⁽²⁾	3	62	356	407	305	137	44		

Note: Birth certificates with mother's age unstated amounted to 14 in reference (1), 1 each in (2) and 9 in (3).

TABLE 5. BIRTHS, MARRIAGES BY OCCURRENCE, DEATHS, INFANT DEATHS AND MATERNAL DEATHS
BY COUNTIES AND MAJOR CITIES (Numbers and Rates): 1963

AREA	JULY 1 ESTIMATED POPULATION		BIRTHS		MARRIAGES		DEATHS		INFANT DEATHS		MATERNAL DEATHS	
			Number	Rate	Number	Rate	Number	Rate	Number	Rate	Number	Rate
STATE TOTAL	6,167,000		132,606	20.5	13,353	6.7	63,797	9.9	3,177	24.0	50	0.4
ATLANTIC COUNTY	170,000		3,139	18.5	1,187	7.0	2,387	14.0	121	38.5	1	0.3
Atlantic City	59,000		1,017	17.2	477	8.1	1,103	18.7	55	54.1		
BERGEN COUNTY	859,000		11,618	17.0	4,922	5.7	6,717	7.9	256	17.5	4	0.3
BURLINGTON COUNTY	253,000		5,128	21.5	1,260	5.0	3,766	7.0	116	21.4	1	0.2
CAMDEN COUNTY	122,000		9,091	21.5	2,907	6.9	3,280	9.4	223	24.5	7	0.8
Camden City	115,000		2,904	25.3	1,161	10.1	1,523	13.2	111	38.2	3	1.0
CAPE MAY COUNTY	968		968	18.6	392	7.5	821	15.8	19	19.6		
CUMBERLAND COUNTY	113,000		2,191	22.0	813	7.2	1,270	11.2	76	30.5	1	0.4
ESSEX COUNTY	929,000		19,879	21.4	7,856	8.5	10,532	11.8	570	28.7	17	0.9
Bloomfield	53,000		1,016	19.7	277	5.2	516	10.3	22	21.0		
East Orange	77,000		1,538	20.0	574	7.5	1,127	14.6	33	21.5		
Irvington	59,000		929	15.7	447	7.6	732	12.4	13	14.0		
Newark	394,000		10,774	27.3	4,182	10.6	5,263	13.4	393	36.5		
GLOUCESTER COUNTY	118,000		3,296	22.1	880	5.9	1,377	9.2	75	22.8		
HUDSON COUNTY	599,000		12,740	21.3	5,003	8.4	7,529	12.6	283	22.2	2	0.6
Bayonne	73,000		1,119	19.4	475	6.5	820	11.2	32	22.6		
Hoboken	48,000		1,115	23.2	490	10.2	598	12.5	18	16.1		
Jersey City	269,000		6,159	22.9	2,319	8.7	3,532	13.1	156	25.3		
Union City	51,000		1,080	21.2	618	12.1	625	12.3	25	23.1	1	0.2
HUNTERDON COUNTY	58,000		1,100	19.0	351	6.1	624	10.8	28	25.5		
MERCER COUNTY	278,000		5,530	20.3	1,850	6.7	2,854	10.3	148	26.3	1	0.2
Hamilton Township	73,000		1,544	21.2	312	4.3	591	8.1	30	19.4		
Trenton	110,000		2,437	22.2	995	9.0	1,550	14.1	84	34.5		
MIDDLESEX COUNTY	189,000		10,285	21.0	2,199	5.1	3,510	7.2	219	21.3	1	0.4
Woodbridge Township	93,000		1,875	18.0	262	2.8	473	5.1	35	20.9		
MONMOUTH COUNTY	370,000		8,206	22.2	2,308	6.2	3,828	10.3	177	21.6		
MORRIS COUNTY	293,000		5,909	20.2	1,613	5.6	2,298	7.8	111	18.3	1	0.1
OCEAN COUNTY	125,000		3,325	26.6	817	6.5	1,477	11.8	71	21.4	1	0.2
PASSAIC COUNTY	129,000		8,877	20.2	2,924	6.8	4,307	10.0	231	26.6		
Clifton	88,000		1,350	15.3	372	4.2	735	8.4	28	20.7		
Passaic City	53,000		1,097	20.7	621	11.7	1,122	12.6	28	25.5		
Paterston	115,000		3,510	22.4	1,241	8.6	1,822	12.6	117	33.1	3	0.8
SALEM COUNTY	62,000		1,387	22.4	426	6.9	622	10.0	62	44.7	1	0.7
SOMERSET COUNTY	158,000		3,112	21.6	827	5.2	1,198	7.6	75	22.0	1	0.3
SUSSEX COUNTY	54,000		1,277	23.6	407	7.5	573	10.6	34	26.6	2	1.6
UNION COUNTY	539,000		9,718	18.0	3,320	6.2	4,815	8.9	236	24.3	2	0.1
Elizabeth	106,000		2,510	23.7	800	7.5	1,313	12.4	86	31.3	1	0.4
Union Township	56,000		726	13.0	277	4.9	489	8.7	15	20.7		
WARREN COUNTY	66,000		1,317	20.0	472	7.2	804	12.2	33	25.1		
STATE INSTITUTIONS			13				31		1	23.3	1	1.5
MILITARY POSTS			670		289		44		12	17.9		

NOTE: Infant and maternal death rates are per 1,000 live births. All other rates are per 1,000 estimated population. Rates for State Institutions and Military Posts are not computed due to lack of population base.

TABLE 6. MARRIAGES IN NEW JERSEY BY AGE OF HUSBAND BY AGE OF WIFE: 1963

TABLE 6. MARRIAGES IN NEW JERSEY BY AGE OF HUSBAND BY AGE OF WIFE: 1963

Wife's age Group	HUSBAND'S AGE GROUP																	
	TOTAL All Ages	<15	15	16	17	18	19	20-24	25-29	30-34	35-39	40-44	45-49	50-54	55-59	60-64	65-69	70+
TOTAL	13,353		4	38	232	1,003	1,905	20,281	8,161	3,194	2,179	1,587	1,157	888	716	553	115	110
All Ages																		
<15	12		1	2	5	6	6	18	4									
15	225		3	5	30	50	148	80	7	2								
16	939			9	57	121	221	163	40	7	1							
17	1,550			14	71	225	239	810	90	17	3			1				
18	3,724			5	43	301	541	2,494	256	54	20	7	2	1		1		
19	4,915			2	12	116	421	3,613	561	90	25	11	2	1	1	4		
20-24	19,268			1	14	83	369	12,010	5,158	1,162	343	86	25	8	4	2		1
25-29	4,178					1	7	593	1,795	1,025	503	160	64	17	9	2	2	
30-34	2,313							95	392	710	513	349	144	52	18	6	2	2
35-39	1,759						3	39	120	275	174	107	247	102	62	19	7	4
40-44	1,360							5	30	91	197	371	308	188	110	41	15	4
45-49	1,950							1	6	25	75	142	233	259	186	70	39	15
50-54	795								2	5	19	42	99	193	169	149	57	39
55-59	505									1	4	12	28	54	124	130	96	56
60-64	336										2		5	9	100	93	25	94
65-69	225													3	25	79	109	109
70+	119													1	6	25	86	86

TABLE 7. BIRTHS AND INFANT, NEONATAL, FETAL, PERINATAL
AND MATERNAL DEATHS (Numbers and Rates): 1939-1963

YEAR	BIRTHS		INFANT DEATHS		NEONATAL DEATHS		FETAL DEATHS		PERINATAL DEATHS		MATERNAL DEATHS	
	Number	Rate	Number	Rate	Number	Rate	Number	Rate	Number	Rate	Number	Rate
1939	56,859	38.3	2,180	24.8	1,412	28.3	1,609	26.0			166	2.9
1940	59,328	35.3	2,094	24.0	1,422	24.0	1,543	25.8			172	2.9
1941	67,104	35.6	2,392	24.6	1,651	24.6	1,732	24.8			166	1.9
1942	80,812	31.4	2,535	22.5	1,821	22.5	2,006	24.0			152	1.8
1943	82,356	33.8	2,782	23.0	1,892	23.0	1,978				151	
1944	75,652	33.9	2,567	23.2	1,756	23.2	1,744	23.1			119	1.6
1945	76,995	32.1	2,470	21.8	1,680	21.8	1,827	23.7			118	1.5
1946	95,044	28.5	2,705	21.3	2,020	21.3	2,127	22.4			119	1.3
1947	106,086	27.9	2,959	20.9	2,217	20.9	2,265	21.4	4,190	38.7	105	1.0
1948	97,278	26.6	2,589	20.2	1,961	20.2	1,964	20.2	3,664	36.9	76	0.8
1949	97,414	25.9	2,521	19.6	1,910	19.6	1,972	20.2			72	0.7
1950	97,734	25.0	2,445	19.2	1,875	19.2	1,845	18.9	3,653	36.8	70	0.7
1951	105,218	23.9	2,516	18.2	1,917	18.2	1,993	18.9	3,680	34.3	69	0.7
1952	110,215	23.9	2,633	17.8	1,963	17.8	2,002	18.2	3,739	33.3	70	0.6
1953	112,522	23.6	2,654	18.2	2,043	18.2	2,046	18.2	3,854	33.6	55	0.5
1954	118,232	23.6	2,789	17.6	2,078	17.6	1,933	16.3	3,767	31.3	59	0.5
1955	120,969	24.4	3,050	18.3	2,211	18.3	2,115	17.5	4,086	33.2	64	0.5
1956	124,580	24.5	3,050	18.7	2,324	18.7	2,110	16.9	4,151	32.8	39	0.3
1957	129,257	24.5	3,161	18.8	2,430	18.8	2,148	16.6	4,299	32.7	44	0.3
1958	129,730	24.4	3,160	18.8	2,434	18.8	2,185	16.8	4,354	33.0	54	0.4
1959	130,660	24.5	3,201	18.8	2,459	18.8	2,109	16.1	4,294	32.3	51	0.4
1960	132,594	24.5	3,248	18.5	2,458	18.5	2,201	16.6	4,411	32.7	44	0.3
1961	135,320	24.0	3,244	18.3	2,470	18.3	2,207	16.3	4,433	32.2	47	0.3
1962	131,603	23.9	3,149	18.5	2,432	18.5	2,137	16.2	4,356	32.6	43	0.3
1963	132,606	24.0	3,177	19.0	2,516	19.0	2,255	17.0	4,523	33.5	50	0.4

NOTE: Rates are per 1,000 live births except the perinatal death rate which represents the number of infant deaths under 7 days plus fetal deaths per thousand live births plus fetal deaths. Perinatal deaths not available prior to 1947. Beginning with 1951, neonatal deaths include only deaths under 28 days of age.

TABLE 8. BIRTHS, MARRIAGES, DEATHS, FETAL DEATHS, INFANT DEATHS

AND NEONATAL DEATHS BY COUNTIES AND MUNICIPALITIES: 1963

(Marriage data by place of occurrence, all other by place of residence)

*** ATLANTIC COUNTY ***

MUNICIPALITY	Births	Marriages	Deaths	Fetal Deaths	Infant Deaths	Neonatal Deaths
ABSECON CITY	153	22	69	1	3	2
ATLANTIC CITY	1,017	477	1,103	29	55	42
BRIGANTINE CITY	77	20	33	3	3	3
BUENA BOROUGH	48	32	28		1	1
BUENA VISTA TOWNSHIP	101	14	25			
CORBIN CITY	8	2	5		1	
EGG HARBOR CITY	108	56	63	2	1	1
EGG HARBOR TOWNSHIP	116	14	80	3	8	7
ESTELL MANOR CITY	8	3	4			
FOLSOM BOROUGH	15	1	7			
GALLOWAY TOWNSHIP	74	36	67	2	4	3
HAMILTON TOWNSHIP	131	41	65	1	2	1
HAMMONTON TOWN	242	63	106	3	6	4
LINWOOD CITY	96	31	37	2	3	3
LONGPORT BOROUGH	9	3	20			
MARGATE CITY	141	58	110		5	5
MULLICA TOWNSHIP	44	5	35	2	1	1
NORTHFIELD CITY	143	21	66	1	6	5
PLEASANTVILLE CITY	363	123	207	7	14	13
PORT REPUBLIC CITY	6	4	10			
SOMERS POINT CITY	93	48	74	3	3	3
VENTNOR CITY	123	110	157	2	5	3
WEYMOUTH TOWNSHIP	23	3	16			
TOTAL	3,139	1,187	2,387	61	121	97

*** BERGEN COUNTY *** 1963

ALLENDALE BOROUGH	87	21	39	5	1	1
ALPINE BOROUGH	20	7	8			
BERGENFIELD BOROUGH	468	155	219	4	8	5
BOGOTA BOROUGH	151	79	94	4	3	2
CARLSTADT BOROUGH	151	12	76	2	5	5
CLIFFSIDE PARK BOROUGH	300	76	211	4	3	3
CLOSTER BOROUGH	166	28	54	4	2	2
CRESSKILL BOROUGH	114	40	60	1	1	1
DEMAREST BOROUGH	66	27	29		1	1
DUMONT BOROUGH	371	114	143	7	6	5
EAST PATERSON BOROUGH	328	77	136	2	9	8
EAST RUTHERFORD BOROUGH	142	61	79	2	5	4
EDGEWATER BOROUGH	97	43	53	1	1	1
EMERSON BOROUGH	134	18	37	3	3	2
ENGLEWOOD CITY	475	289	294	16	14	14
ENGLEWOOD CLIFFS BOROUGH	63	8	25	1		
FAIR LAWN BOROUGH	429	219	249	6	4	3
FAIRVIEW BOROUGH	176	114	94	3	3	1
FORT LEE BOROUGH	529	172	197	17	10	8
FRANKLIN LAKES BOROUGH	90	16	28			
GARFIELD BOROUGH	595	172	299	9	17	15
GLEN ROCK BOROUGH	141	77	82	2	5	5
HACKENSACK CITY	700	347	330	7	10	9
HARRINGTON PARK BOROUGH	74	18	34	1		
HASBROUCK HEIGHTS BOROUGH	188	86	102	2	2	2
HAWORTH BOROUGH	27	23	29		1	1
HILLSDALE BOROUGH	150	47	68	4	2	2
HOHOKUS BOROUGH	32	45	21	2	1	
LEONIA BOROUGH	121	46	93	2	6	5
LITTLE FERRY BOROUGH	156	42	67	5	3	2
LODI BOROUGH	655	109	180	11	8	7
LYNDHURST TOWNSHIP	440	145	196	4	11	8
MAHWAH TOWNSHIP	143	29	60	3	2	2
MAYWOOD BOROUGH	196	90	105	3	1	1
MIDLAND PARK BOROUGH	179	45	69	1	4	3
MONTVALE BOROUGH	131	9	32	1	2	2
MOONACHIE BOROUGH	71	9	21	1	1	1
NEW MILFORD BOROUGH	482	107	115	7	8	7

BERGEN COUNTY - Continued 1963

MUNICIPALITY	Births	Marriages	Deaths	Fetal Deaths	Infant Deaths	Neonatal Deaths
NORTH ARLINGTON BOROUGH	385	110	139	7	4	3
NORTHVALE BOROUGH	111	15	16	2	1	1
NORWOOD BOROUGH	60	23	31	1	2	2
OAKLAND BOROUGH	288	43	45		3	2
OLD TAPPAN BOROUGH	62	10	10			
ORADELL BOROUGH	88	13	55	3	2	2
PALISADE PARK BOROUGH	265	80	111	6	5	4
PARAMUS BOROUGH	386	129	125	6	3	2
PARK RIDGE BOROUGH	173	53	56	2	4	3
RAMSEY BOROUGH	174	66	82		3	3
RIDGEFIELD BOROUGH	225	78	94	5	2	1
RIDGEFIELD PARK TOWNSHIP	255	55	163	2	5	4
RIDGEWOOD VILLAGE	294	194	238	6	8	6
RIVER EDGE BOROUGH	171	79	102	5	2	2
RIVER VALE TOWNSHIP	147	3	41	1	4	3
ROCHELLE PARK TOWNSHIP	84	36	52		2	2
ROCKLEIGH BOROUGH	1	1	3		1	1
RUTHERFORD BOROUGH	348	122	239	7	9	7
SADDLE RIVER BOROUGH	22	16	20	1	1	1
SADDLE BROOK TOWNSHIP	257	61	82	2	1	1
SO. HACKENSACK TOWNSHIP	40	3	12	1		
TEANECK TOWNSHIP	550	270	361	17	8	8
TENAFLY BOROUGH	161	97	141	8	3	3
TETERBORO BOROUGH			1			
UPPER SADDLE RIVER BORO.	76	17	20		1	1
WALDWICK BOROUGH	259	15	46	3	3	3
WALLINGTON BOROUGH	155	62	90	2	2	2
WASHINGTON TOWNSHIP	168	22	43	4	4	4
WESTWOOD BOROUGH	215	84	85	3	3	2
WOODCLIFF LAKE BOROUGH	40	11	26		1	1
WOOD RIDGE BOROUGH	117	61	97		4	4
WYCKOFF TOWNSHIP	203	71	93	3	2	
TOTAL	14,618	4,922	6,747	244	256	216

*** BURLINGTON COUNTY *** 1963

BASS RIVER TOWNSHIP	7	5	14			
BEVERLY CITY	106	27	42	2	1	1
BORDENTOWN CITY	170	49	74	1	3	3
BORDENTOWN TOWNSHIP	103	9	47	3	4	3
BURLINGTON CITY	304	148	144	3	12	9
BURLINGTON TOWNSHIP	183	17	33	3	2	2
CHESTERFIELD TOWNSHIP	20	41	13			
CINNAMINSON TOWNSHIP	205	30	51	3	4	3
DELANCO TOWNSHIP	71	10	43	4	1	
DELTRAN TOWNSHIP	99	10	29			
EASTAMPTON TOWNSHIP	28	5	9		1	1
EDGEWATER PARK TOWNSHIP	113	15	23	2	1	1
EVESHAM TOWNSHIP	194	18	58	2	4	4
FIELDSBORO BOROUGH	16	9	5			
FLORENCE TOWNSHIP	146	44	86	2	6	5
HAINESPORT TOWNSHIP	63	19	30	1	2	2
LUMBERTON TOWNSHIP	51	5	18			
MANSFIELD TOWNSHIP	34	11	22	1	1	1
MAPLE SHADE TOWNSHIP	267	102	126	4	4	3
MEDFORD LAKES BOROUGH	58	38	14	1		
MEDFORD TOWNSHIP	142	28	53	1	2	1
MOORESTOWN TOWNSHIP	215	77	120	1	7	7
MOUNT HOLLY TOWNSHIP	462	105	140	7	12	11
MOUNT LAUREL TOWNSHIP	127	4	39		3	3
NEW HANOVER TOWNSHIP	24	3	6	1	1	
NORTH HANOVER TOWNSHIP	77	62	14	1	6	4
PALMYRA BOROUGH	181	58	89	3	3	3
PEMBERTON BOROUGH	94	16	16		1	1
PEMBERTON TOWNSHIP	422	21	89	2	14	10
RIVERSIDE TOWNSHIP	233	90	109		4	4
RIVERTON BOROUGH	132	46	45		4	2

BURLINGTON COUNTY - Continued 1963

MUNICIPALITY	Births	Marriages	Deaths	Fetal Deaths	Infant Deaths	Neonatal Deaths
SHAMONG TOWNSHIP	13	4	6		1	1
SOUTHAMPTON TOWNSHIP	100	36	35	1		
SPRINGFIELD TOWNSHIP	55	7	21	1	2	2
TABERNAACLE TOWNSHIP	41	9	9		2	2
WASHINGTON TOWNSHIP	10	3	6			
WESTAMPTON TOWNSHIP	42	7	9			
WILLINGBORO TOWNSHIP	689	53	63	8	8	7
WOODLAND TOWNSHIP	18	1	4	1		
WRIGHTSTOWN BOROUGH	113	18	12	1		
TOTAL	5,428	1,260	1,766	60	116	96

*** CAMDEN COUNTY *** 1963

AUDUBON BOROUGH	213	76	114	3	5	4
AUDUBON PARK BOROUGH	28		15		2	
BARRINGTON BOROUGH	147	42	58	2	1	1
BELLMAWR BOROUGH	308	44	66	1		
BERLIN BOROUGH	137	61	51	3	7	6
BERLIN TOWNSHIP	66	8	22	1		
BROOKLAWN BOROUGH	54	14	30		4	4
CAMDEN CITY	2,904	1,161	1,523	61	111	83
CHESILHURST BOROUGH	7	3	5		1	1
CLEMENTON BOROUGH	90	47	50	1	1	1
COLLINGSWOOD BOROUGH	376	116	234	4	10	9
CHERRY HILL TOWNSHIP	797	130	227	12	8	6
GIBBSBORO BOROUGH	73	18	10	3		
GLOUCESTER CITY	344	104	187	5	5	3
GLOUCESTER TOWNSHIP	486	58	108	6	3	1
HADDONFIELD BOROUGH	306	139	171	6	7	7
HADDON HEIGHTS BOROUGH	134	111	81	1	1	1
HADDON TOWNSHIP	188	40	134	2	4	3
HI NELLA BOROUGH	5		3			
LAUREL SPRINGS BOROUGH	40	11	20			
LAWNSIDE BOROUGH	49	17	30		4	2
LINDENWOLD BOROUGH	225	62	60	1	9	4
MAGNOLIA BOROUGH	126	29	36	3	1	
MERCHANTVILLE BOROUGH	94	116	74	3	5	5
MOUNT EPHRAIM BOROUGH	95	43	35			
OAKLYN BOROUGH	108	36	80	1	3	2
PENNSAUKEN TOWNSHIP	726	138	275	10	14	11
PINE HILL BOROUGH	97	31	42	2	2	1
PINE VALLEY BOROUGH			1			
RUNNEMEDE BOROUGH	171	80	46	2	2	2
SOMERDALE BOROUGH	169	34	26	4	5	5
STRATFORD BOROUGH	154	25	27	3	4	3
TAVISTOCK BOROUGH						
VOORHEES TOWNSHIP	63	11	13		1	1
WATERFORD TOWNSHIP	98	41	41	1		
WINSLOW TOWNSHIP	150	46	57	3	2	2
WOOD LYNNE BOROUGH	63	15	28	1	1	
TOTAL	9,091	2,907	3,980	145	223	168

*** CAPE MAY COUNTY ***

AVALON BOROUGH	11	8	9			
CAPE MAY CITY	92	35	64	2	2	1
CAPE MAY PT. BOROUGH	3		6			
DENNIS TOWNSHIP	52	23	42		2	1
LOWER TOWNSHIP	128	48	110	3	2	2
MIDDLE TOWNSHIP	159	54	109	2	4	3
NO. WILDWOOD CITY	49	11	55	2	1	1
OCEAN CITY	125	74	153	3	1	1
SEA ISLE CITY	31	14	20		1	1
STONE HARBOR BOROUGH	12	10	17	1		
UPPER TOWNSHIP	74	11	49	1	1	1
WEST CAPE MAY BOROUGH	27	3	15		1	1
WEST WILDWOOD BOROUGH	15		2			

CAPE MAY COUNTY - Continued

MUNICIPALITY	Births	Marriages	Deaths	Fetal Deaths	Infant Deaths	Neonatal Deaths
WILDWOOD CITY	85	73	101	1	1	1
WILDWOOD CREST BOROUGH	53	20	45		2	2
WOODBINE BOROUGH	52	8	27	1	1	
TOTAL	968	392	824	16	19	15

*** CUMBERLAND COUNTY ***

BRIDGETON CITY	628	245	329	10	24	17
COMMERCIAL TOWNSHIP	98	24	59		4	2
DEERFIELD TOWNSHIP	48	5	24		2	1
DOWNE TOWNSHIP	28	7	33			
FAIRFIELD TOWNSHIP	72	12	38	3	1	
GREENWICH TOWNSHIP	26	3	5	2		
HOPEWELL TOWNSHIP	56	12	30	1	1	
LAWRENCE TOWNSHIP	73	23	32	1		
MAURICE RIVER TOWNSHIP	61	16	40		3	3
MILLVILLE CITY	426	156	257	9	14	12
SHILOH BOROUGH	10	1	3			
STOW CREEK TOWNSHIP	17	1	5			
UPPER DEERFIELD TOWNSHIP	107	27	42	3	3	1
VINELAND CITY	841	281	373	20	24	18
TOTAL	2,491	813	1,270	49	76	54

*** ESSEX COUNTY *** / 1963

BELLEVILLE TOWN	753	249	302	11	11	7
BLOOMFIELD TOWN	1,046	277	546	18	22	19
CALDWELL BOROUGH	133	94	79	6	2	2
CALDWELL TOWNSHIP	130	22	24		1	1
CEDAR GROVE TOWNSHIP	200	49	72	2	4	3
EAST ORANGE CITY	1,538	574	1,127	28	33	27
ESSEX FELS BOROUGH	21	32	14			
GLEN RIDGE BOROUGH	94	39	91	1	4	1
IRVINGTON TOWN	929	447	732	22	13	10
LIVINGSTON TOWNSHIP	413	81	142	2	7	6
MAPLEWOOD TOWNSHIP	295	220	296	3	2	2
MILLBURN TOWNSHIP	268	201	190	4	5	5
MONTCLAIR TOWN	672	364	596	14	20	14
NEWARK CITY	10,774	4,182	5,263	284	393	319
NO. CALDWELL BOROUGH	40	5	25			
NUTLEY TOWN	503	230	253	8	8	7
ORANGE CITY	777	287	419	16	15	13
ROSELAND BOROUGH	42	18	30	3	2	2
SOUTH ORANGE VILLAGE	165	165	187	1	8	7
VERONA BOROUGH	242	100	105	2	3	3
WEST CALDWELL BOROUGH	172	9	74	2	2	2
WEST ORANGE TOWN	672	211	365	7	15	13
TOTAL	19,879	7,856	10,932	434	570	463

*** GLOUCESTER COUNTY *** 1963

CLAYTON BOROUGH	98	44	45	2	4	4
DEPTFORD TOWNSHIP	377	107	134	6	11	8
EAST GREENWICH TOWNSHIP	50	11	25		1	1
ELK TOWNSHIP	34	8	31	1	4	3
FRANKLIN TOWNSHIP	179	40	65		4	3
GLASSBORO BOROUGH	230	58	102	4	5	4
GREENWICH TOWNSHIP	83	20	23		2	1
HARRISON TOWNSHIP	67	17	24	1	1	1
LOGAN TOWNSHIP	18	7	18	1	1	1
MANTUA TOWNSHIP	234	33	66		3	1
MONROE TOWNSHIP	234	86	107	3	6	4
NATIONAL PARK BOROUGH	79	39	37	2		
NEWFIELD BOROUGH	35	24	16	2	1	1

1-63
GLOUCESTER COUNTY - Continued

MUNICIPALITY	Births	Marriages	Deaths	Fetal Deaths	Infant Deaths	Neonatal Deaths
PAULSBORO BOROUGH	235	74	92	5	6	5
PITMAN BOROUGH	175	57	111	1	3	2
SO. HARRISON TOWNSHIP	15	4	12			
SWEDESBORO BOROUGH	87	27	40	5		
WASHINGTON TOWNSHIP	63	15	51		3	3
WENONAH BOROUGH	79	11	27	2	3	3
WEST DEPTFORD TOWNSHIP	186	16	68	1	5	3
WESTVILLE BOROUGH	137	51	64	1	2	
WOODBURY CITY	534	113	189	4	10	7
WOODBURY HEIGHTS BOROUGH	57	16	21	1		
WOOLWICH TOWNSHIP	10	2	9			
TOTAL	3,296	880	1,377	42	75	55

*** HUDSON COUNTY ***

BAYONNE CITY	1,419	475	820	21	32	24
EAST NEWARK BOROUGH	29	46	25		2	2
GUTTENBERG TOWN	91	19	81	1	3	3
HARRISON TOWN	217	89	170	6	6	5
HOBOKEN CITY	1,115	490	598	22	18	14
JERSEY CITY	6,159	2,349	3,532	115	156	125
KEARNY TOWN	750	253	448	14	15	9
NO. BERGEN TOWNSHIP	791	142	503	14	11	9
SECAUCUS BOROUGH	154	72	121	2	3	2
UNION CITY	1,080	618	625	26	25	19
WEEHAWKEN TOWNSHIP	217	41	196	7	2	2
WEST NEW YORK TOWN	718	409	410	15	10	9
TOTAL	12,740	5,003	7,529	243	283	223

*** HUNTERDON COUNTY ***

ALEXANDRIA TOWNSHIP	30	2	13	1	1	
BETHLEHEM TOWNSHIP	16		9			
BLOOMSBURY BOROUGH	23	4	14		1	1
CALIFON BOROUGH	24	9	5	1		
CLINTON TOWN	25	22	18			
CLINTON TOWNSHIP	67	5	37		2	2
DELAWARE TOWNSHIP	48	12	44		1	1
EAST AMWELL TOWNSHIP	37	3	32	1	2	2
FLEMINGTON BOROUGH	65	62	42	1	4	4
FRANKLIN TOWNSHIP	27	7	18	1		
FRENCHTOWN BOROUGH	23	6	18			
GLEN GARDNER BOROUGH	23	1	19	1	2	1
HAMPTON BOROUGH	36	11	11			
HIGH BRIDGE BOROUGH	52	26	27		4	4
HOLLAND TOWNSHIP	44	8	19		1	1
KINGWOOD TOWNSHIP	30	20	22	2	1	1
LAMBERTVILLE CITY	98	57	65	1	2	2
LEBANON BOROUGH	16	11	10		1	1
LEBANON TOWNSHIP	53	6	31			
MILLFORD BOROUGH	33	9	17			
RARITAN TOWNSHIP	100	10	47	3	3	3
READINGTON TOWNSHIP	116	37	54	1	2	2
STOCKTON BOROUGH	8	4	7	1		
TEWKSBURY TOWNSHIP	34	12	23	2	1	1
UNION TOWNSHIP	33	4	12	1		
WEST AMWELL TOWNSHIP	39	3	10			
TOTAL	1,100	351	624	17	28	26

*** MERCER COUNTY ***

EAST WINDSOR TOWNSHIP	45	4	24	3	2	2
EWING TOWNSHIP	443	126	200	4	10	7
HAMILTON TOWNSHIP	1,544	312	591	26	30	27
HIGHTSTOWN BOROUGH	94	39	57	4	3	3

MERCER COUNTY - Continued

MUNICIPALITY	Births	Marriages	Deaths	Fetal Deaths	Infant Deaths	Neonatal Deaths
HOPEWELL BOROUGH	51	14	32			
HOPEWELL TOWNSHIP	121	28	60	2	3	2
LAWRENCE TOWNSHIP	301	90	91	7	4	4
PENNINGTON BOROUGH	50	16	17	2	2	2
PRINCETON BOROUGH	146	172	118	7	3	3
PRINCETON TOWNSHIP	219	36	64		6	5
TRENTON CITY	2,437	995	1,550	64	84	66
WASHINGTON TOWNSHIP	75	12	26	3		
WEST WINDSOR TOWNSHIP	104	6	24	3	1	1
TOTAL	5,630	1,850	2,854	125	148	122

*** MIDDLESEX COUNTY ***

CARTERET BOROUGH	476	122	158	10	11	5
CRANBURY TOWNSHIP	78	16	37	1	4	4
DUNELLEN BOROUGH	176	55	86	2		
EAST BRUNSWICK TOWNSHIP	740	44	141	10	15	13
EDISON TOWNSHIP	976	229	272	14	26	19
HELMETTA BOROUGH	22	5	7	1		
HIGHLAND PARK BOROUGH	263	56	131	7	6	5
JAMESBURG BOROUGH	129	44	51	4		
MADISON TOWNSHIP	461	86	138	15	17	12
METUCHEN BOROUGH	507	114	146	7	9	7
MIDDLESEX BOROUGH	247	41	73	5	7	6
MILLTOWN BOROUGH	128	47	57	3	1	1
MONROE TOWNSHIP	39	2	27		2	
NEW BRUNSWICK CITY	885	422	421	18	23	18
NO. BRUNSWICK TOWNSHIP	214	23	89	2	4	4
PERTH AMBOY CITY	752	457	465	9	20	13
PISCATAWAY TOWNSHIP	495	68	114	8	13	9
PLAINSBORO TOWNSHIP	17	5	5			
SAYREVILLE BOROUGH	428	53	137	5	7	6
SOUTH AMBOY CITY	301	107	118	1	4	3
SO. BRUNSWICK TOWNSHIP	320	50	74	2	4	4
SO. PLAINFIELD BOROUGH	457	56	115	5	5	4
SOUTH RIVER BOROUGH	335	103	128	3	5	4
SPOTSWOOD BOROUGH	164	32	47	1	1	1
WOODBIDGE TOWNSHIP	1,675	262	473	26	35	26
TOTAL	10,285	2,499	3,510	159	219	164

*** MONMOUTH COUNTY *** 1963

ALLENHURST BOROUGH	16	6	12	2		
ALLENTOWN BOROUGH	33	19	18			
ASBURY PARK CITY	398	237	337	5	16	11
ATLANTIC HIGHLANDS BORO.	103	55	55	2	2	2
AVON-BY-THE-SEA BOROUGH	21	22	26			
BELMAR BOROUGH	122	69	81	1	1	1
BRADLEY BEACH BOROUGH	68	36	61	5	2	2
BRIELLE BOROUGH	49	15	36		1	
COLTS NECK TOWNSHIP	55	10	23		1	
DEAL BOROUGH	32	26	22		2	2
EATONTOWN BOROUGH	366	36	69	3	10	9
ENGLISHTOWN BOROUGH	74	23	34	2	6	5
FAIR HAVEN BOROUGH	86	16	68		2	2
FARMINGDALE BOROUGH	37	21	15			
FREEHOLD BOROUGH	237	144	109	6	7	5
FREEHOLD TOWNSHIP	135	11	41	4	1	
HIGHLANDS BOROUGH	94	24	52	4	2	2
HOLMDEL TOWNSHIP	65	22	18			
HOWELL TOWNSHIP	274	54	115	1	6	5
INTERLAKEN BOROUGH	15	1	10		1	1
KEANSBURG BOROUGH	192	78	107	4	4	2
KEYPORT BOROUGH	184	97	96	1	2	1
LITTLE SILVER BOROUGH	79	16	32		2	1
LOCH ARBOUR VILLAGE	5		6			

MONMOUTH COUNTY - Continued

MUNICIPALITY	Births	Marriages	Deaths	Fetal Deaths	Infant Deaths	Neonatal Deaths
LONG BRANCH CITY	786	186	298	10	13	10
MANALAPAN TOWNSHIP	92	11	31		2	1
MANASQUAN BOROUGH	92	50	64	1		
MARLBORO TOWNSHIP	94	24	42	3	6	6
MATAWAN BOROUGH	313	56	58	4	3	3
MATAWAN TOWNSHIP	173	15	63	5	4	2
MIDDLETOWN TOWNSHIP	937	165	321	10	17	14
MILLSTONE TOWNSHIP	50	10	19			
MONMOUTH BEACH BOROUGH	29	9	13	1	1	1
NEPTUNE CITY BOROUGH	107	19	63	1	3	1
NEPTUNE TOWNSHIP	615	102	336	12	17	12
OCEAN TOWNSHIP	226	45	117	4	2	
NEW SHREWSBURY BOROUGH	118	19	43	4	2	2
OCEANPORT BOROUGH	110	17	30		2	1
RARITAN TOWNSHIP	509	17	105	13	9	6
RED BANK BOROUGH	278	204	206	5	7	5
ROOSEVELT BOROUGH	13	1	6			
RUMSON BOROUGH	76	52	82		3	2
SEA BRIGHT BOROUGH	26	14	22	1	1	
SEA GIRT BOROUGH	32	14	38		1	1
SHREWSBURY BOROUGH	50	29	24	2	1	
SHREWSBURY TOWNSHIP	26	4	6			
SOUTH BELMAR BOROUGH	47	7	22			
SPRING LAKE BOROUGH	48	49	51			
SPRING LAKE HEIGHTS BORO.	77	17	37	1		
UNION BEACH BOROUGH	151	59	74	4	4	2
UPPER FREEHOLD TOWNSHIP	102	10	40		3	2
WALL TOWNSHIP	218	35	124	2	6	5
WEST LONG BRANCH BOROUGH	71	30	50	1	2	2
TOTAL	8,206	2,308	3,828	124	177	129

*** MORRIS COUNTY *** 1963

BOONTON TOWN	147	40	98	3	3	3
BOONTON TOWNSHIP	46	7	22	2	2	2
BUTLER BOROUGH	166	75	71	2	8	8
CHATHAM BOROUGH	165	58	81	1	3	3
CHATHAM TOWNSHIP	76	21	43	1		
CHESTER BOROUGH	36	20	14			
CHESTER TOWNSHIP	31	1	10			
DENVILLE TOWNSHIP	242	44	104	4	10	8
DOVER TOWN	392	168	181	10	10	9
EAST HANOVER TOWNSHIP	65	31	25	1		
FLORHAM PARK BOROUGH	143	32	63		1	1
HANOVER TOWNSHIP	194	42	72	3	8	8
HARDING TOWNSHIP	27	27	22		1	1
JEFFERSON TOWNSHIP	247	31	72	3	5	3
KINNELON BOROUGH	81	20	30			
LINCOLN PARK BOROUGH	119	24	54	3	2	
MADISON BOROUGH	298	108	113	4	7	4
MENDHAM BOROUGH	43	30	25	2	2	2
MENDHAM TOWNSHIP	34	3	25	2	1	1
MINE HILL TOWNSHIP	67	24	22			
MONTVILLE TOWNSHIP	193	53	61	2	1	1
MORRIS PLAINS BOROUGH	140	23	60	3	2	2
MORRISTOWN TOWN	456	171	255	9	13	9
MORRIS TOWNSHIP	155	83	76	2	3	3
MOUNT ARLINGTON BOROUGH	49	12	17		2	2
MOUNTAIN LAKES BOROUGH	41	63	30		2	2
MOUNT OLIVE TOWNSHIP	107	4	39	2		
NETCONG BOROUGH	74	54	31		2	1
PARSIPPANY TROY HILLS TWP.	576	91	117	6	8	7
PASSAIC TOWNSHIP	139	26	42	2	3	3
PEQUANNOCK TOWNSHIP	210	47	73	5	2	2
RANDOLPH TOWNSHIP	144	29	41	1	1	1
RIVERDALE BOROUGH	55	2	13		1	1
ROCKAWAY BOROUGH	154	31	53	2	1	1
ROCKAWAY TOWNSHIP	253	29	58		1	1

MORRIS COUNTY - Continued 1963

MUNICIPALITY	Births	Marriages	Deaths	Fetal Deaths	Infant Deaths	Neonatal Deaths
ROXBURY TOWNSHIP	254	67	93	4	2	2
VICTORY GARDENS BOROUGH	23		3	1	1	1
WASHINGTON TOWNSHIP	91	13	34	1		
WHARTON BOROUGH	176	39	55	3	3	2
TOTAL	5,909	1,643	2,298	84	111	94

*** OCEAN COUNTY *** 1963

BARNEGAT LIGHT BOROUGH	7	1	3			
BAY HEAD BOROUGH	12	26	16			
BEACH HAVEN BOROUGH	36	18	29			
BEACHWOOD BOROUGH	68	14	45			
BERKELEY TOWNSHIP	100	25	35		3	3
BRICK TOWNSHIP	497	72	183	4	8	6
DOVER TOWNSHIP	618	167	197	8	12	10
EAGLESWOOD TOWNSHIP	10	4	22			
HARVEY CEDARS BOROUGH	5		3			
ISLAND HEIGHTS BOROUGH	24	10	17			
JACKSON TOWNSHIP	348	11	83	7	4	3
LACEY TOWNSHIP	56	11	40		1	1
LAKEHURST BOROUGH	207	4	31	4	10	7
LAKEWOOD TOWNSHIP	407	180	234	9	14	10
LAVALLETTE BOROUGH	24	10	25	1	1	1
LITTLE EGG HARBOR TWP.	11	3	9			
LONG BEACH TOWNSHIP	27	17	21			
MANCHESTER TOWNSHIP	54	6	20			
MANTOLOKING BOROUGH	3		3			
OCEAN GATE BOROUGH	16	3	13			
OCEAN TOWNSHIP	12	4	23		1	
PINE BEACH BOROUGH	20	3	19	1		
PLUMSTEAD TOWNSHIP	189	41	29	2	4	2
POINT PLEASANT BEACH BORO.	60	69	60	1		
POINT PLEASANT BOROUGH	252	47	143	4	8	5
SEASIDE HEIGHTS BOROUGH	11	8	20	1		
SEASIDE PARK BOROUGH	21	15	28		1	1
SHIP BOTTOM BOROUGH	10	5	16			
SO. TOMS RIVER BOROUGH	109	5	15	3	2	
STAFFORD TOWNSHIP	35	21	42		1	1
SURF CITY BOROUGH	8	5	6		1	1
TUCKERTON BOROUGH	48	8	25			
UNION TOWNSHIP	20	4	22			
TOTAL	3,325	817	1,477	45	71	51

*** PASSAIC COUNTY *** 1963

BLOOMINGDALE BOROUGH	161	21	59	4	6	5
CLIFTON CITY	1,350	372	735	17	28	23
HALEDON BOROUGH	70	48	67	1		
HAWTHORNE BOROUGH	304	122	180	2	10	6
LITTLE FALLS TOWNSHIP	166	71	90	2	3	3
NORTH HALEDON BOROUGH	103	12	63	2		
PASSAIC CITY	1,097	621	644	16	28	22
PATERSON CITY	3,540	1,241	1,822	78	117	91
POMPTON LAKES BOROUGH	184	101	60	1	2	2
PROSPECT PARK BOROUGH	94	15	53	1	1	1
RINGWOOD BOROUGH	113	21	33	2	6	5
TOTOWA BOROUGH	151	53	77	1	4	4
WANAQUE BOROUGH	246	28	51	3	5	4
WAYNE TOWNSHIP	683	110	199	12	7	5
WEST MILFORD TOWNSHIP	249	56	110	6	9	7
WEST PATERSON BOROUGH	166	32	64		5	4
TOTAL	8,677	2,924	4,307	148	231	182

*** SALEM COUNTY *** 1963

MUNICIPALITY	Births	Marriages	Deaths	Fetal Deaths	Infant Deaths	Neonatal Deaths
ALLOWAY TOWNSHIP	44	8	26	2	1	1
ELMER BOROUGH	34	11	11		1	1
ELSINBORO TOWNSHIP	11		11			
LOWER ALLOWAY CREEK TWP.	36	5	12			
LOWER PENNS NECK TOWNSHIP	279	66	97	6	15	13
MANNINGTON TOWNSHIP	38	6	20		5	4
OLDMANS TOWNSHIP	50	21	23	1	1	1
PENNS GROVE BOROUGH	179	96	82	3	7	5
PILESGROVE TOWNSHIP	64	9	25			
PITTSGROVE TOWNSHIP	73	15	35		2	1
QUINTON TOWNSHIP	59	11	23	2	2	1
SALEM CITY	260	118	122	4	18	14
UPPER PENNS NECK TOWNSHIP	129	29	62	1	2	2
UPPER PITTSGROVE TOWNSHIP	64	9	30	2	4	4
WOODSTOWN BOROUGH	67	22	43	1	4	4
TOTAL	1,387	426	622	22	62	51

*** SOMERSET COUNTY *** 1963

BEDMINSTER TOWNSHIP	29	17	21			
BERNARDS TOWNSHIP	155	48	45	2	3	3
BERNARDSVILLE BOROUGH	89	38	57	1	4	4
BOUND BROOK BOROUGH	267	117	101	4	5	3
BRANCHBURG TOWNSHIP	103	4	38	1	4	3
BRIDGEWATER TOWNSHIP	352	49	109	4	7	4
FAR HILLS BOROUGH	19	8	9			
FRANKLIN TOWNSHIP	515	47	128	3	14	11
GREEN BROOK TOWNSHIP	45	1	24	2	1	1
HILLSBOROUGH TOWNSHIP	220	39	65	2	7	6
MANVILLE BOROUGH	302	67	83	3	6	3
MILLSTONE BOROUGH	6	5				
MONTGOMERY TOWNSHIP	80	4	25		2	1
NO. PLAINFIELD BOROUGH	305	97	152	3	5	4
PEAPACK GLADSTONE BORO.	28	11	19	1		
RARITAN TOWN	167	53	55		2	1
ROCKY HILL BOROUGH	11	5	5		1	1
SOMERVILLE BOROUGH	444	132	156	9	8	8
SO. BOUND BROOK BOROUGH	116	24	30		1	1
WARREN TOWNSHIP	116	30	43		3	
WATCHUNG BOROUGH	43	31	33	2	2	2
TOTAL	3,412	827	1,198	37	75	56

*** SUSSEX COUNTY *** 1963

ANDOVER BOROUGH	24	12	17	1	3	2
ANDOVER TOWNSHIP	51	10	17		1	1
BRANCHVILLE BOROUGH	8	7	11			
BYRAM TOWNSHIP	47	3	18		4	4
FRANKFORD TOWNSHIP	56	9	34	3	1	1
FRANKLIN BOROUGH	87	19	58	4	1	1
FREDON TOWNSHIP	18	4	7			
GREEN TOWNSHIP	22	7	6		1	
HAMBURG BOROUGH	47	30	17	1	2	2
HAMPTON TOWNSHIP	21	5	12	1		
HARDYSTON TOWNSHIP	61	14	18	2	2	
HOPATCONG BOROUGH	108	27	31	1	1	
LAFAYETTE TOWNSHIP	27	14	10			
MONTAGUE TOWNSHIP	20	6	11	1		
NEWTON TOWN	150	78	92	1	4	4
OGDENSBURG BOROUGH	45	17	13		1	1
SANDYSTON TOWNSHIP	16	5	9			
SPARTA TOWNSHIP	177	51	54	3	5	4
STANHOPE BOROUGH	85	11	26		1	1
STILLWATER TOWNSHIP	37	7	18		1	1
SUSSEX BOROUGH	47	46	28		2	1
VERNON TOWNSHIP	59	20	27		1	

SUSSEX COUNTY - Continued 1963

MUNICIPALITY	Births	Marriages	Deaths	Fetal Deaths	Infant Deaths	Neonatal Deaths
WALPACK TOWNSHIP	3	1	3		1	1
WANTAGE TOWNSHIP	61	4	36	4	2	2
TOTAL	1,277	407	573	22	34	26

*** UNION COUNTY *** 1963

BERKELEY HEIGHTS TWP.	198	24	54	6	2	1
CLARK TOWNSHIP	238	120	78	5	4	3
CRANFORD TOWNSHIP	448	123	222	5	13	11
ELIZABETH CITY	2,510	800	1,313	44	86	72
FANWOOD BOROUGH	185	16	50	3	2	2
GARWOOD BOROUGH	112	40	48	1	3	1
HILLSIDE TOWNSHIP	258	121	209	4	3	2
KENILWORTH BOROUGH	134	55	67	4	5	4
LINDEN CITY	743	249	310	10	13	10
MOUNTAINSIDE BOROUGH	77	34	42	1	2	2
NEW PROVIDENCE BOROUGH	277	29	58	2	3	2
NEW PROVIDENCE TOWNSHIP						
PLAINFIELD CITY	1,192	346	516	20	29	23
RAHWAY CITY	510	184	236	11	12	7
ROSELLE BOROUGH	454	128	203	7	8	6
ROSELLE PARK BOROUGH	227	155	138	1	7	6
SCOTCH PLAINS TOWNSHIP	374	96	146	5	9	7
SPRINGFIELD TOWNSHIP	205	105	124	3	2	1
SUMMIT CITY	351	214	254	8	9	7
UNION TOWNSHIP	726	277	489	10	15	13
WESTFIELD TOWN	448	203	245	8	9	7
WINFIELD TOWNSHIP	51	1	13	2		
TOTAL	9,718	3,320	4,815	160	236	187

*** WARREN COUNTY *** 1963

ALLAMUCHY TOWNSHIP	17		6			
ALPHA BOROUGH	44	29	36	.1	5	5
BELVIDERE TOWN	61	37	42			
BLAIRSTOWN TOWNSHIP	33	11	28	1	2	2
FRANKLIN TOWNSHIP	46	9	21			
FRELINGHUYSEN TOWNSHIP	15	5	11			
GREENWICH TOWNSHIP	28	24	21	1	2	2
HACKETTSTOWN TOWN	158	52	81	1	2	2
HARDWICK TOWNSHIP	4		6			
HARMONY TOWNSHIP	30	14	15			
HOPE TOWNSHIP	17	6	9			
INDEPENDENCE TOWNSHIP	36	18	23		2	2
KNOWLTON TOWNSHIP	25	15	32		1	
LIBERTY TOWNSHIP	11		5			
LOPATCONG TOWNSHIP	22	5	12			
MANSFIELD TOWNSHIP	39	9	23			
OXFORD TOWNSHIP	48	11	20		1	1
PAHAQUARRY TOWNSHIP	1					
PHILLIPSBURG TOWN	422	148	268	2	9	8
POHATCONG TOWNSHIP	31	10	30		2	1
WASHINGTON BOROUGH	146	58	70		4	4
WASHINGTON TOWNSHIP	53	8	26		1	1
WHITE TOWNSHIP	30	3	19	1	2	2
TOTAL	1,317	472	804	7	33	30

STATE INSTITUTIONS	43		31		1	1
MILITARY POSTS	670	289	44	11	12	10

INFANT DEATHS BY CAUSE AND AGE: 1963

The infant death rate and the number of infant deaths in 1963 rose slightly above the 1962 levels. The 1963 infant mortality rate was 24.0 per 1,000 live births as compared with 23.9 reported in 1962. The slight increase reflected a rise in the number of infant deaths from 3,149 in 1962 to 3,177 in 1963 accompanied by a relatively smaller rise in total live births from 131,603 in 1962 to 132,606 in 1963.

Babies under one day of age accounted for almost half of the infant deaths in 1963. Over the past 10 years the proportion of infant deaths that occurred under one day has gradually increased from 38.8 percent of the total in 1954 to 46.8 percent in 1963. The 1963 death rate for babies under one day of age also increased, rising to 11.2 deaths per 1,000 live births as compared with 10.7 in 1962 and 9.1 in 1954.

Additional information on infant deaths appears in tables which follow. The first table shows the percent distribution of infant deaths by age for New Jersey from 1954 through 1963. The second table gives an opportunity to compare New Jersey's infant mortality rates by age group with similar information for the United States. These data are from 1954 through 1963 for New Jersey and for the United States from 1954 through 1962, as the 1963 rates are not yet available.

PERCENT DISTRIBUTION OF INFANT DEATHS BY AGE GROUP

NEW JERSEY: 1954 - 1963

Year	Age Group				
	Total	Under	1 day but	1 week but	28 days but
	Percent	1 day	< 1 week	< 28 days	< 1 year
	Percent	Percent	Percent	Percent	Percent
1963	100.0	46.8	24.6	7.8	20.8
1962	100.0	44.7	25.8	6.7	22.8
1961	100.0	40.1	28.5	7.5	23.9
1960	100.0	41.7	26.3	7.7	24.3
1959	100.0	40.8	27.5	8.5	23.2
1958	100.0	42.0	26.6	8.4	23.0
1957	100.0	39.6	28.4	8.9	23.1
1956	100.0	40.5	26.4	9.3	23.8
1955	100.0	39.3	27.4	8.1	25.2
1954	100.0	38.8	27.0	8.7	25.5

INFANT DEATH RATES, PER 1,000 LIVE BIRTHS, BY AGE GROUP
NEW JERSEY AND UNITED STATES: 1954 - 1963

Year	Under 1 year		< 1 day		1 day but < 1 week		1 week but < 28 days		28 days but < 1 year	
	N. J.	U. S.	N. J.	U. S.	N. J.	U. S.	N. J.	U. S.	N. J.	U. S.
	Rate	Rate	Rate	Rate	Rate	Rate	Rate	Rate	Rate	Rate
1963	24.0	25.2	11.2	N. A.	5.9	N. A.	1.9	N. A.	5.0	N. A.
1962	23.9	25.3	10.7	10.4	6.2	6.1	1.6	1.9	5.4	7.0
1961	24.0	25.3	9.6	10.3	6.8	6.2	1.8	1.9	5.7	6.9
1960	24.5	26.0	10.2	10.3	6.4	6.4	1.9	2.0	6.0	7.3
1959	24.5	26.4	10.0	10.3	6.7	6.6	2.1	2.1	5.7	7.4
1958	24.4	27.1	10.2	10.2	6.5	6.9	2.0	2.3	5.6	7.6
1957	24.5	26.3	9.7	9.9	7.0	6.8	2.2	2.4	5.7	7.3
1956	24.5	26.0	9.9	9.9	6.5	6.7	2.3	2.2	5.8	7.1
1955	24.4	26.4	9.6	10.0	6.7	7.0	2.0	2.2	6.1	7.3
1954	23.6	26.6	9.1	9.6	6.4	7.1	2.1	2.3	6.0	7.5

Note: Individual age rates do not add to total rate for each year due to rounding of figures.

From the latter table it is interesting to note that the infant death rate for New Jersey is lower than that of the United States for each year shown. The graphs which follow compare the New Jersey infant death rates by age group with the United States for the years 1954 through 1962.

Considered as a group certain diseases of early infancy accounted for more than two-thirds (2,137 out of 3,177) of all infant deaths. In 1963, as was the case in 1962, postnatal asphyxia and atelectasis was the leading single cause. In 1963 this cause accounted for 827 deaths and for 765 deaths in 1962. Postnatal asphyxia and atelectasis thus was responsible for more than three-fourths of the increase in deaths under one day of age both in 1962 and 1963. Although postnatal asphyxia and atelectasis only affects those under one year of age, this cause ranked 8th among the principal causes of death for all ages for New Jersey during 1963.

Infant deaths due to congenital malformations increased from 463 in 1962 to 488 in 1963. Most of these deaths occurred before the babies were 28 days old. Diseases of the respiratory system (other than pneumonia of the newborn) declined from 303 in 1962 to 254 in 1963. All but 9 of these deaths occurred in the age group of 28 days but less than one year.

Immaturity unqualified was the reported cause in 512 infant deaths. All but 17 of these died within the first week of life.

The following tables show infant deaths by age and immaturity, and by cause and age for New Jersey in 1963.

In examining the table showing infant deaths by age and immaturity, it is necessary to remember that "Certain Diseases of Early Infancy" (International Statistical Classification, Major Group XV, Code Numbers 760-776) is the only group which gives an opportunity to determine immaturity on the basis of the physician's statements in the medical certification on the death certificate. However, infant deaths from all causes are included in the table immediately following. The columns labeled "Immaturity Indicated on Death Certificate" pertain to infant deaths coded 760-776 with immaturity indicated on the death certificate. All other infant deaths (including the balance of deaths coded to 760-776) were counted in the group labeled "Immaturity Not Indicated on Death Certificate."

INFANT DEATHS BY AGE AND IMMATURITY

NEW JERSEY: 1963

Age	Total		Immaturity Indicated on Death Certificate		Immaturity Not Indicated on Death Certificate	
	Number	Percent	Number	Percent	Number	Percent
< 1 day	1,487	46.8	1,005	66.6	482	28.9
< 1 week	2,268	71.4	1,443	95.6	825	49.5
< 28 days	2,516	79.2	1,502	99.5	1,014	60.8
< 1 year	3,177	100.0	1,509	100.0	1,668	100.0

Note: Numbers of deaths for each age classification are cumulative totals from birth to indicated age.

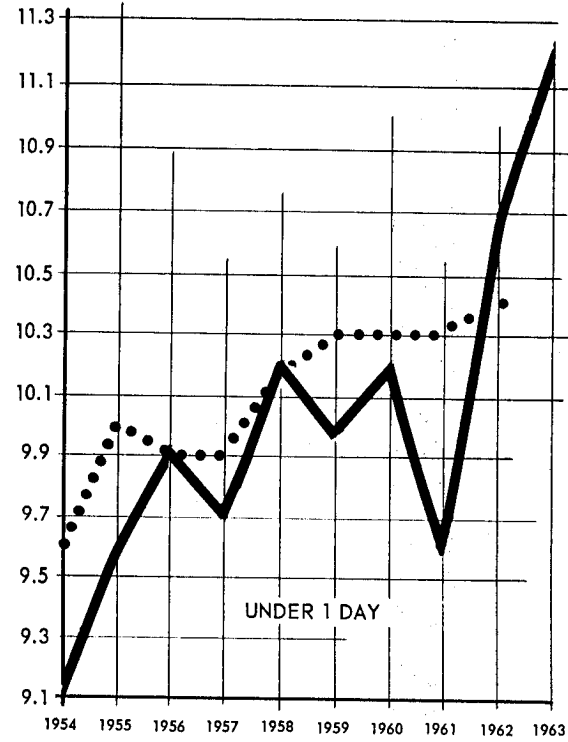
TABLE 9. INFANT DEATHS BY CAUSE AND AGE: 1963

CAUSE OF DEATH Showing International List (7th Revision) Code Numbers	TOTAL	Less than 1 Day	1 Day but less than 1 Week	1 Week but less than 28 Days	28 Days but less than 1 Year
ALL CAUSES (001-E999)	3,177	1,487	781	248	661
Infective and parasitic diseases (001-138)					
Neoplasms	17	2	1	2	14
Malignant neoplasms (140-205)	10	1	1	1	6
Benign neoplasms (210-229)	4	1			3
Unspecified neoplasms (230-239)	2	1			1
Allergic, endocrine system, metabolic and nutritional diseases (240-289)	4		1	1	2
Diseases of the nervous system and sense organs (330-398)	15	1	1	1	12
Diseases of the respiratory system (470-527)	39		3	2	34
Diseases of the digestive system (530-587)	254		3	6	245
Congenital malformations (750-759)	75	9	8	5	53
Certain Diseases of early infancy (760-776)	488	133	102	87	166
Birth injuries, asphyxia, and infections of newborn (760-769)	2,137	1,331	656	128	22
Birth injuries (760, 761)	1,232	758	373	94	7
Postnatal asphyxia and atelectasis (762)	251	176	65	9	1
Pneumonia of newborn (763)	827	546	250	26	5
Diarrhea of newborn (764)	106	19	38	49	
Ophthalmia neonatorum (765)	7	1	2	4	
Other infections of the newborn (766-769)	41	16	18	6	1
Other diseases peculiar to early infancy (770-776)	905	573	283	34	15
Hemolytic disease of the newborn (770)	71	50	17	4	
Hemorrhagic disease of the newborn (771)	24	2	15	6	
Nutritional maladjustment (772)	5				
Ill-defined diseases of early infancy (773)	270	145	117	4	5
Immaturity with mention of any other subsidiary condition (774)	23	10	5	4	4
Immaturity, unqualified (776)	512	366	129	16	1
Symptoms, senility and ill-defined conditions (780-795)	15	5	2	1	7
Accidents (E800-E962)	101	1	3	13	84
Inhalation and ingestion of food or other objects causing obstruction or suffocation (E921, E922)	38		2	4	34
Accidental mechanical suffocation in bed or cradle (E924)	33			6	25
All other accidental causes (E800-E920, E923, E925-E962)	30	1	1	3	25
All other causes	26	5	1	2	18

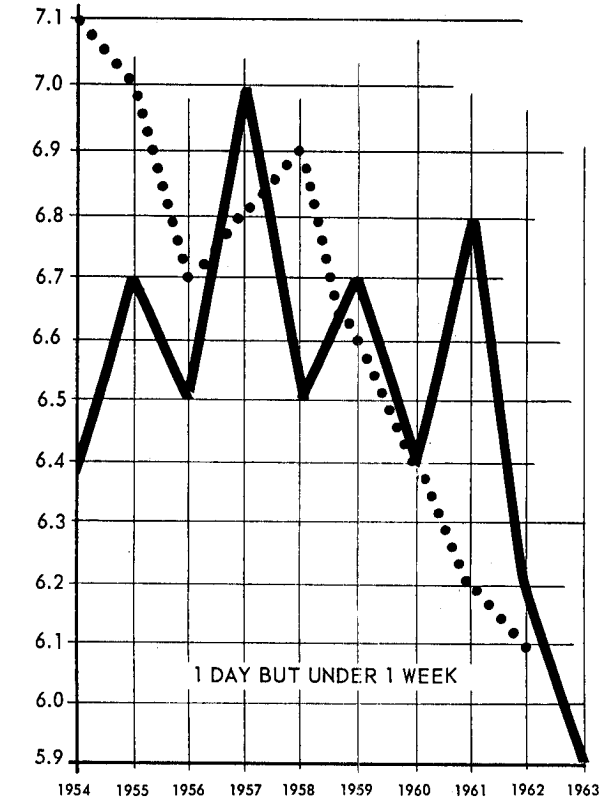
THERE IS NO PAGE 24 IN THIS REPORT.

INFANT DEATH RATES PER 1,000 LIVE BIRTHS FOR SELECTED AGE GROUPS
NEW JERSEY AND UNITED STATES 1954 - 1963

DEATH RATE

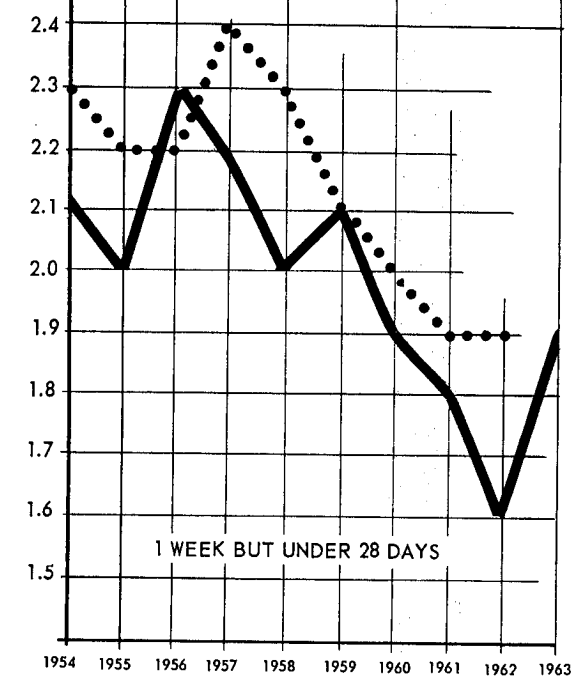


DEATH RATE

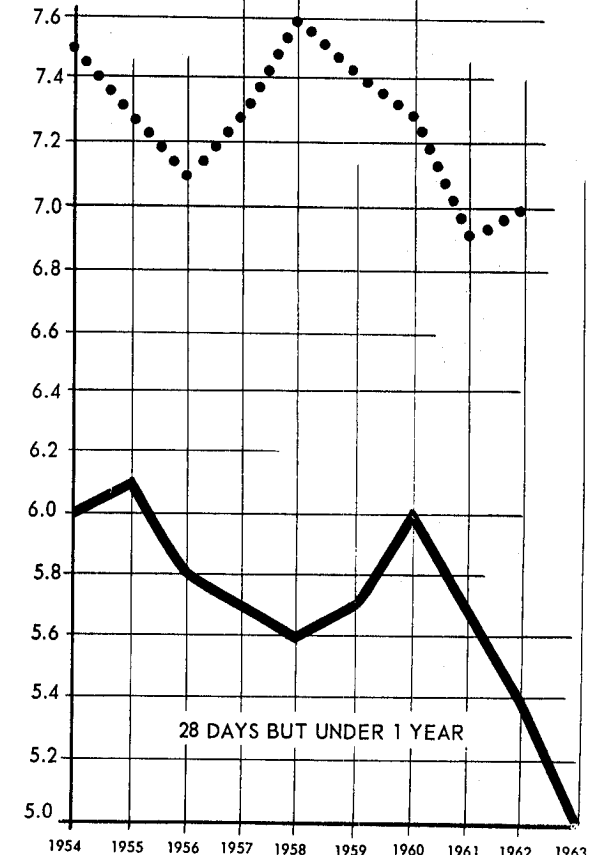


— NEW JERSEY
•••• UNITED STATES

DEATH RATE



DEATH RATE



Note: Data for United States for 1963 not available.

TABLE 10. CASES OF REPORTABLE DISEASES BY COUNTY OF RESIDENCE
(Exclusive of Cerebral Palsy) NEW JERSEY: 1963

COUNTY	AMEBIASIS	ASEPTIC MENINGITIS	BRUCELLOSIS	DIARRHEA OF NEWBORN	DIPHTHERIA	ENCEPHALITIS	EPILEPSY	GONORRHEA
STATE TOTAL	152	93	1	5	7	110	1,051	4,424
ATLANTIC	1	8		1		1		35
BERGEN		3				5	37	82
BURLINGTON		3		1		4	5	24
CAMDEN	1	8				21	1	81
CAPE MAY		1				1	1	3
CUMBERLAND		2				1	7	68
ESSEX	4	9			1	18	342	2,031
GLOUCESTER		1		2		2	4	6
HUDSON	2	8		1	6	6	38	290
HUNTERDON	1	1				1	23	4
MERCER		8				6	34	405
MIDDLESEX		4				5	161	111
MONMOUTH	2	7				6	25	123
MORRIS		5				6	27	22
OCEAN		2				4	9	15
PASSAIC	6	4				5	24	438
SALEM						1	1	20
SOMERSET		4				7	29	17
SUSSEX							3	3
UNION		14	1			8	149	171
WARREN		1				3	2	4
STATE INSTITUTIONS	135						82	10
MILITARY POSTS							47	461

COUNTY	HEPATITIS, INFECTIOUS	HEPATITIS, SERUM	INFLUENZA	MEASLES	MENINGOCOCCAL MENINGITIS	MENTAL DEFICIENCY	OPHTHALMIA NEONATORUM	PNEUMONIA
STATE TOTAL	1,064	120	828	11,926	60	376	8	3,754
ATLANTIC	41	2	5	16	2			3
BERGEN	54	7	4	606	4			43
BURLINGTON	85			179	2			34
CAMDEN	54	4	23	330				258
CAPE MAY	8		6	4	1			46
CUMBERLAND	27		288	12	1			19
ESSEX	169	46	48	5,894	3			1,119
GLOUCESTER	8		4	2	1	5	7	31
HUDSON	71	7	1	284	10	1		54
HUNTERDON	20		2	14		2		16
MERCER	54	3	6	59	9			360
MIDDLESEX	62	13	46	696	1	10	1	158
MONMOUTH	52	7	115	711	3	1		111
MORRIS	32		30	508	2			47
OCEAN	28	1	112	22	1			159
PASSAIC	50	6	25	1,062	6			31
SALEM	17		1	2				2
SOMERSET	36	5	34	259	3	1		24
SUSSEX	40	1	5	23	1	11		80
UNION	65	15	47	1,184	2			150
WARREN	41		11	5				8
STATE INSTITUTIONS	16	2		15		344		67
MILITARY POSTS	34	1	15	39	8	1		934

TABLE 10. CASES OF REPORTABLE DISEASES BY COUNTY OF RESIDENCE
(Exclusive of Cerebral Palsy) NEW JERSEY: 1963

COUNTY	POLIO MYELITIS, PARALYTIC	ROCKY MOUNTAIN SPOTTED FEVER	SALMONELLOSIS	SHIGELLOSIS	STREPTOCOCCAL SORE THROAT INCLUDING SCARLET FEVER	SYPHILIS	TETANUS	TUBERCULOSIS
STATE TOTAL	3	1	562	81	3,331	5,644	2	2,867*
ATLANTIC			31	3	39	352		119
BERGEN			41	2	564	268		421
BURLINGTON	1		24	1	39	104		64
CAMDEN	1		39	2	122	281		150
CAPE MAY			14		19	46		9
CUMBERLAND			17		37	230		42
ESSEX			38		580	1,898		538
GLOUCESTER	1		17	2	5	92		41
HUDSON			118	40	158	498		322
HUNTERDON			11		1	36		33
MERCER			18		24	360		153
MIDDLESEX			28	4	285	177		123
MONMOUTH			29	4	125	230	1	135
MORRIS			20		228	67		76
OCEAN			10		10	51		66
PASSAIC		1	26	7	180	389		182
SALEM			11	2	12	74		20
SOMERSET			8	4	47	63		67
SUSSEX			10		24	39		16
UNION			44	4	524	312		192
WARREN			5		1	15	1	21
County Unstated			3		3			
STATE INSTITUTIONS				3		5		34
MILITARY POSTS					302	35		5

COUNTY	TYPHOID FEVER	WHOOPING COUGH						
STATE TOTAL	5	115						
ATLANTIC		2						
BERGEN	1	23						
BURLINGTON								
CAMDEN	1							
CAPE MAY								
CUMBERLAND								
ESSEX		39						
GLOUCESTER								
HUDSON	1	14						
HUNTERDON								
MERCER	1							
MIDDLESEX		3						
MONMOUTH		5						
MORRIS		4						
OCEAN								
PASSAIC		12						
SALEM								
SOMERSET		2						
SUSSEX								
UNION	1	11						
WARREN								
STATE INSTITUTIONS								
MILITARY POSTS								

*Tuberculosis total includes 38 cases which occurred in aliens who were admitted to the United States during the calendar year with Pulmonary Tuberculosis and hospitalized or placed under medical supervision on arrival in New Jersey.

Note: There were no reported cases of Anthrax, Botulism, Cholera, Dengue, Glanders, Leprosy, Leptospirosis, Malaria, Plague, Psittacosis, Rabies (human), Smallpox, Trachoma, Trichinosis, Tularemia, Typhus Fever, or Yellow Fever. Twenty outbreaks of food poisoning occurred.

TABLE 11. REPORTED CASES OF CENTRAL NERVOUS SYSTEM DISEASES
OF VIRAL ETIOLOGY BY AGE: 1963

AGE	ASEPTIC MENINGITIDES										ENCEPHALITIDES					TOTAL
	Poliomyelitis	PARALYTIC	NONPARALYTIC	INFECTIONOUS MONONUCLEOSIS	LEPTOSPIROSIS	COXSACKIE	ADENO	ECHO	LCM	MUMPS	UNK. ETIOL.	HERPES SIMPLEX	MEASLES	VARICELLA	ARBOR VIRUSES	
TOTAL	207	3	1			3	9	1	35	45	1	11	5			93
UNDER 1	6								1	3		1				16
1	9								1	1		1				7
2	13						1		4	1						1
3	8						1		3	2						1
4	8								2	2						3
5	14								3	4						8
6	17						1		4	1						6
7	12								6	3						4
8	9								3	2						2
9	7								2	2						2
10-14	24						1		5	4						10
15-19	17						2		4	4		2				7
20-24	7								4	4		2				2
25-34	25		1				1		8	4						11
35-44	16							1	4	4						11
45	14						1		4	4						11
Unknown	1								1	1						12

TABLE 12. REPORTED CASES OF CENTRAL NERVOUS SYSTEM DISEASES
OF VIRAL ETIOLOGY BY MONTH: 1963

TABLE 12. REPORTED CASES OF CENTRAL NERVOUS SYSTEM DISEASES
OF VIRAL ETIOLOGY BY MONTH: 1963

MONTH OF ONSET	ASEPTIC MENINGITIDES										ENCEPHALITIDES					SUSPECTED CNS DISEASE
	Poliomyelitis	PARALYTIC	NONPARALYTIC	INFECTIOUS MONONUCLEOSIS	LEPTOSPIROSIS	COXSACKIE	ADENO	ECHO	LCM	MUMPS	UNK. ETIOL.	HERPES SIMPLEX	MEASLES	VARICELLA	ARBOR VIRUSES	
TOTAL	207	3	1	3	1	9	1	35	45	1	11	5	11	5	8	93
JANUARY	14							2	2		1		1	1		8
FEBRUARY	11							3	3							5
MARCH	15							3	4		2			1		5
APRIL	19							1	6		5			1		6
MAY	14							6	1		3					4
JUNE	20					1		8	3					1		7
JULY	25	1	1					3	5					1		12
AUGUST	27					1		4	8							8
SEPTEMBER	23	2				1		2	6							11
OCTOBER	12					1			4							7
NOVEMBER	11							3	3							5
DECEMBER	16						1			1						15

TABLE 13. REPORTED CASES OF CENTRAL NERVOUS SYSTEM DISEASES
OF VIRAL ETIOLOGY BY COUNTY: 1963

TABLE 13. REPORTED CASES OF CENTRAL NERVOUS SYSTEM DISEASES
OF VIRAL ETIOLOGY BY COUNTY: 1963

COUNTY	ASEPTIC MENINGITIDES										ENCEPHALITIDES					TOTAL	
	Poliomyelitis	Paralytic	Nonparalytic	Infectious Mononucleosis	Leptospirosis	Coxsackie	Adeno	Echo	LCM	Mumps	Unk. Etiol.	Herpes Simplex	Measles	Varicella	Arbor Viruses		Influenza
NEW JERSEY	207	3	1			3		9	1	35	45	1	11	5			93
ATLANTIC	9									7	1						1
BERGEN	8	1								2	1						5
BURLINGTON	8	1							1		1			1			2
CAMDEN	31	1								6	2						21
CAPE MAY	2										1			1			
CUMBERLAND	2										2						
ESSEX	27									4	5	1	4				13
GLOUCESTER	14	1									1						2
HUDSON	14							5			3						5
HUNTERDON	2									1	1						
MERCER	14									3	5			2			4
MIDDLESEX	9									1	2						5
MONMOUTH	13									1	4						6
MORRIS	11							2			3						6
OCEAN	6									2	3						4
PASSAIC	9									3	1						3
SALEM	1									1	2						1
SOMERSET	11									1	2						7
SUSSEX	11							1		1	2						7
UNION	22							2		2	9						5
WARREN	4										1						3

TABLE 14. ACTIVE NEWLY REPORTED TUBERCULOSIS CASES AND TUBERCULOSIS DEATHS,
NUMBERS AND RATES PER 100,000 ESTIMATED POPULATION: 1954-1963

YEAR	ACTIVE TUBERCULOSIS CASES				TUBERCULOSIS DEATHS			
	ALL FORMS (001-019)		PULMONARY (002)		ALL FORMS (001-019)		PULMONARY (002)	
	Number	Rate	Number	Rate	Number	Rate	Number	Rate
1954	2,104	39.3	2,024	37.8	558	10.4	479	8.9
1955	2,139	39.0	2,025	36.9	570	10.4	488	8.9
1956	1,888	33.7	1,791	32.0	522	9.3	469	8.4
1957	1,806	31.5	1,711	29.9	519	9.1	478	8.3
1958	1,622	27.7	1,534	26.2	443	7.6	386	6.6
1959	1,619	27.1	1,509	25.3	433	7.2	379	6.3
1960	1,601	26.3	1,489	24.4	354	5.8	314	5.1
1961	1,570	25.2	1,441	23.2	389	6.3	344	5.5
1962	1,504	23.7	1,385	21.8	326	5.1	280	4.4
1963	1,634	25.3	1,498	23.2	364	5.6	313	4.8

TABLE 15. TOTAL NEW TUBERCULOSIS CASES AND ACTIVE CASES
BY AGE GROUP PER 100,000 POPULATION: 1963

Age Group	TOTAL CASES		ACTIVE TUBERCULOSIS CASES	
	Number	Rate	Number	Rate
ALL AGES	2,867	44.3	1,634	25.3
UNDER 1	6	4.4	5	3.7
1-4	88	16.0	77	14.0
5-14	85	7.2	58	4.9
15-24	220	28.8	153	20.1
25-34	389	45.6	235	27.5
35-44	580	59.4	342	35.0
45-54	511	63.2	273	33.8
55-64	472	78.5	225	37.4
65 and over	516	85.7	266	44.2

TABLE 16. TUBERCULOSIS CASES AND DEATHS, NUMBERS AND RATES PER 100,000 ESTIMATED POPULATION AND CASE-DEATH RATIOS FOR COUNTIES AND MAJOR CITIES: 1963

AREA	DEATHS		ALL CASES		Active Cases		CASE-DEATH RATIO
	Number	Rate	Number	Rate	Number	Rate	
STATE TOTAL	364	5.6	2,867	44.3	1,634	25.3	4.5
ATLANTIC COUNTY	13	7.6	119	70.0	45	26.5	3.5
Atlantic City	8	13.6	77	130.5	31	52.5	3.9
BERGEN COUNTY	15	1.7	421	19.0	83	9.7	5.5
BURLINGTON COUNTY	6	2.4	64	25.3	43	17.0	7.2
CAMDEN COUNTY	27	6.4	150	35.5	97	23.0	3.6
Camden City	14	12.2	78	67.8	55	47.8	3.9
CAPE MAY COUNTY	4	7.7	9	17.3	5	9.6	1.3
CUMBERLAND COUNTY	6	5.3	42	37.2	24	21.2	4.0
ESSEX COUNTY	86	9.3	538	57.9	413	44.5	4.8
Bloomfield	1	1.9	9	17.0	2	3.8	2.0
East Orange	5	6.5	30	39.0	21	27.3	4.2
Irvington	5	8.5	23	39.0	12	20.3	2.4
Newark	63	16.0	405	102.8	327	83.0	5.2
GLOUCESTER COUNTY	6	4.0	41	27.5	20	13.4	3.3
HUDSON COUNTY	52	8.7	322	53.8	219	36.6	4.2
Bayonne	2	2.7	14	19.2	10	13.7	5.0
Hoboken	8	16.7	32	66.7	21	43.8	2.6
Jersey City	36	13.4	196	72.9	139	51.7	3.9
Union City	2	3.9	18	35.3	15	29.4	7.5
HUNTERDON COUNTY	5	8.6	33	56.9	16	27.6	3.2
MERCER COUNTY	24	8.6	153	55.0	95	34.2	4.0
Hamilton Township	2	2.7	39	53.4	24	32.9	12.0
Trenton	16	14.5	81	73.6	55	50.0	3.4
MIDDLESEX COUNTY	19	3.9	123	25.2	76	15.5	4.0
Woodbridge Township	3	3.2	16	17.2	11	11.8	3.7
MONMOUTH COUNTY	14	3.6	75	36.5	40	27.6	7.3
MORRIS COUNTY	10	3.4	136	25.9	40	13.7	4.0
OCEAN COUNTY	8	6.4	66	52.8	25	20.0	3.1
PASSAIC COUNTY	17	4.0	182	42.4	118	27.5	6.9
Clifton	1	1.1	16	18.2	7	8.0	7.0
Passaic City	3	5.7	34	64.2	23	43.4	7.7
Paterson	8	5.5	110	75.9	75	51.7	9.4
SALAM COUNTY	3	4.8	20	32.3	17	27.4	5.7
SOMERSET COUNTY	10	6.3	67	42.4	31	19.6	3.1
SUSSEX COUNTY	4	7.4	16	29.6	15	27.8	3.8
UNION COUNTY	29	5.4	192	35.6	115	21.3	4.0
Elizabeth	16	15.1	103	97.2	51	48.1	3.2
Union Township	1	1.8	11	19.6	7	12.5	7.0
WARREN COUNTY	3	4.5	21	31.8	11	16.7	3.7
STATE INSTITUTIONS	3		34		19		
MILITARY POSTS			5		2		
ALIENS			38		3		

Note: The Case-Death Ratio is the number of active cases reported per death reported. Rates are not computed for Institutions, Military Posts and Aliens due to lack of population base.

TABLE 17. TUBERCULOSIS CASES BY CLINICAL STATUS FOR COUNTIES AND MAJOR CITIES: 1963

AREA	TOTAL	CLINICAL STATUS			Probably Inactive	Not Stated
		ACTIVE	INACTIVE	Probably Active		
STATE TOTAL	2,867	1,634	1,164	33	29	7
ATLANTIC COUNTY	119	45	62	6	5	1
Atlantic City	77	31	39	4	2	1
BERGEN COUNTY	421	83	335	3		
BURLINGTON COUNTY	64	13	20	2	2	1
CAMDEN COUNTY	150	97	49	1	1	
Camden City	78	55	21			
CAPE MAY COUNTY	9	5	4			1
CUMBERLAND COUNTY	42	24	17			2
ESSEX COUNTY	538	413	114	7	2	
Bloomfield	9	2	6	1		
East Orange	30	21	9			
Irvington	23	12	11			2
Newark	405	327	71	4	1	
GLOUCESTER COUNTY	41	20	19	2		1
HUDSON COUNTY	322	219	97	1	4	
Bayonne	14	10	4			1
Hoboken	32	21	10	1	1	1
Jersey City	196	139	52	1	3	
Union City	18	15	3			
HUNTERDON COUNTY	33	16	15	2	1	
MERCER COUNTY	153	95	56	2		
Hamilton Township	39	24	15			
Trenton	81	55	24	2	2	
MIDDLESEX COUNTY	123	76	42	1	4	
Woodbridge Township	16	11	5			1
MONMOUTH COUNTY	135	102	30	1		
MORRIS COUNTY	76	40	34	2		
OCEAN COUNTY	66	25	40	1		
PASSAIC COUNTY	182	118	64	3	1	
Clifton	16	7	9			
Passaic City	34	23	11			
Paterson	110	75	35			
SALAM COUNTY	20	17	3			
SOMERSET COUNTY	67	31	36			
SUSSEX COUNTY	16	15	1			1
UNION COUNTY	192	115	70	3	4	
Elizabeth	103	51	50	2		
Union Township	11	7	3		1	2
WARREN COUNTY	21	11	8			
STATE INSTITUTIONS	34	19	13	1		
MILITARY POSTS	5	2	3			
ALIENS	38	3	33	2		

NOTE: Newly reported tuberculosis cases. Alien cases are aliens admitted to the United States during the calendar year with pulmonary tuberculosis and hospitalized or placed under medical supervision on arrival in New Jersey.

TABLE 19. ACTIVE TUBERCULOSIS CASES AND RATES PER 100,000 ESTIMATED
POPULATION BY SEX BY COUNTIES AND MAJOR CITIES: 1963

AREA	TOTAL	MALE		FEMALE	
		Number	Rate	Number	Rate
STATE TOTAL	1,634	1,101	34.7	533	16.2
ATLANTIC COUNTY	15	34	42.0	11	12.4
Atlantic City	31	26	96.3	5	15.6
BERGEN COUNTY	83	56	13.4	27	6.1
BURLINGTON COUNTY	13	35	25.0	8	7.1
CAMDEN COUNTY	97	64	31.1	33	15.3
Camden City	55	36	64.3	19	32.2
CAPE MAY COUNTY	5	3	11.5	2	7.7
CUMBERLAND COUNTY	24	174	25.9	10	16.9
ESSEX COUNTY	113	28	62.6	135	27.8
Bloomfield	2	2	8.0		
East Orange	21	15	42.9	6	14.3
Irvington	12	6	21.4	6	19.4
Newark	327	220	115.2	107	52.7
GLOUCESTER COUNTY	20	16	21.9	4	5.3
HUDSON COUNTY	219	154	52.9	65	21.1
Bayonne	10	4	11.1	6	16.2
Hoboken	21	19	79.2	2	8.3
Jersey City	139	99	76.2	40	28.8
Union City	15	10	40.0	5	19.2
HUNTERDON COUNTY	16	8	27.6	8	27.6
MERCER COUNTY	95	58	42.0	37	26.4
Hamilton Township	24	13	36.1	11	29.7
Trenton	55	36	66.7	19	33.9
MIDDLESEX COUNTY	76	52	21.3	24	9.8
Woodbridge Township	11	10	21.3	1	2.2
MONMOUTH COUNTY	102	72	39.6	30	16.0
MORRIS COUNTY	40	23	16.1	17	11.3
OCEAN COUNTY	25	16	25.4	9	14.5
PASSAIC COUNTY	118	77	37.0	41	18.6
Clifton	7	7	16.3		
Passaic City	23	16	64.0	7	25.0
Pateron	75	46	65.7	29	38.7
SALEM COUNTY	17	13	41.9	4	12.9
SOMERSET COUNTY	31	24	30.4	7	8.9
SUSSEX COUNTY	15	7	25.9	8	29.6
UNION COUNTY	115	78	29.9	37	13.3
Elizabeth	51	38	74.5	13	23.6
Union Township	7	5	18.5	2	6.9
WARREN COUNTY	11	7	21.9	4	11.8
INSTITUTIONS	19	9		10	
MILITARY POSTS	2	2		2	
ALIENS	3	1		2	

NOTE: Newly reported tuberculosis cases. Alien cases are aliens admitted to the United States during the calendar year with pulmonary tuberculosis and hospitalized or placed under medical supervision on arrival in New Jersey. Rates are not computed for Institutions, Military Posts and Aliens due to lack of population base.

TABLE 18. ACTIVE TUBERCULOSIS CASES BY AGE GROUPS
FOR COUNTIES AND MAJOR CITIES: 1963

AREA	ALL AGES	AGE GROUP									
		<1	1-4	5-14	15-24	25-34	35-44	45-54	55-64	65+	
STATE TOTAL	1,634	5	77	58	153	235	342	273	225	266	
ATLANTIC COUNTY	15			3	4	6	10	5	11	6	
Atlantic City	31		1	1	2	6	9	4	8	1	
BERGEN COUNTY	83		2	1	3	9	20	11	12	20	
BURLINGTON COUNTY	13			1	1	4	12	7	4	11	
CAMDEN COUNTY	97			1	4	13	27	17	14	14	
Camden City	55			1	4	10	14	11	9	6	
CAPE MAY COUNTY	5		4	5	1	4	2	2	2		
CUMBERLAND COUNTY	24	2	29	14	13	78	88	54	60	15	
ESSEX COUNTY	113				1	7	4	5	2	3	
Bloomfield	2										
East Orange	21				7	4	4	5	2	3	
Irvington	12				1	3	3	1	2	5	
Newark	327	2	25	12	41	63	75	41	13	25	
GLOUCESTER COUNTY	20	2	9	10	26	36	33	42	32	7	
HUDSON COUNTY	219	2	1	2	3	5	1	4	4	4	
Bayonne	10			1	1	2	1	2	1	2	
Hoboken	21	2	5	7	19	24	27	20	18	17	
Jersey City	139				3	3	1	5	2	2	
Union City	15				3	3	4	2	2	2	
HUNTERDON COUNTY	16				9	12	19	13	16	18	
MERCER COUNTY	95			3	2	3	2	4	5	6	
Hamilton Township	24		1	2	2	7	14	6	8	7	
Trenton	55		4	2	7	11	13	15	14	16	
MIDDLESEX COUNTY	76				7	7	13	15	14	16	
Woodbridge Township	11	1	8	4	1	1	3	2	2	1	
MONMOUTH COUNTY	102		2	2	4	5	6	8	8	21	
MORRIS COUNTY	40		1	1	4	4	6	4	3	12	
OCEAN COUNTY	25		4	7	18	18	26	11	11	8	
PASSAIC COUNTY	118			1	5	3	1	9	4	1	
Clifton	7			2	13	14	21	13	2	1	
Passaic City	23		4	4	2	4	4	3	3	3	
Pateron	75			1	2	1	3	4	6	7	
SALEM COUNTY	17		1	1	4	3	5	4	4	4	
SOMERSET COUNTY	31		1	1	2	3	4	4	6	7	
SUSSEX COUNTY	15			1	2	1	3	3	2	2	
UNION COUNTY	115		9	5	16	9	27	14	14	23	
Elizabeth	51		1	3	9	11	13	6	8	8	
Union Township	7				1	1	1	1	2	2	
WARREN COUNTY	11				3	3	4	2	4	3	
INSTITUTIONS	19				4	4	4	4	4	7	
MILITARY POSTS	2				2	2	2	2	2	2	
ALIENS	3				1	1	1	1	1	2	

NOTE: Newly reported tuberculosis cases. Alien cases are aliens admitted to the United States during the calendar year with pulmonary tuberculosis and hospitalized or placed under medical supervision on arrival in New Jersey.

TABLE 20. ACTIVE CASES OF PULMONARY REINFECTION TUBERCULOSIS AND OF PLEURISY WITH EFFUSION, BY COUNTIES AND MAJOR CITIES: 1963

AREA	TOTAL	Extent of Pulmonary Tuberculosis			Pleurisy With Effusion
		MINIMAL	Moderately Advanced	Far Advanced	
STATE TOTAL	1,443	205	587	609	36
ATLANTIC COUNTY	42	6	13	20	3
Atlantic City	30	3	8	17	2
BERGEN COUNTY	75	7	46	22	
BURLINGTON COUNTY	39	13	11	15	
CAMDEN COUNTY	88	4	32	52	
Camden City	51	1	16	34	
CAPE MAY COUNTY	5	1	1	4	
CUMBERLAND COUNTY	18	3	7	7	1
ESSEX COUNTY	353	38	127	175	12
Bloomfield	2		2		
East Orange	19	2	6	11	
Irvington	11	2	2	7	
Newark	279	33	99	135	11
GLoucester County	17	3	7	7	
HUDSON COUNTY	193	35	82	72	4
Beyonne	8		4	4	
Hoboken	19	3	7	8	1
Jersey City	120	30	47	41	2
Union City	11		6	7	1
HUNTERDON COUNTY	14	2	6	4	1
MERCER COUNTY	85	24	36	23	2
Hamilton Township	22	6	9	6	1
Trenton	47	11	22	13	1
MIDDLESEX COUNTY	75	6	40	26	2
Woodbridge Township	11	1	6	4	1
MONMOUTH COUNTY	86	6	41	36	2
MORRIS COUNTY	36	11	9	14	1
OCEAN COUNTY	22	4	8	9	1
PASSAIC COUNTY	104	13	44	41	6
Clifton	6	1	3	2	
Passaic City	22	2	9	8	3
Paterson	64	6	29	26	3
SALEM COUNTY	14	2	7	5	
SOMERSET COUNTY	30	5	13	12	
SUSSEX COUNTY	14	1	6	7	
UNION COUNTY	99	15	30	53	
Elizabeth	47	6	13	28	1
Union Township	6		3	3	
WARREN COUNTY	10	1	6	3	
INSTITUTIONS	19	4	12	2	
MILITARY POSTS	2	2			1
ALIENS	3		3		

NOTE: Newly reported tuberculosis cases. Alien cases are aliens admitted to the United States during the calendar year with pulmonary tuberculosis and hospitalized or placed under medical supervision on arrival in New Jersey.

TABLE 21. ACTIVE CASES OF PULMONARY REINFECTION TUBERCULOSIS INCLUDING PLEURISY WITH EFFUSION BY BACTERIAL STATUS FOR COUNTIES AND MAJOR CITIES: 1963

AREA	TOTAL	BACTERIAL STATUS		Pending or Not Done	Not Stated
		POSITIVE	NEGATIVE		
STATE TOTAL	1,443	748	620	59	16
ATLANTIC COUNTY	42	31	8	2	1
Atlantic City	30	24	4	2	
BERGEN COUNTY	75	45	28	1	1
BURLINGTON COUNTY	39	18	20	1	
CAMDEN COUNTY	88	60	26	1	1
Camden City	51	35	15	1	
CAPE MAY COUNTY	5	3	1	1	
CUMBERLAND COUNTY	18	10	6	2	
ESSEX COUNTY	353	152	180	19	2
Bloomfield	2	1	1		
East Orange	19	12	7		
Irvington	11	2	6		
Newark	279	119	146	3	2
GLoucester County	17	14	2	1	
HUDSON COUNTY	193	76	105	10	2
Beyonne	8	3	5		
Hoboken	19	11	12	2	1
Jersey City	120	47	67	6	
Union City	11	4	10		
HUNTERDON COUNTY	14	4	5		
MERCER COUNTY	85	39	41	3	2
Hamilton Township	22	7	12	2	1
Trenton	47	26	19	1	1
MIDDLESEX COUNTY	75	41	28	6	
Woodbridge Township	11	7	3		
MONMOUTH COUNTY	86	52	32	2	1
MORRIS COUNTY	36	23	11	1	
OCEAN COUNTY	22	12	10	1	
PASSAIC COUNTY	104	68	31	3	2
Clifton	6	4	2		
Passaic City	22	15	5	1	1
Paterson	64	45	16	2	
SALEM COUNTY	14	9	5		
SOMERSET COUNTY	30	15	15		
SUSSEX COUNTY	14	8	5		
UNION COUNTY	99	51	45	1	1
Elizabeth	47	22	23		
Union Township	6	4	2		
WARREN COUNTY	10	6	3		
INSTITUTIONS	19	8	11		
MILITARY POSTS	2	2		1	
ALIENS	3		2		

NOTE: Newly reported tuberculosis cases. Alien cases are aliens admitted to the United States during the calendar year with pulmonary tuberculosis and hospitalized or placed under medical supervision on arrival in New Jersey.

TABLE 20. ACTIVE CASES OF PULMONARY REINFECTION TUBERCULOSIS AND OF PLEURISY WITH EFFUSION, BY COUNTIES AND MAJOR CITIES: 1963

TABLE 22. CIVILIAN CASES OF SYPHILIS BY STAGE AND GONORRHEA
 NUMBERS AND RATES per 100,000 estimated population: 1944 - 1963

YEAR	POPULATION ESTIMATE	SYPHILIS						GONORRHEA	
		TOTAL CASES		PRIMARY & SECONDARY		EARLY LATENT		Number	Rate
		Number	Rate	Number	Rate	Number	Rate		
1944	4,167,840	8,664	207.9	1,317	31.4	2,694	64.1	3,094	74.2
1945	4,200,941	8,901	211.9	2,010	46.7	3,453	80.2	4,892	116.5
1946	4,304,261	9,881	229.6	1,670	37.7	3,138	70.8	6,468	150.3
1947	4,435,000	8,735	197.0	1,182	25.0	2,978	63.0	6,449	145.4
1948	4,729,000	8,352	176.6					4,069	86.0
1949	4,786,000	7,795	162.9	771	16.1	2,511	52.5	4,449	93.0
1950	4,832,000	5,838	120.8	360	7.5	1,768	36.6	3,933	81.4
1951	4,989,000	4,016	80.5	228	4.6	1,125	22.5	3,559	71.3
1952	5,112,000	3,846	75.2	180	3.5	1,029	20.1	3,596	70.3
1953	5,236,000	3,742	71.5	168	3.2	1,005	19.2	3,682	70.3
1954	5,359,000	5,285	98.6	184	3.4	1,175	21.9	3,761	70.2
1955	5,482,000	4,854	88.5	214	3.9	1,095	20.0	4,150	75.7
1956	5,605,000	4,263	76.1	92	1.6	578	10.3	3,828	68.3
1957	5,728,000	5,429	94.8	114	2.0	462	8.1	4,789	83.6
1958	5,851,000	6,055	103.5	170	2.9	638	10.9	5,493	93.9
1959	5,974,000	4,863	81.4	302	5.1	609	10.2	4,646	77.8
1960	6,098,000	5,265	86.3	665	10.9	752	12.3	4,778	78.4
1961	6,221,000	5,170	83.1	864	13.9	721	11.6	4,302	69.2
1962	6,344,000	6,291	99.2	1,191	18.8	864	13.6	3,557	56.1
1963	6,467,000	5,613	86.8	1,177	18.2	756	11.7	3,968	61.4

Note: Data for 1944 through 1956 include all New Jersey resident cases plus all nonresident cases diagnosed in New Jersey, but exclude military cases. Data for 1957 to date include New Jersey resident cases only. Primary and Secondary and Early Latent Syphilis numbers for 1944 are not available.

TABLE 23. VENEREAL DISEASE CASES (INCLUDING MILITARY) BY AGE GROUPS
 NUMBERS AND RATES per 100,000 population: 1963

AGE GROUP	TOTAL		SYPHILIS		GONORRHEA		OTHER VENEREAL DISEASES	
	Number	Rate	Number	Rate	Number	Rate	Number	Rate
All Ages	10,087	156.0	5,644	87.3	4,424	68.4	19	0.3
Under 1	18	13.2	14	10.3	4	2.9		
1-4	18	3.3	5	0.9	13	2.4		
5-9	20	3.2	1	0.2	19	3.1		
10-14	52	9.4	17	3.1	35	6.3		
15-19	940	223.8	287	68.3	650	154.8	3	0.7
20-24	2,518	734.1	778	226.8	1,734	505.5	6	1.7
25-44	3,986	217.8	2,199	120.2	1,780	97.3	7	0.4
45-64	1,638	116.3	1,530	108.6	106	7.5	2	0.1
65+	579	96.2	576	95.7	3	0.5		
Unstated	318		237		80		1	

TABLE 24. SYPHILIS CASES (INCLUDING MILITARY) BY AGE GROUPS
 NUMBERS AND RATES per 100,000 population: 1963

AGE GROUP	TOTAL ALL STAGES		PRIMARY & SECONDARY		EARLY LATENT		LATE LATENT		LATE		CONGENITAL	
	No.	Rate	No.	Rate	No.	Rate	No.	Rate	No.	Rate	No.	Rate
All Ages	5,644	87.3	1,202	18.6	762	11.8	3,222	49.8	254	3.9	204	3.2
Under 1	14	10.3	2	1.5							12	8.8
1-4	5	0.9					1	0.2			4	0.7
5-9	1	0.2									1	0.2
10-14	17	3.1	9	1.6	5	0.9	1	0.2			2	0.4
15-19	287	68.3	162	38.6	82	19.5	15	3.6			28	6.7
20-24	778	226.8	368	107.3	218	63.6	148	43.1	7	2.0	37	10.8
25-44	2,199	120.2	573	31.3	373	20.4	1,116	61.0	56	3.1	81	4.4
45-64	1,530	108.6	58	4.1	59	4.2	1,263	89.6	125	8.9	25	1.8
65+	576	95.7	1	0.2	5	0.8	512	85.0	55	9.1	3	0.5
Unstated	237		29		20		166		11		11	

TABLE 25. SYPHILIS AND GONORRHEA CASES BY COUNTIES AND MAJOR CITIES
 NUMBERS AND RATES PER 100,000 ESTIMATED POPULATION: 1963

AREA	SYPHILIS						GONORRHEA	
	ALL STAGES		PRIMARY AND SECONDARY		EARLY LATENT		Number	Rate
	Number	Rate	Number	Rate	Number	Rate		
STATE TOTAL	5,644	87.3	1,202	18.6	762	11.8	4,424	68.4
ATLANTIC COUNTY	352	207.1	84	49.4	42	24.7	35	20.6
Atlantic City	249	422.0	76	128.8	33	55.9	8	13.6
BERGEN COUNTY	268	31.2	64	7.5	21	2.4	82	9.5
BURLINGTON COUNTY	104	41.1	16	6.3	7	2.8	24	9.5
CAMDEN COUNTY	281	66.6	51	12.1	37	8.8	81	19.2
Camden City	200	173.9	43	37.4	27	23.5	66	57.4
CAPE MAY COUNTY	46	88.5	2	3.8	7	13.5	3	5.8
CUMBERLAND COUNTY	230	203.5	43	38.1	20	17.7	68	60.2
ESSEX COUNTY	1,898	204.3	452	48.7	344	37.0	2,031	218.6
Bloomfield	13	24.5					3	5.7
East Orange	124	161.0	22	28.6	28	36.4	45	58.4
Irvington	34	57.6	4	6.8	1	1.7	3	5.1
Newark	1,556	394.9	406	103.0	292	74.1	1,932	490.4
GLOUCESTER COUNTY	92	61.7	4	2.7	14	9.4	6	4.0
HUDSON COUNTY	498	83.1	75	12.5	51	8.5	290	48.4
Bayonne	32	43.8	8	11.0	3	4.1	15	20.5
Hoboken	32	66.7	2	4.2	4	8.3	6	12.5
Jersey City	333	123.8	55	20.4	34	12.6	255	94.8
Union City	38	74.5	3	5.9	5	9.8	5	9.8
HUNTERDON COUNTY	36	62.1			2	3.4	4	6.9
MERCER COUNTY	360	129.5	72	25.9	46	16.5	405	145.7
Hamilton Township	12	16.4	1	1.4	1	1.4	5	6.8
Trenton	277	251.8	62	56.4	40	36.4	396	360.0
MIDDLESEX COUNTY	177	36.2	28	5.7	10	2.0	111	22.7
Woodbridge Township	13	14.0			1	1.1	5	5.4
MONMOUTH COUNTY	230	62.2	40	10.8	35	9.5	123	33.2
MORRIS COUNTY	67	22.9	4	1.4	10	3.4	22	7.5
OCEAN COUNTY	51	40.8	6	4.8	11	8.8	15	12.0
PASSAIC COUNTY	389	90.7	150	35.0	46	10.7	438	102.1
Clifton	21	23.9	7	8.0	1	1.1	5	5.7
Passaic City	68	128.3	12	22.6	9	17.0	16	30.2
Paterson	281	193.8	129	89.0	35	24.1	404	278.6
SALEM COUNTY	74	119.4	6	9.7	9	14.5	20	32.3
SOMERSET COUNTY	63	40.0	2	1.3			17	10.8
SUSSEX COUNTY	39	72.2	3	5.6	2	3.7	3	5.6
UNION COUNTY	312	57.9	72	13.4	31	5.8	171	31.7
Elizabeth	133	125.5	44	41.5	16	15.1	84	79.2
Union Township	15	26.8	1	1.8			12	21.4
WARREN COUNTY	15	22.7					4	6.1
STATE INSTITUTIONS	27		1		10		10	
MILITARY POSTS								
Military Personnel	31		25		6		456	
Civilians living on posts	4		2		1		5	

Note: Gonorrhea includes 351 cases reported as having epidemiologic treatment for gonorrhea.
 Rates not computed for State Institutions and Military Posts due to lack of population base.

TABLE 26. DEATHS FROM REPORTABLE DISEASES BY COUNTY OF RESIDENCE

(According to 7th Revision International Listing) NEW JERSEY: 1963

COUNTY	AMEBIASIS (046)	DIARRHEA OF NEWBORN (764)	DIPHTHERIA (055)	EPILEPSY (353)	INFECTIOUS ENCEPHALITIS (082-083)	INFECTIOUS HEPATITIS (092)	INFLUENZA (480-483)	MEASLES (085)	MENINGOCOCCAL MENINGITIS (057.0)	MENTAL DEFICIENCY (325)	PNEUMONIA (490-493)	SALMONELLOSIS (041-042)	Streptococcal Sore Throat incl. Scarlet Fever (050-051)	SYPHILIS (020-029)	TETANUS (061)	TUBERCULOSIS (001-019)	WHOOPING COUGH (056)
STATE TOTAL	3	7	2	61	25	30	72	6	7	13	1,903	3	3	49	1	364	1
ATLANTIC				2		1	6				56					13	
BERGEN		1		3		3	4			3	172			2		15	
BURLINGTON	1			1		2	1				91			2		6	
CAMDEN				2		1	3				127	1		3		27	
CAPE MAY				1		1	1	1			15			1		4	
CUMBERLAND				1		4	1	1			27					6	
ESSEX		2		21		4	4	1		2	261					86	
GLOUCESTER		1	2	4		2	3	3		1	31					6	
HUDSON						1	7	1			281					52	
HUNTERDON						2	1	1			30				1	5	
MERCER				2		2	2	1			130					24	
MIDDLESEX				2		1	2	2			107					19	
MONMOUTH				6		3	9	2			99					14	
MORRIS		1		2		1	3	1			74					10	
OCEAN				2		2	2	1			33					8	
PASSAIC				7		2	1	1			108					17	
SALEM		2				1	2	1		2	16					3	
SOMERSET	2			2		1	3			1	57					10	
SUSSEX				2		4	8	1			19					4	
UNION				5		2	3	1			119	1				29	
WARREN				1		1	3			1	42	1				3	
STATE INSTITUTIONS											6						
MILITARY POSTS											2						3

Note: There were no deaths from Anthrax, Botulism, Brucellosis, Cholera, Dengue, Food Poisonings, Glaucoma, Leprosy, Leptospirosis, Malaria, Ophthalmia Neonatorum, Plague, Psittacosis, Q Fever, Rabies (human), Rocky Mountain Spotted Fever, Shigellosis, Smallpox, Trachoma, Trichinosis, Tularemia, Typhoid Fever, Typhus Fever, or Yellow Fever.

TABLE 26. DEATHS FROM REPORTABLE DISEASES BY COUNTY OF RESIDENCE
(According to 7th Revision International Listing) NEW JERSEY: 1963

TABLE 27. PRINCIPAL CAUSES OF DEATH BY SPECIFIED AGE GROUPS: 1962 - 1963

ALL AGES

RANK		CAUSE AND CODE NUMBERS	1963		1962	
1963	1962		Number of Deaths	Rate per 100,000 Estimated Population	Number of Deaths	Rate per 100,000 Estimated Population
		Total Deaths	63,797	986.5	61,967	976.8
1	1	Diseases of the circulatory system (400-468)	30,210	467.1	29,604	466.6
2	2	Malignant neoplasms (140-205)	11,624	179.7	11,370	179.2
3	3	Vascular lesions affecting the central nervous system (330-334)	5,733	88.7	5,404	85.2
4	4	Influenza, pneumonia and bronchitis (480-502)	2,157	33.4	1,951	30.8
5	5	Diabetes mellitus (260)	1,351	20.9	1,263	19.9
6	6	Cirrhosis of liver (581)	1,052	16.3	1,088	17.2
7	7	Motor vehicle accidents (E810-E835)	970	15.0	895	14.1
8	8	Postnatal asphyxia and atelectasis (762)	827	12.8	765	12.1
9	10	Congenital malformations (750-759)	683	10.6	670	10.6
10	9	Accidental falls (E900-E904)	644	10.0	712	11.2
11	11	Suicide (E970-E979)	598	9.2	571	9.0
12	12	Immaturity (774-776) (a)	535	8.3	551	8.7
13	13	Ulcer of stomach and duodenum (540,541)	429	6.6	439	6.9
14	14	Nephritis and nephrosis (590-594)	416	6.4	371	5.8
15	16	Tuberculosis (001-019)	364	5.6	326	5.1
16	15	Intestinal obstruction and hernia (560,561,570)	331	5.1	365	5.8
		All other causes	5,873	90.8	5,622	88.6

(a) An additional 974 infant deaths were reported in 1963 with immaturity as a subsidiary cause (International List Code Numbers 760-773 with a fourth digit of .5 to .9). These deaths have been classified with the deaths charged to the cause indicated by the physician as a primary cause of death.

1-4 YEARS

RANK		CAUSE AND CODE NUMBERS	1963		1962	
1963	1962		Number of Deaths	Rate per 100,000 Estimated Population	Number of Deaths	Rate per 100,000 Estimated Population
		Total Deaths	448	81.5	453	83.0
1	1	Influenza pneumonia and bronchitis (480-502)	63	11.5	85	15.6
2	2	malformations (750-759)	57	10.4	63	11.5
		neoplasms (140-205)	55	10.0	55	10.1
4	5	Motor vehicle accidents (E810-E835)	29	5.3	24	4.4
5	6	Inflammatory diseases of central nervous system (340-345)	23	4.2	24	4.4
6	9	Accidental falls (E900-E904)	22	4.0	12	2.2
7	(a)	Accidental poisonings (E870-E895)	22	4.0	15	2.7
8	4	Accidents caused by fire and explosion of combustible materials (E916)	21	3.8	24	4.4
9	8	Accidental drowning and submersion (E929)	13	2.4	14	2.6
10	7	Gastritis, duodenitis and colitis (543,571,572)	10	1.8	20	3.7
		All other causes	133	24.2	117	21.4

(a) Deaths from accidental poisonings did not appear among the principal causes in 1962.

TABLE 27. PRINCIPAL CAUSES OF DEATH BY SPECIFIED AGE GROUPS: 1962-1963

5-14 YEARS

RANK		CAUSE AND CODE NUMBERS	1963		1962	
1963	1962		Number of Deaths	Rate per 100,000 Estimated Population	Number of Deaths	Rate per 100,000 Estimated Population
		Total Deaths	470	39.9	452	37.4
1	1	Malignant neoplasms (140-205)	93	7.9	82	6.8
2	2	Motor vehicle accidents (E810-E835)	68	5.8	67	5.6
3	4	Influenza, pneumonia and bronchitis (480-502)	41	3.5	36	3.0
4	3	Congenital malformations (750-759)	36	3.1	42	3.5
5	5	Accidental drowning and submersion (E929)	33	2.8	30	2.5
6	7	Accidents caused by fire and explosion of combustible materials (E916)	23	2.0	12	1.0
7	6	Diseases of the circulatory system (400-468)	14	1.2	13	1.1
		All other causes	162	13.8	170	14.1

15-24 YEARS

RANK		CAUSE AND CODE NUMBERS	1963		1962	
1963	1962		Number of Deaths	Rate per 100,000 Estimated Population	Number of Deaths	Rate per 100,000 Estimated Population
		Total Deaths	724	94.9	671	91.5
1	1	Motor vehicle accidents (E810-E835)	222	29.1	218	29.7
2	2	Malignant neoplasms (140-205)	57	7.5	71	9.7
3	3	Suicide (E970-E979)	45	5.9	39	5.3
4	7	Homicide (E980-E983)	34	4.5	24	3.3
5	4	Diseases of the circulatory system (400-468)	30	3.9	34	4.6
6	5	Influenza, pneumonia and bronchitis (480-502)	26	3.4	28	3.8
7	8	Accidental drowning and submersion (E929)	26	3.4	20	2.7
8	6	Congenital malformations (750-759)	21	2.8	27	3.7
9	9	Nephritis and nephrosis (590-594)	15	2.0	20	2.7
10	10	Vascular lesions affecting the central nervous system (330-334)	14	1.8	15	2.0
		All other causes	234	30.7	175	23.9

TABLE 27. PRINCIPAL CAUSES OF DEATH BY SPECIFIED AGE GROUPS: 1962-1963

25-44 YEARS

RANK		CAUSE AND CODE NUMBERS	1963		1962	
1963	1962		Number of Deaths	Rate per 100,000 Estimated Population	Number of Deaths	Rate per 100,000 Estimated Population
		Total Deaths	3,676	200.9	3,444	196.9
1	1	Diseases of the circulatory system (400-468)	998	54.5	941	53.8
2	2	Malignant neoplasms (140-205)	768	42.0	691	39.5
3	3	Motor vehicle accidents (E810-E835)	248	13.6	232	13.3
4	4	Cirrhosis of liver (581)	178	9.7	193	11.0
5	5	Suicide (E970-E979)	175	9.6	166	9.5
6	6	Vascular lesions affecting the central nervous system (330-334)	161	8.8	134	7.7
7	7	Influenza, pneumonia and bronchitis (480-502)	97	5.3	108	6.2
8	8	Homicide (E980-E983)	78	4.3	93	5.3
9	11	Diabetes mellitus (260)	63	3.4	58	3.3
10	10	Tuberculosis (001-019)	62	3.4	64	3.7
11	9	Nephritis and nephrosis (590-594)	57	3.1	67	3.8
12	(a)	Accident caused by fire and explosion of combustible material (E916)	46	2.5	33	1.9
		All other causes	745	40.7	664	38.0

(a) Accidental deaths caused by fire and explosion of combustible material did not appear among the principal causes in 1962.

45-64 YEARS

RANK		CAUSE AND CODE NUMBERS	1963		1962	
1963	1962		Number of Deaths	Rate per 100,000 Estimated Population	Number of Deaths	Rate per 100,000 Estimated Population
		Total Deaths	16,736	1187.8	16,361	1190.8
1	1	Diseases of the circulatory system (400-468)	7,511	533.1	7,387	537.6
2	2	Malignant neoplasms (140-205)	4,416	313.4	4,331	315.2
3	3	Vascular lesions affecting the central nervous system (330-334)	975	69.2	953	69.4
4	4	Cirrhosis of liver (581)	608	43.2	587	42.7
5	6	Influenza, pneumonia and bronchitis (480-502)	377	26.8	301	21.9
6	5	Diabetes mellitus (260)	335	23.8	344	25.0
7	7	Suicide (E970-E979)	260	18.5	254	18.5
8	8	Motor vehicle accidents (E810-E835)	217	15.4	204	14.8
9	9	Ulcer of stomach and duodenum (540-541)	167	11.9	160	11.6
10	10	Tuberculosis (001-019)	146	10.4	142	10.3
11	12	Nephritis and nephrosis (590-594)	144	10.2	109	7.9
12	11	Accidental falls (E900-E904)	116	8.2	124	9.0
		All other causes	1,464	103.9	1,465	106.6

TABLE 27. PRINCIPAL CAUSES OF DEATH BY SPECIFIED AGE GROUPS: 1962-1963

65 YEARS AND OVER

RANK		CAUSE AND CODE NUMBERS	1963		1962	
1963	1962		Number of Deaths	Rate per 100,000 Estimated Population	Number of Deaths	Rate per 100,000 Estimated Population
		Total Deaths	38,566	6406.3	37,437	6270.9
1	1	Diseases of the circulatory system (400-468)	21,647	3595.8	21,220	3554.4
2	2	Malignant neoplasms (140-205)	6,231	1035.0	6,137	1028.0
3	3	Vascular lesions affecting the central nervous system (330-334)	4,563	758.0	4,297	719.8
4	4	Influenza, pneumonia and bronchitis (480-502)	1,319	219.1	1,113	186.4
5	5	Diabetes mellitus (260)	938	155.8	851	142.5
6	6	Accidental falls (E900-E904)	438	72.8	504	84.4
7	7	Cirrhosis of liver (581)	260	43.2	303	50.8
8	8	Ulcer of stomach and duodenum (540-541)	227	37.7	239	40.0
9	9	Intestinal obstruction and hernia (560,561,570)	198	32.9	231	38.7
10	11	Nephritis and nephrosis (590-594)	190	31.6	159	26.6
11	10	Infections of kidney (600)	186	30.9	198	33.2
12	12	Motor vehicle accidents (E810-E835)	179	29.7	146	24.5
		All other causes	2,190	363.8	2,039	341.5

TABLE 28. DEATHS FROM ALL ACCIDENTS, CANCER, DISEASES OF THE CIRCULATORY SYSTEM, HEART DISEASES, DIABETES AND VASCULAR LESIONS BY COUNTIES AND MAJOR CITIES (Numbers and Rates per 100,000 Population): 1963

AREA	ALL ACCIDENTS		CANCER		DISEASES OF THE CIRCULATORY SYSTEM		HEART DISEASES		DIABETES		VASCULAR LESIONS	
	Number	Rate	Number	Rate	Number	Rate	Number	Rate	Number	Rate	Number	Rate
STATE TOTAL	2,516	38.9	11,624	179.7	30,210	467.1	27,987	432.8	1,351	20.9	5,733	88.6
ATLANTIC COUNTY	110	64.7	403	237.1	1,166	685.9	1,091	614.8	54	31.8	225	132.4
Atlantic City	43	72.9	199	337.3	542	918.6	511	866.1	23	39.0	102	172.9
BERGEN COUNTY	187	21.8	1,139	167.5	3,184	370.7	2,898	337.4	120	14.0	634	73.8
BURLINGTON COUNTY	68	26.9	342	135.2	760	300.4	706	279.1	37	14.6	117	58.1
CAMDEN COUNTY	113	33.9	673	159.5	1,966	465.9	1,839	435.8	57	13.5	392	92.9
Camden City	48	44.7	228	198.3	716	685.7	699	607.8	24	20.9	142	123.5
CAMPE MAY COUNTY	32	61.5	119	286.5	450	865.4	415	798.1	11	21.2	70	134.6
CUMBERLAND COUNTY	85	75.2	197	174.3	515	455.1	570	504.4	24	21.2	111	124.6
ESSEX COUNTY	472	50.8	1,815	195.4	5,216	564.7	4,922	529.8	256	27.6	967	104.1
Bloomfield	13	24.5	103	526.4	265	500.0	265	500.0	11	20.8	46	86.8
East Orange	53	68.8	173	719.5	554	670.1	516	670.1	24	31.2	115	149.4
Irvington	23	39.0	117	219.2	382	617.5	362	613.6	19	32.2	55	93.2
Newark	264	67.0	763	193.7	2,459	624.1	2,325	590.1	126	32.0	421	106.9
GLOUCESTER COUNTY	74	49.7	211	141.6	705	473.2	658	441.6	29	19.5	112	75.2
HUDSON COUNTY	221	36.9	1,372	229.0	3,727	622.2	3,510	591.0	166	27.7	568	94.8
Bayonne	18	21.7	173	237.0	434	594.5	418	572.6	22	30.1	47	64.4
Hoboken	16	33.3	96	200.0	327	681.3	314	654.2	10	20.8	32	66.7
Jersey City	123	45.7	624	232.0	1,645	611.5	1,559	579.6	73	27.1	278	103.3
Union City	17	33.3	121	237.3	300	588.2	285	558.8	16	31.4	43	81.3
HUNTERDON COUNTY	10	69.0	109	187.9	278	479.3	259	446.6	9	15.5	63	108.6
MERCER COUNTY	133	47.8	522	187.8	1,310	471.2	1,173	421.9	61	21.9	213	76.6
Hamilton Township	24	32.9	134	183.6	256	350.7	237	324.7	16	21.9	43	58.9
Trenton	67	60.9	254	230.9	724	658.2	636	578.2	32	20.7	125	113.6
MIDDLESEX COUNTY	111	28.8	696	142.3	1,497	306.1	1,407	287.7	101	20.7	324	66.3
Woodbridge Township	19	20.4	90	96.8	206	221.5	192	206.5	12	12.9	40	49.0
MONMOUTH COUNTY	173	46.8	671	181.4	1,819	491.6	1,652	446.5	79	21.4	380	102.7
MORRIS COUNTY	113	38.6	400	136.5	706	369.6	665	340.3	29	9.9	223	76.1
OCEAN COUNTY	67	53.6	298	238.4	706	564.8	665	532.0	35	28.0	121	96.8
PASSAIC COUNTY	159	37.1	785	183.0	2,016	469.9	1,847	430.5	134	31.2	386	90.0
Clifton	24	27.3	110	159.1	378	429.5	350	397.7	18	20.5	63	71.6
Passaic City	19	35.8	109	205.7	312	588.7	286	539.6	26	49.1	57	107.5
Pateron	75	51.7	319	220.0	823	567.6	754	520.0	56	38.6	162	111.7
SALEN COUNTY	36	58.1	97	156.5	265	427.4	239	385.5	10	16.1	74	119.4
SOMERSET COUNTY	50	31.6	217	137.3	515	325.9	468	296.2	20	12.7	105	66.5
SUSSEX COUNTY	25	26.3	117	216.7	252	466.7	233	431.5	9	16.7	60	111.1
UNION COUNTY	113	26.5	965	179.0	2,262	419.7	2,066	383.3	93	17.3	452	83.9
Elizabeth	15	42.5	249	234.9	591	557.5	536	505.7	33	31.1	119	112.3
Union Township	15	26.8	118	210.7	208	371.4	193	344.6	13	23.2	49	87.5
WARREN COUNTY	33	50.0	136	206.1	373	565.2	329	498.5	14	21.2	74	112.1
STATE INSTITUTIONS	2		4		10		9		1		2	
MILITARY POSTS	9		6		4		4		2		2	

NOTE: Rates not computed for State Institutions and Military Posts due to lack of population base.

530-334

TABLE 29. DEATHS AND DEATH RATES PER 100,000 POPULATION FOR DISEASES OF THE CIRCULATORY SYSTEM BY CAUSE GROUP BY AGE AND SEX: 1963

TABLE 29. DEATHS AND DEATH RATES PER 100,000 POPULATION FOR DISEASES OF THE CIRCULATORY SYSTEM BY CAUSE GROUP BY AGE AND SEX: 1963

AGE and SEX	TOTAL (400-468)		Rheumatic Fever (400-402)		Chronic Rheumatic Heart (410-416)		Arteriosclerotic Degenerative Heart (420-422)		Other Diseases of Heart (430-434)		Hypertension with Mention of Heart (440-443)		Hypertension without Mention of Heart (444-447)		Diseases of Arteries (450-456)		Diseases of Veins (460-466)		Other Diseases of Circulatory System (467, 468)	
	Number	Rate	No.	Rate	No.	Rate	Number	Rate	No.	Rate	No.	Rate	No.	Rate	No.	Rate	No.	Rate	No.	Rate
ALL AGES	30,210	467.1	21	0.3	716	11.1	24,505	378.9	668	10.3	2,098	32.4	367	5.7	1,539	23.8	284	4.4	12	0.2
Under 1	5	3.7					1	0.7	4	2.9										
1-4	5	0.9	1	0.2					3	0.5					1	0.2				
5-9	6	1.0	2	0.4					4	0.6										
10-14	8	1.4	2	0.4	2	0.4			2	0.4										
15-19	8	1.9	1	0.2	3	0.7	1	0.2	2	0.5			1	0.2						
20-24	22	6.4	1	0.3	10	2.9	4	1.2	5	1.5					2	0.4				
25-29	51	13.1	2	0.5	10	2.6	22	5.7	8	2.1										
30-34	128	27.5	1	0.2	26	5.6	69	14.8	7	1.5	5	1.3	3	0.8	1	0.3				
35-39	272	54.0	1	0.2	36	7.1	191	37.9	3	0.8	9	1.9	8	1.7	3	0.6	5	1.1		
40-44	547	115.9	1	0.2	60	12.7	420	89.0	13	2.8	11	2.2	10	2.0	12	2.4	8	1.6		
45-49	987	227.9	2	0.5	84	19.4	776	179.2	28	6.5	34	7.2	7	1.5	7	1.5	5	1.1		
50-54	1,530	408.0	5	1.3	115	30.7	1,243	331.5	25	6.1	51	11.8	15	3.5	14	3.2	16	3.7	1	0.2
55-59	2,132	660.1	1	0.3	102	31.6	1,751	542.1	44	13.6	76	20.3	14	3.7	31	8.3	19	5.1	2	0.5
60-64	2,862	1,029.5	1	0.4	94	33.8	2,350	845.3	59	21.2	135	41.8	24	7.4	51	15.8	23	7.1	1	0.3
65-69	3,946	1,651.0			76	31.8	3,312	1,385.8	79	33.1	196	70.5	26	9.4	103	37.1	33	11.9		
70-74	4,825	2,757.1			52	29.7	3,997	2,284.0	111	63.4	281	117.6	23	9.6	137	57.3	57	20.3	1	0.4
75 and over	12,876	6,848.9			46	24.5	10,368	5,514.9	271	144.1	957	509.0	185	98.4	961	511.2	83	44.1	5	2.7
Sex																				
Male	16,862	532.1	8	0.3	310	9.8	14,202	448.2	348	11.0	876	27.6	187	5.9	785	24.8	141	4.4	5	0.2
Female	13,348	404.7	13	0.4	406	12.3	10,303	312.4	320	9.7	1,222	37.1	180	5.5	754	22.9	143	4.3	7	0.2

TABLE 30. DEATHS AND DEATH RATES PER 100,000 POPULATION FOR NEOPLASMS
BY CAUSE GROUP BY AGE AND SEX: 1963

AGE and SEX	ALL NEOPLASMS (140-205) (210-239)		M A L I G N A N T												Benign or Unspecified Total (210-239)				
	Number	Rate	TOTAL (140-205)		Buccal Cavity and Pharynx (140-148)		Digestive and Peritoneum (150-159)		Respiratory (160-165)		Breast and Genito-urinary (170-181)		Other and Unspecified (190-199)		Lymph and Blood (200-205)		No.	Rate	
			Number	Rate	Number	Rate	Number	Rate	Number	Rate	Number	Rate	Number	Rate	Number	Rate			
ALL AGES	11,783	182.2	11,624	179.7	245	3.8	4,168	64.5	2,002	31.0	3,212	49.7	1015	15.7	982	15.2	159	2.5	
Under 1	10	7.4	4	2.9									3	2.2	1	0.7	6	4.4	
1-4	55	10.0	55	10.0			2	0.4			10	1.8	17	3.1	26	4.7			
5-9	67	10.8	65	10.5			2	0.3			5	0.8	20	3.2	38	6.1	2	0.3	
10-14	29	5.2	28	5.0			1	0.2			3	0.5	6	1.1	18	3.2	1	0.2	
15-19	36	8.6	32	7.6	1	0.2	1	0.2			8	1.9	7	1.7	15	3.6	4	1.0	
20-24	30	8.7	25	7.3	1	0.3			1	0.3	4	1.2	6	1.7	13	3.8	5	1.5	
25-29	59	15.2	55	14.2			6	1.5			14	3.6	10	2.6	20	5.2	4	1.0	
30-34	94	20.2	91	19.5			13	2.8			23	4.9	20	4.3	28	6.0	3	0.6	
35-39	223	44.2	213	42.3	3	0.6	28	5.6	7	1.5	100	19.8	22	4.4	33	6.5	10	2.0	
40-44	418	88.6	409	86.7	7	1.5	89	18.9	52	11.0	158	33.5	54	11.4	49	10.4	9	1.9	
45-49	679	156.8	665	153.6	17	3.9	150	34.6	121	27.9	220	50.8	88	20.3	69	15.9	14	3.2	
50-54	984	262.4	969	258.4	24	6.4	267	71.2	210	56.0	290	77.3	108	28.8	70	18.7	15	4.0	
55-59	1,262	390.7	1,245	385.4	40	12.4	398	123.2	284	87.9	318	98.5	110	34.1	95	29.4	17	5.3	
60-64	1,553	558.6	1,538	553.2	20	7.2	532	191.4	356	128.1	405	145.7	134	48.2	91	32.7	15	5.4	
65-69	1,811	757.7	1,800	753.1	38	15.9	697	291.6	363	151.9	432	180.8	134	56.1	136	56.9	11	4.6	
70-74	1,762	1006.9	1,742	995.4	29	16.6	743	424.6	292	166.9	443	253.1	120	68.6	115	65.7	20	11.4	
75 and over	2,711	1442.0	2,688	1429.8	64	34.0	1,239	659.0	285	151.6	779	414.4	156	83.0	165	87.8	23	12.2	
Sex																			
Male	6,288	198.4	6,217	196.2	190	6.0	2,263	71.4	1,697	53.6	960	30.3	545	17.2	562	17.7	71	2.2	
Female	5,495	166.6	5,407	163.9	55	1.7	1,905	57.8	305	9.2	2,252	68.3	470	14.3	420	12.7	88	2.7	

TABLE 31. MOTOR VEHICLE DEATHS IN NEW JERSEY BY CAUSE OF DEATH BY AGE: 1963

PRIMARY CAUSE	TOTAL All Ages	AGE GROUPS						
		Under 1 year	1-4	5-14	15-24	25-44	45-64	65 and over
Total (E810-E835,E960)	1,000	4	32	65	229	260	218	192
Collision with								
Railway train (E810)	11			1	5	1	3	1
Street car (E811)								
Pedestrian (E812,E830)	279		21	39	23	29	67	100
Pedal cyclist (E813,E817,E831)	8			7			1	
Motorcycle (E815,E832)	1				1			
Other motor vehicle (E816,E833)	336	1	7	8	66	111	86	57
Horse or horse-drawn vehicle (E818)	1			1				
Fixed object (E814,E819)	37			1	16	11	5	4
Non-collision (E820-E824,E834)	313	3	2	8	115	105	51	29
Other and unspecified (E825,E835,E960)	14		2			3	3	1

TABLE 32. NONTRANSPORT ACCIDENTAL DEATHS IN NEW JERSEY BY CAUSE OF DEATH BY PLACE OF ACCIDENT: 1963

PRIMARY CAUSE	TOTAL	PLACE OF ACCIDENT									
		HOME	FARM	MINE AND QUARRY	Industrial place & Premise	Sport, Recreation Place	STREET and HIGHWAY	PUBLIC BUILDING	RESIDENT INSTITUTION	OTHER SPECIFIED PLACE	PLACE NOT SPECIFIED
Total (E870-E959,E961-E962)	1,430	824	18	6	62	9	99	34	124	156	98
Poisoning by solid and liquid substances (E870-E888)	63	36			1		2	1		1	22
Poisoning by gases and vapors (E890-E895)	53	32			4		5	5		5	2
Falls (E900-E904)	637	399					17	65	19	91	19
Fire and explosion of combustible material (E916)	224	197	1		8		1	5	7	4	1
Mechanical suffocation in bed or cradle (E924)	35	34									1
Drowning (E929)	128	18	6	2		3	1	1	2	93	2
Other causes (E910-E915,E917-E923,E925-E928,E930-E936,E940-E946,E950-E959,E961-E962)	290	108	11	4	32	6	25	3	24	33	44

TABLE 33

DEATHS BY CAUSE BY SEX AND AGE GROUPS, NEW JERSEY

1963

INTERNATIONAL LIST NO. (7th Revision)	CAUSE OF DEATH	TOTAL	MALE	FEMALE	AGE GROUP BY YEARS							
					-1	1-4	5-14	15-24	25-44	45-64	65+	
001-E999	ALL CAUSES											
001	Respiratory tuberculosis with mention of occupational disease of lung	11	11						2	3	6	
002	Pulmonary tuberculosis	313	235	78				4	54	129	126	
003	Pleural tuberculosis	3	3							1	2	
004	Primary tuberculosis complex with symptoms											
005	Tracheobronchial glandular tuberculosis with symptoms											
006	Radiological evidence suggestive of active respiratory tuberculosis not classifiable elsewhere											
007	Other respiratory tuberculosis											
008	Tuberculosis, unspecified site	8	5	3				2	1	2	3	
010	Tuberculosis of meninges and central nervous system	9	5	4			3	1	1	1	3	
011	Tuberculosis of intestines, peritoneum, and mesenteric glands	1		1						1		
012	Tuberculosis of bones and joints, active or unspecified											
013	Late effects of tuberculosis of bones and joints											
014	Tuberculosis of skin and subcutaneous cellular tissue											
015	Tuberculosis of lymphatic system	2	2				1				1	
016	Tuberculosis of genito-urinary system	3		3						1		2
017	Tuberculosis of adrenal glands	4	3	1							2	2
018	Tuberculosis of other organs											
019	Disseminated tuberculosis	10	4	6				1	2	5	2	
020	Congenital syphilis											
021	Early syphilis											
022	Aneurysm of aorta	23	10	5							7	16
023	Other cardiovascular syphilis	17	13	4						2	7	8
024	Tabes dorsalis	4	4								2	2
025	General paralysis of insane											
026	Other syphilis of central nervous system	4	2	2	1						2	1
027	Other forms of late syphilis											
028	Latent syphilis											
029	Syphilis, unqualified	1	1									1
030	Acute or unspecified gonorrhea	1	1									
031	Chronic gonococcal infection of genito-urinary system									1		
032	Gonococcal infection of joint											
033	Gonococcal infection of eye											
034	Gonococcal infection of other sites											
035	Late effects of gonococcal infection											
036	Chancroid											
037	Lymphogranuloma venereum											
038	Granuloma inguinale, venereal											
039	Other and unspecified venereal diseases											
040	Typhoid fever											
041	Paratyphoid fever	1		1						1		
042	Other Salmonella infections	2	2				1				1	
043	Cholera											
044	Brucellosis (undulant fever)											
045	Bacillary dysentery											
046	Amebiasis	3	2	1					1	2		
047	Other protozoal dysentery											
048	Unspecified forms of dysentery	1	1		1							
049	Food poisoning (infection and intoxication)											
050	Scarlet fever	1	1				1					
051	Streptococcal sore throat	4	2	2							3	1
052	Erysipelas	1		1								1
053	Septicemia and pyemia	40	21	19	4	1	2	4	5	6	18	
054	Bacterial toxemia											
055	Diphtheria	2	1	1				1	1			
056	Whooping cough	1	1		1							
057	Meningococcal infections	17	11	6	4	7	3		3			
058	Plague											
059	Tularemia									1		
060	Leprosy											
061	Tetanus	1		1								
062	Anthrax											
063	Gas gangrene	4	1	3							1	3
064	Other bacterial diseases	4	3	1		1					3	
070	Vincent's infection											
071	Relapsing fever											
072	Leptospirosis											
073	Yaws											
074	Other spirochetal infections											
080	Acute poliomyelitis											
081	Late effects of acute poliomyelitis	3	3						2	1		
082	Acute infectious encephalitis	20	14	6	1	4	2	1	5	6	1	
083	Late effects of acute infectious encephalitis	5	2	3						4	1	
084	Smallpox											
085	Measles	6	2	4	1	2	2		1			
086	Rubella (German measles)											
087	Chickenpox	2	1	1		1	1					
088	Herpes zoster	2		2								2

TABLE 33

DEATHS BY CAUSE BY SEX AND AGE GROUPS, NEW JERSEY

1963 - CONTINUED

INTERNATIONAL LIST NO. (7th Revision)	CAUSE OF DEATH	TOTAL	MALE	FEMALE	AGE GROUP BY YEARS						
					-1	1-4	5-14	15-24	25-44	45-64	65+
089	Mumps	1		1						1	
090	Dengue										
091	Yellow fever										
092	Infectious hepatitis	30	15	15	1		4	5	14	6	
093	Glandular fever (infectious mononucleosis)										
094	Rabies										
095	Trachoma										
096	Other diseases attributable to viruses	11	6	5	4		2	1	1	3	
100	Louse-borne epidemic typhus										
101	Flea-borne endemic typhus (murine)										
102	Brill's disease, not specified as louse- or flea-borne typhus										
103	Tabardillo (Mexican typhus), not specified as louse- or flea-borne										
104	Tick-borne typhus										
105	Mite-borne typhus										
106	Volhynian fever (trench fever)										
107	Typhus, unspecified										
108	Other rickettsial diseases										
110	Vivax malaria (benign tertian)										
111	Malariae malaria (quartan)										
112	Falci-parum malaria (malignant tertian)										
113	Ovale malaria										
114	Mixed malarial infections										
115	Blackwater fever										
116	Other and unspecified forms of malaria										
117	Recurrent induced malaria										
120	Leishmaniasis										
121	Trypanosomiasis										
122	Other protozoal diseases										
123	Schistosomiasis										
124	Other trematode infestation										
125	Hydatid disease	1	1							1	
126	Other cestode infestation										
127	Filariasis										
128	Trichiniasis										
129	Ankylostomiasis										
130	Infestation with worms of other, mixed, and unspecified type										
131	Dermatophytosis										
132	Actinomycosis										
133	Coccidioidomycosis	1	1						1		
134	Other fungus infections	4	2	2				2	2		
135	Scabies	1	1							1	
136	Pediculosis										
137	Other arthropod infestation										
138	Other infective and parasitic diseases	7	5	2			1	4	2		
140	Malignant neoplasm of lip	5	2	3				1		4	
141	Malignant neoplasm of tongue	67	51	16					34	33	
142	Malignant neoplasm of salivary gland	21	12	9				4	6	11	
143	Malignant neoplasm of floor of mouth	24	20	4				3	9	12	
144	Malignant neoplasm of other parts of mouth, and of mouth unspecified	39	33	6				1	9	29	
145	Malignant neoplasm of oral mesopharynx	21	19	2					10	11	
146	Malignant neoplasm of nasopharynx	20	13	7			1	1	12	6	
147	Malignant neoplasm of hypopharynx	7	6	1					3	4	
148	Malignant neoplasm of pharynx, unspecified	41	34	7			1	1	18	21	
150	Malignant neoplasm of esophagus	260	206	54				13	102	145	
151	Malignant neoplasm of stomach	806	483	323				21	226	559	
152	Malignant neoplasm of small intestine, including duodenum	43	21	22				3	13	27	
153	Malignant neoplasm of large intestine, except rectum	1392	643	749				50	445	897	
154	Malignant neoplasm of rectum	531	309	222				20	156	355	
155	Malignant neoplasm of biliary passages and of liver (stated to be primary site)	242	106	136		1	1	1	2	81	156
156	Malignant neoplasm of liver (secondary and unspecified)	187	89	98			1		4	64	118
157	Malignant neoplasm of pancreas	626	369	257		1		17	234	374	
158	Malignant neoplasm of peritoneum	36	16	20			1		3	15	17
159	Malignant neoplasm of unspecified digestive organs	45	21	24				3	11	31	
160	Malignant neoplasm of nose, nasal cavities, middle ear, and accessory sinuses	15	12	3					1	6	8
161	Malignant neoplasm of larynx	123	110	13					2	62	59
162	Malignant neoplasm of bronchus and trachea, and of lung specified as primary	683	598	85					25	347	311
163	Malignant neoplasm of lung, unspecified as to whether primary or secondary	1126	941	185			1	56	532	537	
164	Malignant neoplasm of mediastinum	12	10	2					3	6	3
165	Malignant neoplasm of thoracic organs (secondary)	43	26	17					3	18	22
170	Malignant neoplasm of breast	1155	12	1143			1	143	562	449	
171	Malignant neoplasm of cervix uteri	273		273				1	65	129	78
172	Malignant neoplasm of corpus uteri	49		49						22	27
173	Malignant neoplasm of other parts of uterus, including chorionepithelioma	1		1					1		
174	Malignant neoplasm of uterus, unspecified	172		172				10	70	92	
175	Malignant neoplasm of ovary, Fallopian tube, and broad ligament	376		376			3	5	46	185	139
176	Malignant neoplasm of other and unspecified female genital organs	37		37			1		3	10	23
177	Malignant neoplasm of prostate	496	496							67	429
178	Malignant neoplasm of testis	18	18					4	10	2	2

TABLE 33

DEATHS BY CAUSE BY SEX AND AGE GROUPS, NEW JERSEY

1963 - CONTINUED

INTERNATIONAL LIST NO. (7th Revision)	CAUSE OF DEATH	TOTAL	MALE	FEMALE	AGE GROUP BY YEARS							
					-1	1-4	5-14	15-24	25-44	45-64	65+	
179	Malignant neoplasm of other and unspecified male genital organs	12	12						1	4	7	
180	Malignant neoplasm of kidney	233	146	87		9	5	1	10	93	115	
181	Malignant neoplasm of bladder and other urinary organs	388	276	112					6	88	294	
190	Malignant melanoma of skin	91	51	40			1	2	19	39	30	
191	Other malignant neoplasm of skin	59	40	19					5	23	31	
192	Malignant neoplasm of eye	12	9	3		1	1		1	2	7	
193	Malignant neoplasm of brain and other parts of nervous system	287	159	128	3	14	16	7	45	159	43	
194	Malignant neoplasm of thyroid gland	56	14	42					4	20	32	
195	Malignant neoplasm of other endocrine glands	19	12	7		2			2	9	6	
196	Malignant neoplasm of bone (including jaw bone)	73	44	29			5	2	7	26	33	
197	Malignant neoplasm of connective tissue	32	21	11			3		4	10	15	
198	Secondary and unspecified malignant neoplasm of lymph nodes	10	7	3					1	4	5	
199	Malignant neoplasm of other and unspecified sites	376	188	188				2	18	148	208	
200	Lymphosarcoma and reticulosarcoma	261	140	121		1	4	6	23	118	109	
201	Hodgkin's disease	123	64	59			2	7	41	40	33	
202	Other forms of lymphoma (reticulosi)	41	20	21		2			3	11	25	
203	Multiple myeloma (plasmocytoma)	93	52	41					4	39	50	
204	Leukemia and aleukemia	461	285	176	1	23	50	15	58	116	198	
205	Mycosis fungoides	3	1	2					1	1	1	
210	Benign neoplasm of buccal cavity and pharynx	7	4	3			1			3	3	
211	Benign neoplasm of other parts of digestive system	6	5	1						5	1	
212	Benign neoplasm of respiratory system	6	5	1								
213	Benign neoplasm of breast	6	5	1								
214	Uterine fibromyoma	12		12					5	5	2	
215	Other benign neoplasm of uterus	3		3					2	1		
216	Benign neoplasm of ovary	6		6					1	5		
217	Benign neoplasm of other female genital organs											
218	Benign neoplasm of male genital organs											
219	Benign neoplasm of kidney and other urinary organs	1		1						1		
220	Benign melanoma of skin											
221	Pilonidal cyst											
222	Other benign neoplasm of skin											
223	Benign neoplasm of brain and other parts of nervous system	32	13	19				3	3	17	9	
224	Benign neoplasm of endocrine glands	13	6	7	1			3	4	4	1	
225	Benign neoplasm of bone and cartilage											
226	Lipoma											
227	Other benign neoplasm of muscular and connective tissue	2	1	1					1	1		
228	Hemangioma and lymphangioma	5	2	3	1					3	1	
229	Benign neoplasm of other and unspecified organs and tissues	1		1							1	
230	Neoplasm of unspecified nature of digestive organs	10	3	7						1	9	
231	Neoplasm of unspecified nature of respiratory organs	10	9	1						5	5	
232	Neoplasm of unspecified nature of breast	1		1							1	
233	Neoplasm of unspecified nature of uterus											
234	Neoplasm of unspecified nature of ovary											
235	Neoplasm of unspecified nature of other female genital organs	1		1					1			
236	Neoplasm of unspecified nature of other genito-urinary organs	3	2	1							3	
237	Neoplasm of unspecified nature of brain and other parts of nervous system	37	22	15	1		2	3	9	15	7	
238	Neoplasm of unspecified nature of skin and musculoskeletal system	3	3		1					1	1	
239	Neoplasm of unspecified nature of other and unspecified organs	6	1	5	2						4	
240	Hay fever											
241	Asthma	129	83	46		2	1	3	15	54	54	
242	Angioneurotic edema											
243	Urticaria											
244	Allergic eczema											
245	Other allergic disorders	2	1	1							2	
250	Simple goitre	1		1						1		
251	Nontoxic nodular goitre	3		3						1	2	
252	Thyrotoxicosis with or without goitre	16	6	10				1	2	7	6	
253	Myxedema and cretinism	8		8						5	3	
254	Other diseases of thyroid gland											
260	Diabetes mellitus	1351	514	837		1	3	11	63	335	938	
270	Disorders of pancreatic internal secretion other than diabetes mellitus											
271	Diseases of parathyroid gland	2		2					1	1		
272	Diseases of pituitary gland	6	1	5			1		3	1	1	
273	Diseases of thymus gland	7	3	4	6			1				
274	Diseases of adrenal glands	17	12	5	1				5	6	5	
275	Ovarian dysfunction											
276	Testicular dysfunction											
277	Polyglandular dysfunction and other diseases of endocrine glands	7	3	4	1				1	5		
280	Beriberi											
281	Pellagra											
282	Scurvy											
283	Active rickets											
284	Late effects of rickets											
285	Osteomalacia	2		2						1	1	
286	Other avitaminoses and nutritional deficiency states	50	18	32		1	1		3	13	32	
287	Obesity, not specified as of endocrine origin	24	14	10			1		3	12	8	
288	Gout	5	3	2					1	1	3	

TABLE 33

DEATHS BY CAUSE BY SEX AND AGE GROUPS, NEW JERSEY

1963 - CONTINUED

INTERNATIONAL LIST NO. (7th Revision)	CAUSE OF DEATH	TOTAL	MALE	FEMALE	AGE GROUP BY YEARS									
					-1	1-4	5-14	15-24	25-44	45-64	65+			
620	Chronic cystic disease of breast													
621	Other diseases of breast													
622	Acute salpingitis and oophoritis													
623	Chronic salpingitis and oophoritis													
624	Salpingitis and oophoritis, unqualified	4		4					1	1	1		1	
625	Other diseases of ovary and Fallopian tube	1		1										1
626	Disease of parametrium and pelvic peritoneum (female)	3		3						2				1
630	Infective disease of uterus, vagina, and vulva													
631	Uterovaginal prolapse	3		3										
632	Malposition of uterus									1				2
633	Other diseases of uterus	6		6								2	4	
634	Disorders of menstruation													
635	Menopausal symptoms													
636	Sterility, female													
637	Other diseases of female genital organs													
640	Pyelitis and pyelonephritis of pregnancy	1		1							1			
641	Other infections of genito-urinary tract during pregnancy													
642	Toxemias of pregnancy	7		7										
643	Placenta previa	1		1						1	6			
644	Other hemorrhage of pregnancy	1		1							1			
645	Ectopic pregnancy	3		3						1				
646	Anemia of pregnancy									1	2			
647	Pregnancy with malposition of fetus in uterus													
648	Other complications arising from pregnancy	2		2										
649	Pregnancy associated with other conditions											2		
650	Abortion without mention of sepsis or toxemia	2		2						1	1			
651	Abortion with sepsis	10		10						1	9			
652	Abortion with toxemia, without mention of sepsis													
660	Delivery without mention of complication	1		1						1				
670	Delivery complicated by placenta previa or ante-partum hemorrhage	2		2							1			
671	Delivery complicated by retained placenta	1		1								2		
672	Delivery complicated by other postpartum hemorrhage	3		3							1			
673	Delivery complicated by abnormality of bony pelvis												3	
674	Delivery complicated by disproportion or malposition of fetus	2		2										
675	Delivery complicated by prolonged labour of other origin	1		1						1	1			
676	Delivery with laceration of perineum, without mention of other laceration	1		1									1	
677	Delivery with other trauma	2		2										
678	Delivery with other complications of childbirth	2		2									2	
680	Puerperal urinary infection without other sepsis													
681	Sepsis of childbirth and the puerperium	2		2									2	
682	Puerperal phlebitis and thrombosis	1		1										
683	Pyrexia of unknown origin during the puerperium												1	
684	Puerperal pulmonary embolism	3		3						2	1			
685	Puerperal eclampsia													
686	Other forms of puerperal toxemia													
687	Cerebral hemorrhage in the puerperium	1		1									1	
688	Other and unspecified complications of the puerperium	1		1										
689	Mastitis and other disorders of lactation												1	
690	Boil and carbuncle	1		1										1
691	Cellulitis of finger and toe	1	1											
692	Other cellulitis and abscess without mention of lymphangitis	10	7	3						1				6
693	Other cellulitis and abscess with lymphangitis													
694	Acute lymphadenitis													
695	Impetigo													
696	Infectious warts													
697	Molluscum contagiosum													
698	Other local infections of skin and subcutaneous tissue	3		3						2				1
700	Seborrheic dermatitis													
701	Eczema													
702	Occupational dermatitis													
703	Other dermatitis	2		2										
704	Pemphigus	6	3	3									1	1
705	Erythematous conditions	14	4	10									2	4
706	Psoriasis and similar disorders	1		1					2	4	2	5		1
707	Lichen planus												1	
708	Pruritus and related conditions													
709	Corns and callosities													
710	Other hypertrophic and atrophic conditions of skin													
711	Other dermatoses	13	7	6						1	1	10		1
712	Diseases of nail													
713	Diseases of hair and hair follicles													
714	Diseases of sweat and sebaceous glands													
715	Chronic ulcer of skin	16	5	11						1	1	3		11
716	Other diseases of skin													
720	Acute arthritis due to pyogenic organisms	1		1										
721	Acute nonpyogenic arthritis													
722	Rheumatoid arthritis and allied conditions	42	16	26						1	1	18		22
723	Osteo-arthritis (arthrosis) and allied conditions	14	7	7									4	10

TABLE 33

DEATHS BY CAUSE BY SEX AND AGE GROUPS, NEW JERSEY

1963 - CONTINUED

INTERNATIONAL LIST NO. (7th Revision)	CAUSE OF DEATH	TOTAL	MALE	FEMALE	AGE GROUP BY YEARS							
					1	1-4	5-14	15-24	25-44	45-64	65 +	
382	Corneal opacity											
383	Pterygium											
384	Strabismus											
385	Cataract	1	1									1
386	Detachment of retina											
387	Glaucoma											
388	Other diseases of eye											
389	Blindness											
390	Otitis externa											
391	Otitis media without mention of mastoiditis	6	3	3		1			1		3	1
392	Otitis media with mastoiditis	2	1	1								1
393	Mastoiditis without mention of otitis media	2	1	1			1				1	
394	Other inflammatory diseases of ear											
395	Meniere's disease											
396	Other diseases of ear and mastoid process	1		1							1	
397	Deaf mutism											
398	Other deafness											
400	Rheumatic fever without mention of heart involvement	1		1					1			
401	Rheumatic fever with heart involvement	20	8	12		1	4	2	4	9		
402	Chorea											
410	Diseases of mitral valve	243	87	156				5	45	128	65	
411	Diseases of aortic valve specified as rheumatic	94	64	30			1	2	20	51	20	
412	Diseases of tricuspid valve											
413	Diseases of pulmonary valve specified as rheumatic											
414	Other endocarditis specified as rheumatic	31	12	19				2	5	14	10	
415	Other myocarditis specified as rheumatic	5	4	1						4	1	
416	Other heart disease specified as rheumatic	343	143	200			1	4	62	198	78	
420	Arteriosclerotic heart disease, including coronary disease	21911	12914	8997	1			3	617	5749	15541	
421	Chronic endocarditis not specified as rheumatic	103	74	29					7	32	64	
422	Other myocardial degeneration	2491	1214	1277				2	78	339	2072	
430	Acute and subacute endocarditis	16	11	5					3	8	5	
431	Acute myocarditis not specified as rheumatic	25	12	13	1	1		2	3	4	14	
432	Acute pericarditis specified as nonrheumatic	3	1	2					2		1	
433	Functional disease of heart	129	52	77	1		1	3	2	20	102	
434	Other and unspecified diseases of heart	495	272	223	2	2	5	2	21	124	339	
440	Essential benign hypertensive heart disease	1		1								1
441	Essential malignant hypertensive heart disease	10	8	2					3	4	3	
442	Hypertensive heart disease with arteriolar nephrosclerosis	366	175	191					8	59	299	
443	Other and unspecified hypertensive heart disease	1721	693	1028					48	395	1278	
444	Essential benign hypertension	78	31	47					3	13	62	
445	Essential malignant hypertension	52	36	16					18	26	8	
446	Hypertension with arteriolar nephrosclerosis	225	116	109			1	7	39	178		
447	Other hypertensive disease without mention of heart	12	4	8						1	11	
450	General arteriosclerosis	1054	458	596					1	55	998	
451	Aortic aneurysm, non-aphyllitic, and dissecting aneurysm	187	278	109					6	106	275	
452	Other aneurysm, except of heart and aorta	16	5	11		1			2	10	3	
453	Peripheral vascular disease	10	10								5	5
454	Arterial embolism and thrombosis	28	14	14							6	22
455	Gangrene of unspecified cause	4	1	3							1	3
456	Other diseases of arteries	40	19	21			2		14	16	8	
460	Varicose veins of lower extremities	8	4	4							3	5
461	Hemorrhoids	1	1									1
462	Varicose veins of other specified sites	5	3	2							1	4
463	Phlebitis and thrombophlebitis of lower extremities	41	20	21				1	2	17	21	
464	Phlebitis and thrombophlebitis of other sites	19	8	11					3	3	13	
465	Pulmonary embolism and infarction	178	93	85				1	11	61	105	
466	Other venous embolism and thrombosis	32	12	20					2	6	24	
467	Other diseases of circulatory system	12	5	7							4	8
468	Certain diseases of lymph nodes and lymph channels											
470	Acute nasopharyngitis (common cold)	2	2					1		1		
471	Acute sinusitis											
472	Acute pharyngitis	4	2	2	1	1						2
473	Acute tonsillitis	2	1	1		1					1	
474	Acute laryngitis and tracheitis	7	5	2	3	2	1				1	
475	Acute upper respiratory infection of multiple or unspecified sites	6	5	1	1	1			1	1	2	
480	Influenza with pneumonia	33	22	11	4				3	6	20	
481	Influenza with other respiratory manifestations, and influenza unqualified	36	15	21			2	1	2	10	21	
482	Influenza with digestive manifestations, but without respiratory symptoms											
483	Influenza with nervous manifestations, but without digestive or respiratory symptoms	3		3			1		2			
490	Lobar pneumonia	335	214	121	13	3	7	3	20	87	202	
491	Bronchopneumonia	1332	741	591	144	43	20	16	55	190	864	
492	Primary atypical pneumonia	197	109	88	57	11	8	5	6	29	81	
493	Pneumonia, other and unspecified	39	21	18	6	1		1	2	9	20	
500	Acute bronchitis	35	22	13	5	2	2		4	8	14	
501	Bronchitis unqualified	29	17	12	4	3	1		1	5	15	
502	Chronic bronchitis	118	99	19	1				2	33	82	
510	Hypertrophy of tonsils and adenoids	7	4	3		4	2		1			
511	Peritonsillar abscess (quincy)	4	2	2						1	3	

TABLE 33

DEATHS BY CAUSE BY SEX AND AGE GROUPS, NEW JERSEY

1963 - CONTINUED

INTERNATIONAL LIST NO. (7th Revision)	CAUSE OF DEATH	TOTAL	MALE	FEMALE	AGE GROUP BY YEARS							
					-1	1-4	5-14	15-24	25-44	45-64	65+	
512	Chronic pharyngitis and nasopharyngitis											
513	Chronic sinusitis	3	2	1						3		
514	Deflected nasal septum											
515	Nasal polyp											
516	Chronic laryngitis	1	1									1
517	Other diseases of upper respiratory tract	9	7	2	1	3	1			1	3	
518	Empyema	15	14	1	1	1				2	6	5
519	Pleurisy	15	11	4	1	1			1	3	3	6
520	Spontaneous pneumothorax	1		1							1	
521	Abscess of lung	28	15	13	1		1			9	3	14
522	Pulmonary congestion and hypostasis	23	9	14	2				1		4	16
523	Pneumoconiosis due to silica and silicates (occupational)	36	35	1							17	19
524	Other specified pneumoconiosis and pulmonary fibrosis of occupational origin	4	4								3	1
525	Other chronic interstitial pneumonia	111	89	22	3	2				6	37	63
526	Bronchiectasis	67	50	17			1	1		2	20	43
527	Other diseases of lung and pleural cavity	381	332	49	6	2	1	1	12	118	241	
530	Dental caries											
531	Abscesses of supporting structures of teeth											
532	Other inflammatory diseases of supporting structures of teeth											
533	Disorders of occlusion, eruption, and tooth development											
534	Toothache from unspecified cause											
535	Other diseases of teeth and supporting structures											
536	Stomatitis											
537	Diseases of salivary glands	2		2								2
538	Other diseases of buccal cavity	1		1								
539	Diseases of esophagus	18	9	9					1		4	13
540	Ulcer of stomach	234	168	66	2					15	93	124
541	Ulcer of duodenum	195	149	46	2	1				15	74	103
542	Gastrojejunal ulcer	14	12	2						2	10	2
543	Gastritis and duodenitis	14	9	5	1	1	1			1	5	5
544	Disorders of function of stomach	3	3								2	1
545	Other diseases of stomach and duodenum	13	8	5						1	3	9
550	Acute appendicitis	48	29	19		1	1	3		9	13	21
551	Appendicitis, unqualified	4	1	3						2	1	1
552	Other appendicitis	2	2									
553	Hernia of abdominal cavity without mention of obstruction	46	25	21	13				1	3	9	20
561	Hernia of abdominal cavity with obstruction	88	45	43	4					6	24	54
570	Intestinal obstruction without mention of hernia	197	86	111	6	4	2	5	14	42	124	
571	Gastro-enteritis and colitis, except ulcerative, age 4 weeks and over	96	49	47	39	9	1	1	4	14	28	
572	Chronic enteritis and ulcerative colitis	149	62	87	2			2	9	45	91	
573	Functional disorders of intestines											
574	Anal fissure and fistula											
575	Abscess of anal and rectal regions	1	1									1
576	Peritonitis	25	18	7	1	1	1	1	2	11	8	
577	Peritoneal adhesion	4	1	3						1	1	2
578	Other diseases of intestines and peritoneum	83	51	32	1			1	5	17	59	
580	Acute and subacute yellow atrophy of liver	16	7	9	1				3	7	5	
581	Cirrhosis of liver	1052	669	383	1		2	3	178	608	260	
582	Suppurative hepatitis and liver abscess	6	3	3	1						4	1
583	Other diseases of liver	30	13	17				1	6	13	10	
584	Cholelithiasis	116	38	78					6	27	83	
585	Cholecystitis and cholangitis, without mention of calculi	54	20	34	1				2	10	41	
586	Other diseases of gallbladder and biliary ducts	21	10	11					2	5	14	
587	Diseases of pancreas	86	52	34					19	33	34	
590	Acute nephritis	27	17	10				1	4	11	11	
591	Nephritis with edema, including nephrosis	20	10	10			1	1	2	4	12	
592	Chronic nephritis	289	143	146			2	3	13	36	107	128
593	Nephritis not specified as acute or chronic	77	40	37			1	1	2	14	22	37
594	Other renal sclerosis	3	1	2						1		2
600	Infections of kidney	286	141	145	1	1	2		26	70	186	
601	Hydronephrosis	12	8	4						5	7	
602	Calculi of kidney and ureter	52	22	30					4	15	33	
603	Other diseases of kidney and ureter	16	8	8	1				1	5	9	
604	Calculi of other parts of urinary system	3	2	1						2	1	
605	Cystitis	16	10	6						1	5	10
606	Other diseases of bladder	9	6	3					1	1	7	
607	Urethritis (nonvenereal)											
608	Stricture of urethra	5	5									
609	Other diseases of urethra	8	5	3							3	2
610	Hyperplasia of prostate	131	131								1	7
611	Prostatitis	2	2									2
612	Other diseases of prostate	3	3									3
613	Hydrocele	1	1									1
614	Orchitis and epididymitis											
615	Redundant prepuce and phimosis											
616	Sterility, male											
617	Other diseases of male genital organs	1	1									1

TABLE 33

DEATHS BY CAUSE BY SEX AND AGE GROUPS, NEW JERSEY

1963 - CONTINUED

INTERNATIONAL LIST NO. (7th Revision)	CAUSE OF DEATH	TOTAL	MALE	FEMALE	AGE GROUP BY YEARS						
					1-4	5-14	15-24	25-44	45-64	65+	
289	Other metabolic diseases	52	22	30	8	12	14	2	4	4	8
290	Pernicious and other hyperchromic anemias	8	4	4						1	7
291	Iron deficiency anemias (hypochromic anemias)	4	1	3			1				3
292	Other anemias of specified type	80	42	38	3	10	3	4	10	13	37
293	Anemia of unspecified type	29	14	15	1			2		3	23
294	Polycythemia	19	15	4		1			1	6	11
295	Hemophilia	4	4					1	3		
296	Purpura and other hemorrhagic conditions	10	6	4	1	1			2	3	3
297	Agranulocytosis	4		4						1	3
298	Diseases of spleen	6	3	5						4	4
299	Other diseases of blood and blood-forming organs	7	3	4			1		2		4
300	Schizophrenic disorders (dementia praecox)	2	2							1	1
301	Manic-depressive reaction	2		2						1	1
302	Involutional melancholia										
303	Paranoia and paranoid states										
304	Senile psychosis	2	1	1							2
305	Preaenile psychosis	3	1	2						2	1
306	Psychosis with cerebral arteriosclerosis										
307	Alcoholic psychosis	24	22	2					12	8	4
308	Psychosis of other demonstrable etiology										
309	Other and unspecified psychoses	3	1	2						2	1
310	Anxiety reaction without mention of somatic symptoms										
311	Hysterical reaction without mention of anxiety reaction	5	1	4				1	2		2
312	Phobic reaction										
313	Obsessive-compulsive reaction										
314	Neurotic-depressive reaction										
315	Psychoneurosis with somatic symptoms (somatization reaction) affecting circulatory system										
316	Psychoneurosis with somatic symptoms (somatization reaction) affecting digestive system										
317	Psychoneurosis with somatic symptoms (somatization reactions) affecting other systems										
318	Psychoneurotic disorders, other, mixed, and unspecified types	1		1							1
320	Pathological personality										
321	Immature personality										
322	Alcoholism	65	50	15	1			3	28	23	10
323	Other drug addiction	14	13	1				8	5	1	
324	Primary childhood behavior disorders										
325	Mental deficiency	13	9	4	4	6	1	1	1		
326	Other and unspecified character, behavior, and intelligence disorders										
330	Subarachnoid hemorrhage	233	104	129	1		5	7	65	103	52
331	Cerebral hemorrhage	2879	1312	1567	4	3	3	5	81	566	2217
332	Cerebral embolism and thrombosis	2143	962	1181				1	9	261	1872
333	Spasm of cerebral arteries										
334	Other and ill-defined vascular lesions affecting central nervous system	478	218	260		1	3	1	6	45	422
340	Meningitis, except meningococcal and tuberculous	68	45	23	19	16	2	1	7	11	12
341	Phlebitis and thrombophlebitis of intracranial venous sinuses	1		1					1		
342	Intracranial and intraspinal abscess	9	6	3				3	2	3	1
343	Encephalitis, myelitis, and encephalomyelitis (excluding acute infectious)	9	3	6	2	1	1	1	1	2	1
344	Late effects of intracranial abscess of pyogenic infection	22	12	10	7	6	3	2	2	2	
345	Multiple sclerosis	53	21	32				1	12	32	8
350	Paralysis agitans	106	52	54						11	95
351	Cerebral spastic infantile paralysis	15	9	6	2	6	4	2			
352	Other cerebral paralysis	2		2							2
353	Epilepsy	61	41	20		3	2	8	29	17	2
354	Migraine										
355	Other diseases of brain	25	15	10	1	2	3	1	3	7	8
356	Motor neurons disease and muscular atrophy	49	24	25	3				4	24	18
357	Other diseases of spinal cord	8	1	7					3	4	1
360	Facial paralysis										
361	Trigeminal neuralgia	1	1							1	
362	Brachial neuritis										
363	Sciatica										
364	Polyneuritis and polyradiculitis	6	2	4					2	3	1
365	Erythredema polyneuritica										
366	Other and unspecified forms of neuralgia and neuritis	1		1			1				
367	Other diseases of cranial nerves										
368	Other diseases of peripheral nerves except autonomic	2	2							2	
369	Diseases of peripheral autonomic nervous system										
370	Conjunctivitis and ophthalmia										
371	Blepharitis										
372	Hordeolum (stye)										
373	Iritis										
374	Keratitis										
375	Choroiditis										
376	Other inflammation of uveal tract										
377	Inflammation of optic nerve and retina										
378	Inflammation of lachrymal glands and ducts										
379	Other inflammatory diseases of eye										
380	Refractive errors										
381	Corneal ulcer										

TABLE 33

DEATHS BY CAUSE BY SEX AND AGE GROUPS, NEW JERSEY

1963 - CONTINUED

INTERNATIONAL LIST NO. (7th Revision)	CAUSE OF DEATH	TOTAL	MALE	FEMALE	AGE GROUP BY YEARS							
					1-4	5-14	15-24	25-44	45-64	65+		
724	Other specified forms of arthritis											
725	Arthritis, unspecified											
726	Muscular rheumatism	7	2	5						2	5	
727	Rheumatism, unspecified											
730	Osteomyelitis and periostitis											
731	Osteitis deformans	9	6	3				1		1	7	
732	Osteochondrosis	12	6	6						3	9	
733	Other diseases of bone											
734	Internal derangement of knee joint											
735	Displacement of intervertebral disc	2	2						2			
736	Affection of sacro-iliac joint											
737	Ankylosis of joint	1	1								1	
738	Other diseases of joint	3	1	2						1	1	1
740	Bunion									1	1	1
741	Synovitis, bursitis, and tenosynovitis without mention of occupational origin	1		1							1	
742	Synovitis, bursitis, and tenosynovitis of occupational origin											
743	Infective myositis and other inflammatory diseases of tendon and fascia											
744	Other diseases of muscle, tendon, and fascia	34	21	13	5		4	7	2	9	7	
745	Curvature of spine	4	2	2			1		1	1	1	
746	Flat foot											
747	Hallux valgus and varus											
748	Clubfoot											
749	Other deformities											
750	Monstrosity	36	11	25	36							
751	Spina bifida and meningocele	50	27	23	46	2	1	1				
752	Congenital hydrocephalus	31	18	13	21	10						
753	Other congenital malformations of nervous system and sense organs	24	16	8	15	3	3	1	1	1		
754	Congenital malformations of circulatory system	353	196	157	249	33	26	13	17	13	2	
755	Cleft palate and harelip	1		1	1							
756	Congenital malformations of digestive system	54	27	27	42	5	2			4	1	
757	Congenital malformations of genito-urinary system	61	38	23	18	1	1	5	11	13	12	
758	Congenital malformations of bone and joint	6	5	1	5		1					
759	Other and unspecified congenital malformations, not elsewhere classified	67	40	27	55	3	2	1	1	3	2	
760	Intracranial and spinal injury at birth	88	64	24	88							
761	Other birth injury	163	103	60	163							
762	Postnatal asphyxia and atelectasis	827	489	338	827							
763	Pneumonia of newborn	106	66	40	106							
764	Diarrhea of newborn	7	4	3	7							
765	Ophthalmia neonatorum											
766	Pemphigus neonatorum											
767	Umbilical sepsis	1	1		1							
768	Other sepsis of newborn	19	13	6	19							
769	Neonatal disorders arising from certain diseases of the mother during pregnancy	22	18	4	21	1						
770	Hemolytic disease of newborn (erythroblastosis)	71	39	32	71							
771	Hemorrhagic disease of newborn	24	15	9	24							
772	Nutritional maladjustment	5	4	1	5							
773	Ill-defined diseases peculiar to early infancy	270	170	100	270							
774	Immaturity with mention of any other subsidiary condition	23	14	9	23							
775	Immaturity subsidiary to some other cause											
776	Immaturity, unqualified	512	272	240	512							
780	Certain symptoms referable to nervous system and special senses	8	4	4		2			3	2	1	
781	Other symptoms referable to nervous system and special senses	1	1							1		
782	Symptoms referable to cardiovascular and lymphatic system	10	4	6						4	6	
783	Symptoms referable to respiratory system	4	2	2							3	
784	Symptoms referable to upper gastro-intestinal tract	14	12	2				1			7	
785	Symptoms referable to abdomen and lower gastro-intestinal tract	1		1							1	
786	Symptoms referable to genito-urinary system	1		1							1	
787	Symptoms referable to limbs and back											
788	Other general symptoms	5	1	4	1		1				3	
789	Abnormal urinary constituents of unspecified cause											
790	Nervousness and debility											
791	Headache											
792	Uremia											
793	Observation, without need for further medical care	8	5	3					2	1	5	
794	Senility without mention of psychosis	40	11	29								40
795	Ill-defined and unknown causes of morbidity and mortality	103	69	34	14		3	4	23	32	27	
E800	Railway accident involving railroad employee	3	3									
E801	Railway accident involving passenger	3	2	1					1	2		
E802	Railway accident involving other and unspecified person	23	19	4					1	1	1	
E810	Motor vehicle traffic accident involving collision with railway train	11	10	1				1	5	1	3	1
E811	Motor vehicle traffic accident involving collision with street car											
E812	Motor vehicle traffic accident to pedestrian	254	183	71		18	38	18	29	57	94	
E813	Motor vehicle traffic accident to pedal cyclist	9	8	1			7				2	
E814	Motor vehicle traffic accident to rider of motorcycle in collision with nonmotor vehicle or object											
E815	Motor vehicle traffic accident to rider or passenger of motorcycle in collision with other motor vehicle	1	1					1				
E816	Other motor vehicle traffic accident involving two or more motor vehicles	324	211	113	3	5	10	63	104	85	54	
E817	Motor vehicle traffic accident to occupant of motor vehicle in collision with pedestrian or pedal cycle											
E818	Motor vehicle traffic accident involving collision with animal or animal-drawn vehicle	1		1			1					

TABLE 33

DEATHS BY CAUSE BY SEX AND AGE GROUPS, NEW JERSEY

1963 - CONTINUED

INTERNATIONAL LIST NO. (7th Revision)	CAUSE OF DEATH	TOTAL	MALE	FEMALE	AGE GROUP BY YEARS								
					1-4	5-14	15-24	25-44	45-64	65+			
E819	Motor vehicle traffic accident involving collision with fixed or unspecified object	38	30	8			1	15	12	8	2		
E820	Motor vehicle traffic accident while boarding and alighting												
E821	Motor vehicle traffic accident to rider of motorcycle without antecedent collision	14	12	2				5	8				1
E822	Motor vehicle traffic accident involving overtaking in roadway	5	3	2				1	3				1
E823	Motor vehicle traffic accident involving running off roadway	261	199	62	2	1	8	101	83	47	19		
E824	Other noncollision motor vehicle traffic accident	7	5	2	1	1		4	1				
E825	Motor vehicle traffic accident of unspecified nature	23	14	9	1		2	7	5	4	4		
E830	Motor vehicle nontraffic accident to pedestrian	16	13	3		2		1	2	3	3		
E831	Motor vehicle nontraffic accident to pedal cyclist												
E832	Motor vehicle nontraffic accident to rider or passenger of motorcycle												
E833	Other motor vehicle nontraffic accident involving two or more motor vehicles												
E834	Motor vehicle nontraffic accident while boarding and alighting												
E835	Motor vehicle nontraffic accident of other and unspecified nature	6	5	1		2		1			3		
E840	Street car accident to pedestrian												
E841	Other street car accident, except collision with motor vehicle												
E842	Accident to pedestrian caused by pedal cycle	1		1			1						
E843	Accident to rider of pedal cycle not involving collision with motor vehicle	3	1	2				1		1	1		
E844	Accident to pedestrian caused by other nonmotor road vehicle												
E845	Other nonmotor road vehicle accidents	1		1				1					
E850	Submersion of occupant of small boat	21	18	3			7	2	6	5	1		
E851	Other water transport injury by submersion	4	3	1					1	2	1		
E852	Fall on stairs and ladders in water transport												
E853	Other falls from one level to another in water transport												
E854	Falls on same level in water transport												
E855	Unspecified falls in water transport	2	2					1	1				
E856	Machinery accident in water transport												
E857	Other specified accidents in water transport	5	4	1					2	1	2		
E858	Water transport accident of unspecified cause												
E860	Accident to personnel in military aircraft	5	5					1	4				
E861	Injury to occupant by accident to commercial "transport" aircraft	19	14	5				3	5	6	5		
E862	Other injury in commercial "transport" aircraft												
E863	Injury to occupant by accident to other specified aircraft	2	1	1					2				
E864	Aircraft accident at airfield to person not in aircraft												
E865	Aircraft accident elsewhere to person not in aircraft												
E866	Other and unspecified aircraft accidents	14	14					1	10	3			
E870	Accidental poisoning by morphine and other opium derivatives	2	2					1	1				
E871	Accidental poisoning by barbituric acid and derivatives	15	2	13				2	4	7	2		
E872	Accidental poisoning by aspirin and salicylates	4	2	2		2			1	1			
E873	Accidental poisoning by bromides												
E874	Accidental poisoning by other analgesic and soporific drugs	10	10					3	7				
E875	Accidental poisoning by sulphonamides												
E876	Accidental poisoning by strychnine												
E877	Accidental poisoning by belladonna, hyocine, and atropine												
E878	Accidental poisoning by other and unspecified drugs	2	2			1			1				
E879	Accidental poisoning by noxious foodstuffs												
E880	Accidental poisoning by alcohol	3		3				1		2			
E881	Accidental poisoning by petroleum products	1		1			1						
E882	Accidental poisoning by industrial solvents	3	3							2	1		
E883	Accidental poisoning by corrosive aromatics, acids, and caustic alkalis	1		1									1
E884	Accidental poisoning by mercury and its compounds												
E885	Accidental poisoning by lead and its compounds	14	3	11		13	1						
E886	Accidental poisoning by arsenic and antimony, and their compounds												
E887	Accidental poisoning by fluorides												
E888	Accidental poisoning by other and unspecified solid and liquid substances	8	7	1		1		2	2	2	1		
E890	Accidental poisoning by utility (illuminating) gas	15	9	6		2	3	1	2	4	3		
E891	Accidental poisoning by motor vehicle exhaust gas	26	18	8		1	2	6	9	7	1		
E892	Accidental poisoning by other carbon monoxide gas	9	6	3		1	2		3		3		
E893	Accidental poisoning by cyanide gas												
E894	Accidental poisoning by other specified gases and vapours	2	2					1		1			
E895	Accidental poisoning by unspecified gases and vapours	3	3						2	1			
E900	Fall on stairs	84	50	34		1		1	10	24	48		
E901	Fall from ladders	17	16	1					3	6	8		
E902	Other falls from one level to another	115	68	47	2	15	6	8	9	26	49		
E903	Fall on same level	118	60	58				1	9	18	90		
E904	Unspecified falls	310	127	183	1	6	2	3	13	42	243		
E910	Blow from falling or projected object or missile	27	25	2		1	2	5	9	8	2		
E911	Accident caused by vehicle												
E912	Accident caused by machinery	29	28	1			2	2	8	16	1		
E913	Accident caused by cutting and piercing instruments	1		1					1				
E914	Accident caused by electric current	12	12				1	5	4	2			
E915	Accident caused by explosion of pressure vessel	1	1						1				
E916	Accident caused by fire and explosion of combustible material	222	124	98	9	21	23	11	46	47	65		
E917	Accident caused by hot substance, corrosive liquid, and steam	17	11	6	1	3	1		4	3	5		
E918	Accident caused by radiation												
E919	Accident caused by firearm	29	27	2			6	9	8	4	2		
E920	Foreign body entering eye and adnexa												
E921	Inhalation and ingestion of food causing obstruction or suffocation	62	35	27	36	4	1	1	6	7	7		
E922	Inhalation and ingestion of other object causing obstruction or suffocation	8	4	4	2	4			1		1		

TABLE 33

DEATHS BY CAUSE BY SEX AND AGE GROUPS, NEW JERSEY

1963 - CONTINUED

INTERNATIONAL LIST NO. (7th Revision)	CAUSE OF DEATH	TOTAL	MALE	FEMALE	AGE GROUP BY YEARS						
					1-4	5-14	15-24	25-44	45-64	65+	
E923	Foreign body entering other orifice	11	8	3	2			1		3	5
E924	Accidental mechanical suffocation in bed and cradle	35	22	13	33	2					
E925	Accidental mechanical suffocation in other and unspecified circumstances	12	12		1	1	4	1	2	1	2
E926	Lack of care of infants under 1 year of age	1	1		1						
E927	Accidents caused by bites and stings of venomous animals and insects	1	1								
E928	Other accidents caused by animals										1
E929	Accidental drowning and submersion	121	98	23	1	13	33	26	13	21	14
E930	High and low air pressure										
E931	Excessive heat and insolation	9	7	2	1		1		1	4	2
E932	Excessive cold	2		2				1		1	
E933	Hunger, thirst, and exposure	3	2	1					1		
E934	Cataclysm	1	1				1				2
E935	Lightning	2	2				1		1		
E936	Other and unspecified accidents	43	33	10	4	1	2	7	10	14	5
E940	Generalized vaccinia following vaccination										
E941	Postvaccinal encephalitis										
E942	Other complications of smallpox vaccination										
E943	Post-immunization jaundice and hepatitis										
E944	Other complications of prophylactic inoculation	1	1			1					
E945	Complications of anesthesia for nontherapeutic purpose										
E946	Other complications due to nontherapeutic medical and surgical procedures	1		1							
E950	Therapeutic misadventure in surgical treatment	8	2	6				1		3	4
E951	Therapeutic misadventure in infusion or transfusion										
E952	Therapeutic misadventure in local applications										
E953	Therapeutic misadventure in administration of drugs or biologicals	1		1							
E954	Therapeutic misadventure in anesthesia										1
E955	Other and unspecified therapeutic misadventure	1	1						1		
E956	Late complication of surgical operation										
E957	Late complication of amputation stump										
E958	Late complication of irradiation										
E959	Late complications of other forms of treatment										
E960	Late effect of motor vehicle accident	3	3						2		
E961	Late effect of accidental poisoning	1	1							1	
E962	Late effect of other accidental injury	13	7	6			1	1		3	8
E963	Late effect of self-inflicted injury										
E964	Late effect of injury purposely inflicted by another person (not in war)										
E965	Late effects of injuries due to war operations										
E970	Suicide and self-inflicted poisoning by analgesic and soporific substances	65	28	37			2	23	34		6
E971	Suicide and self-inflicted poisoning by other solid and liquid substances	26	10	16			3	11	8		4
E972	Suicide and self-inflicted poisoning by gases in domestic use	10	8	2			1	2	4		3
E973	Suicide and self-inflicted poisoning by other gases	94	67	27			4	33	52		5
E974	Suicide and self-inflicted injury by hanging and strangulation	175	121	54			2	1	4		5
E975	Suicide and self-inflicted injury by submersion (drowning)	12	8	4							
E976	Suicide and self-inflicted injury by firearms and explosives	132	114	18			2	1	4		5
E977	Suicide and self-inflicted injury by cutting and piercing instruments	20	16	4			1	4	9		6
E978	Suicide and self-inflicted injury by jumping from high place	38	21	17			3	17	9		9
E979	Suicide and self-inflicted injury by other and unspecified means	26	8	18			3	6	11		6
E980	Nonaccidental poisoning by another person	1		1				1			
E981	Assault by firearm and explosive	71	52	19			4	14	34	15	4
E982	Assault by cutting and piercing instruments	62	49	13			1	14	30	15	2
E983	Assault by other means	46	20	26	3	2	3	5	14	15	4
E984	Injury by intervention of police	5	5								
E985	Execution	1	1					3	1	1	
E990	Injury due to war operations by gas and chemicals								1		
E991	Injury due to war operations by gunshot										
E992	Injury due to war operations by grenade and land mine										
E993	Injury due to war operations by bomb										
E994	Injury due to war operations by marine mine, depth charge, and torpedo										
E995	Injury due to war operations by explosion of artillery shell										
E996	Injury due to war operations by explosion of undetermined origin										
E997	Injury due to war operations by aircraft destruction										
E998	Injury due to war operations by other and unspecified means										
E999	Injury due to war operations but occurring after cessation of hostilities										

TABLE 34

DEATHS BY CAUSE GROUPS BY SEX AND AGE GROUPS

TOTAL NEW JERSEY: 1963

INTERNATIONAL LIST NO. (7th Revision)	CAUSE OF DEATH	TOTAL	MALE	FEMALE	AGE GROUP BY YEARS						
					1-4	5-14	15-24	25-44	45-64	65+	
001-E999	ALL CAUSES	6 379 7	3 522 7	2 857 0	3 177	4 48	4 70	7 24	3 676	1 673 6	3 856 6
001-138	Infective and parasitic diseases	590	406	184	17	22	13	21	97	213	207
001-008	Tuberculosis of respiratory system	333	254	81				6	57	135	137
010-019	Tuberculosis, other forms	29	14	15		4	1	2	5	11	6
020-029	Syphilis and its sequelae	49	38	11	1				2	18	28
040	Typhoid fever										
043	Cholera										
045-048	Dysentery, all forms	4	3	1	1				1	2	
050, 051	Scarlet fever and streptococcal sore throat	5	3	2			1				
055	Diphtheria	2	1	1			1	1			
056	Whooping cough	1	1		1						
057	Meningococcal infections	17	11	6	4	7	3		3		
058	Plague										
080	Acute poliomyelitis										
084	Smallpox										
085	Measles	6	2	4	1	2	2		1		
100-108	Typhus and other rickettsial diseases										
110-117	Malaria										
	Residual (030-039, 041, 042, 044, 049, 052-054, 059-074, 081-083, 086-096, 120-138)	1 42	79	63	9	8	6	12	28	44	35
140-239	Neoplasms	117 83	6 288	5 495	10	55	96	66	794	4 477	6 285
140-205	Malignant neoplasms	116 24	6 217	5 407	4	55	93	57	768	4 416	6 231
210-239	Benign and unspecified neoplasms	1 59	71	88	6		3	9	26	61	54
240-289	Allergic, endocrine system, metabolic and nutritional diseases	1 682	680	1 002	15	17	21	18	101	447	1 063
260	Diabetes mellitus	1 351	514	837		1	3	11	63	335	938
	Residual (240-245, 250-254, 270-277, 280-289)	331	166	165	15	16	18	7	38	112	125
290-299	Diseases of the blood and blood-forming organs	173	92	81	5	12	5	7	18	31	95
290-293	Anemias	121	61	60	4	10	4	6	10	17	70
	Residual (294-299)	52	31	21	1	2	1	1	8	14	25
300-326	Mental, psychoneurotic and personality disorders	134	100	34	5	6	1	13	49	38	22
330-398	Diseases of the nervous system and sense organs	6 183	2 836	3 347	39	39	28	34	228	1 100	4 715
330-334	Vascular lesions affecting central nervous system	57 33	2 596	3 137	5	4	11	14	161	975	4 563
340	Nonmeningococcal meningitis	68	45	23	19	16	2	1	7	11	12
	Residual (341-345, 350-357, 360-369, 370-389, 390-398)	382	195	187	15	19	15	19	60	114	140
400-468	Diseases of the circulatory system	30 210	16 862	13 348	5	5	14	30	998	7 511	21 647
400-402	Rheumatic fever	21	8	13		1	4	2	5	9	
410-416	Chronic rheumatic heart disease	716	310	406			2	13	132	395	174
420-422	Arteriosclerotic and degenerative heart disease	2 450	1 420	1 030	1			5	702	6 120	17 677
430-434	Other diseases of heart	668	348	320	4	3	6	7	31	156	461
440-443	Hypertension with heart disease	2 098	876	1 222					59	458	1 581
444-447	Hypertension without mention of heart	367	187	180				1	28	79	259
	Residual (450-456, 460-468)	1 835	931	904		1	2	2	41	294	1 495
470-527	Diseases of the respiratory system	2 883	1 850	1 033	254	81	48	31	137	597	1 738
480-483	Influenza	72	37	35	4		3	1	7	16	41
490-493	Pneumonia	1 903	1 085	818	220	58	35	25	83	315	1 167
500-502	Bronchitis	182	138	44	10	5	3		7	46	111
	Residual (470-475, 510-527)	726	590	136	20	18	7	5	40	220	416
530-587	Diseases of the digestive system	2 618	1 540	1 078	75	17	8	18	307	1 076	1 117
540, 541	Ulcer of stomach and duodenum	429	317	112	4	1			30	167	227
550-553	Appendicitis	62	37	25	1	2	1	3	12	17	26
560, 561, 570	Intestinal obstruction and hernia	331	156	175	23	4	2	6	23	75	198
543, 571, 572	Gastritis, duodenitis, enteritis and colitis, except diarrhea of newborn	256	119	137	41	9	2	3	14	64	123
581	Cirrhosis of liver	1 052	669	383			2	3	178	608	260
	Residual (530-539, 542, 544, 545, 573-578, 580, 582-587)	488	242	246	5	1	1	3	50	145	283
590-637	Diseases of the genito-urinary system	978	556	422	2	5	8	16	96	269	582
590-594	Nephritis and nephrosis	416	211	205	4	6	15	57	144	190	
610	Hyperplasia of prostate	131	131							13	118
	Residual (600-609, 611-617, 620-626, 630-637)	431	214	217	2	1	2	1	39	112	274
640-689	Pregnancy, childbirth and the puerperium	50		50				10	40		
690-716	Diseases of the skin and cellular tissue	67	27	40	1	3	2	6	5	24	26
720-749	Diseases of the bones and organs of movement	130	64	66	5		5	9	8	41	62
750-759	Congenital malformations	683	378	305	488	57	36	21	30	34	17
760-776	Certain diseases of early infancy	2 138	1 272	866	2 137	1					
760-762	Birth injuries, postnatal asphyxia and atelectasis	1 078	656	422	1 078						
763-768	Infectious of the newborn	133	84	49	133						
769-776	Other diseases peculiar to early infancy and immaturity unqualified	927	532	395	926	1					
780-795	Symptoms, senility and ill-defined conditions	195	109	86	15	2	4	5	31	45	93
E800-E999	Accidents, poisonings and violence	3 300	2 167	1 133	104	126	181	419	737	833	900
E810-E835	Motor vehicle accidents	970	694	276	7	29	68	222	248	217	179
	All other accidents except falls (E800-E802, E840-E895, E910-E962)	902	624	278	91	73	97	102	190	194	155
E900-E904	Falls	644	321	323	3	22	8	13	44	116	438
E963, E970-E979	Suicide	598	401	197				45	175	260	118
E964, E980-E983	Homicide	180	121	59	3	2	8	34	78	45	10
E965, E984-E999	Police intervention, execution and operations of war	6	6					3	2	1	

TABLE 35

MALE DEATHS BY CAUSE GROUPS AND AGE GROUPS

NEW JERSEY: 1963

INTERNATIONAL LIST NO. (7th Revision)	CAUSE OF DEATH	TOTAL	AGE GROUP BY YEARS						
			-1	1-4	5-14	15-24	25-44	45-64	65+
001-E999	ALL CAUSES	35227	1881	242	275	493	2213	10568	19555
001-138	Infective and parasitic diseases	406	13	15	6	9	60	153	150
001-008	Tuberculosis of respiratory system	254				4	35	104	111
010-019	Tuberculosis, other forms	14		4	1			6	3
020-029	Syphilis and its sequelae	38					2	15	21
040	Typhoid fever								
043	Cholera								
045-048	Dysentery, all forms	3	1						
050, 051	Scarlet fever and streptococcal sore throat	3		1			1		1
055	Diphtheria	1						1	1
056	Whooping cough	1	1						
057	Meningococcal infections	11	3	6			2		
058	Plague								
080	Acute poliomyelitis								
084	Smallpox								
085	Measles	2	1		1				
100-108	Typhus and other rickettsial diseases								
110-117	Malaria								
	Residual (030-039, 041, 042, 044, 049, 052-054, 059-074, 081-083, 086-096, 120-138)	79	7	4	3	5	20	26	14
140-239	Neoplasms	6288	6	30	54	41	314	2358	3485
140-205	Malignant neoplasms	6217	3	30	52	35	306	2328	3463
210-239	Benign and unspecified neoplasms	71	3		2	6	8	30	22
240-289	Allergic, endocrine system, metabolic and nutritional diseases	680	8	7	8	7	50	209	391
260	Diabetes mellitus	514					5	34	146
	Residual (240-245, 250-254, 270-277, 280-289)	166	8	7	8	2	16	63	62
290-299	Diseases of the blood and blood-forming organs	92	3	5	2	6	7	20	49
290-293	Anemias	61	2	4	1	5	2	9	38
	Residual (294-299)	31	1	1	1	1	5	11	11
300-326	Mental, psychoneurotic and personality disorders	100	4	3	1	11	37	31	13
330-398	Diseases of the nervous system and sense organs	2836	20	27	17	23	118	591	2040
330-334	Vascular lesions affecting central nervous system	2596	3	1	8	8	76	530	1970
340	Nonmeningococcal meningitis	45	10	14		1	7		6
	Residual (341-345, 350-357, 360-369, 370-389, 390-398)	195	7	12	9	14	35	54	64
400-468	Diseases of the circulatory system	16862	3	10	15	717	5307	10807	
400-402	Rheumatic fever	8			3	1	2		
410-416	Chronic rheumatic heart disease	310			2	8	55	175	70
420-422	Arteriosclerotic and degenerative heart disease	14202	1			2	576	4542	9081
430-434	Other diseases of heart	348	2	3	4	2	18	93	226
440-443	Hypertension with mention of disease	876					32	244	600
444-447	Hypertension without mention of disease	187				1	19	53	114
	Residual (450-456, 460-468)	931			1	1	15	198	716
470-527	Diseases of the respiratory system	1850	158	46	23	18	84	434	1087
480-483	Influenza	37	3			1	2	8	23
490-493	Pneumonia	1085	136	36	17	13	50	203	630
500-502	Bronchitis	138	5	2	1		4	39	87
	Residual (470-475, 510-527)	590	14	8	5	4	28	184	347
530-587	Diseases of the digestive system	1540	45	10	4	6	179	675	621
540, 541	Ulcer of stomach and duodenum	317	4				21	132	160
550-553	Appendicitis	37			1	2	7	9	18
560, 561, 570	Intestinal obstruction and hernia	156	16	4	1	2	9	37	87
543, 571, 572	Gastritis, duodenitis, enteritis and colitis, except diarrhea of newborn	119	23	5	1	1	4	33	52
581	Cirrhosis of liver	669	1				110	384	174
	Residual (530-539, 542, 544, 545, 573-578, 580, 582-587)	242	1	1	1	1	28	80	130
590-637	Diseases of the genito-urinary system	556	1	4	2	5	48	144	352
590-594	Nephritis and nephrosis	211		3	2	5	32	80	89
610	Hyperplasia of prostate	131						13	118
	Residual (600-609, 611-617, 620-626, 630-637)	214	1	1			16	51	145
640-689	Pregnancy, childbirth and the puerperium								
690-716	Diseases of the skin and cellular tissue	27	1	1	2	2	3	12	6
720-749	Diseases of the bones and organs of movement	64	3		4	7	5	16	29
750-759	Congenital malformations	378	279	18	19	17	15	22	8
760-776	Certain diseases of early infancy	1272	271	1					
760-762	Birth injuries, postnatal asphyxia and atelectasis	656	656						
763-768	Infections of the newborn	84	84						
769-776	Other diseases peculiar to early infancy and immaturity unclassified	532	531	1					
780-795	Symptoms, senility and ill-defined conditions	109	7	1	1	5	19	33	43
E800-E999	Accidents, poisonings and violence	2167	59	71	122	321	557	563	474
E810-E835	Motor vehicle accidents	694	2	20	48	168	201	140	115
	All other accidents except falls (E800-E802, E840-E895, E910-E962)	624	54	37	66	84	150	140	93
E900-E904	Falls	321	2	13	5	11	33	85	172
E963, E970-E979	Suicide	401				32	113	168	88
E964, E980-E983	Homicide	121	1	1	3	23	58	29	6
E965, E984-E999	Police intervention, execution and operations of war	6				3	2	1	

TABLE 36

FEMALE DEATHS BY CAUSE GROUPS AND AGE GROUPS

NEW JERSEY: 1963

INTERNATIONAL LIST NO. (7th Revision)	CAUSE OF DEATH	TOTAL	AGE GROUP BY YEARS							
			-1	1-4	5-14	15-24	25-44	45-64	65+	
001-E999	ALL CAUSES	28570	1296	206	195	231	1463	6168	19011	
001-138	Infective and parasitic diseases	184	4	7	7	12	37	60	57	
001-008	Tuberculosis of respiratory system	81				2	22	31	26	
010-019	Tuberculosis, other forms	15				2	5	5	3	
020-029	Syphilis and its sequelae	11	1					3	7	
040	Typhoid fever									
043	Cholera									
045-048	Dysentery, all forms	1						1		
050, 051	Scarlet fever and streptococcal sore throat	2						2		
055	Diphtheria	1				1				
056	Whooping cough									
057	Meningococcal infections	6	1	1	3		1			
058	Plague									
080	Acute poliomyelitis									
084	Smallpox									
085	Measles	4		2	1		1			
100-108	Typhus and other rickettsial diseases									
110-117	Malaria									
	Residual (030-039, 041, 042, 044, 049, 052-054, 058-074, 081-083, 086-088, 120-138)	63	2	4	3	7	8	18	21	
140-239	Neoplasms	5495	4	25	42	25	480	2119	2800	
140-205	Malignant neoplasms	5407	1	25	41	22	462	2088	2768	
210-239	Benign and unspecified neoplasms	88	3		1	3	18	31	32	
240-289	Allergic, endocrine system, metabolic and nutritional diseases	1002	7	10	13	11	51	238	672	
260	Diabetes mellitus	837		1	3	6	29	189	609	
	Residual (240-245, 250-254, 270-277, 280-289)	165	7	9	10	5	22	49	63	
290-299	Diseases of the blood and blood-forming organs	81	2	7	3	1	11	11	46	
290-293	Anemias	60	2	6	3	1	8	8	32	
	Residual (294-299)	21		1			3	3	14	
300-326	Mental, psychoneurotic and personality disorders	34	1	3		2	12	7	9	
330-398	Diseases of the nervous system and sense organs	3347	19	12	11	11	110	509	2675	
330-334	Vascular lesions affecting central nervous system	3137	2	3	3	6	85	445	2593	
340	Nonmeningococcal meningitis	23	9	2	2			4	6	
	Residual (341-345, 350-357, 360-369, 370-389, 390-398)	187	8	7	6	5	25	60	76	
400-468	Diseases of the circulatory system	13348	2	2	4	15	281	2204	10840	
400-402	Rheumatic fever	13		1	1	1	3	7		
410-416	Chronic rheumatic heart disease	406				5	77	220	104	
420-422	Arteriosclerotic and degenerative heart disease	10303				3	126	1578	8596	
430-434	Other diseases of heart	320	2		2	5	13	63	235	
440-443	Hypertension with heart disease	1222					27	214	981	
444-447	Hypertension without mention of heart	180					9	26	145	
	Residual (450-456, 460-468)	904		1	1	1	26	96	779	
470-527	Diseases of the respiratory system	1033	96	35	25	13	53	163	648	
480-483	Influenza	35	1		3		5	8	18	
490-493	Pneumonia	818	84	22	18	12	33	112	537	
500-502	Bronchitis	44	5	3	2		3	7	24	
	Residual (470-475, 510-527)	136	6	10	2	1	12	36	69	
530-587	Diseases of the digestive system	1078	30	7	4	12	128	401	496	
540, 541	Ulcer of stomach and duodenum	112		1			9	35	67	
550-553	Appendicitis	25	1	2		1	5	8	8	
560, 561, 570	Intestinal obstruction and hernia	175	7		1	4	14	38	111	
543, 571, 572	Gastritis, duodenitis, enteritis and colitis, except diarrhea of newborn	137	18	4	1	2	10	31	71	
581	Cirrhosis of liver	383			2	3	68	224	86	
	Residual (530-539, 542, 544, 545, 573-578, 580, 582-587)	246	4			2	22	65	153	
590-637	Diseases of the genito-urinary system	422	1	1	6	11	48	125	230	
590-594	Nephritis and nephrosis	205		1	4	10	25	64	101	
610	Hyperplasia of prostate									
	Residual (600-609, 611-617, 620-626, 630-637)	217	1		2	1	23	61	129	
640-689	Pregnancy, childbirth and the puerperium	50				10	40			
690-716	Diseases of the skin and cellular tissue	40		2		4	2	12	20	
720-749	Diseases of the bones and organs of movement	66	2		1	2	3	25	33	
750-759	Congenital malformations	305	209	39	17	4	15	12	9	
760-776	Certain diseases of early infancy	866	866							
760-762	Birth injuries, postnatal asphyxia and atelectasis	422	422							
763-768	Infections of the newborn	49	49							
769-776	Other diseases peculiar to early infancy and immaturity unqualified	395	395							
780-795	Symptoms, senility and ill-defined conditions	86	8	1	3		12	12	50	
E800-E999	Accidents, poisonings and violence	1133	45	55	59	98	180	270	426	
E810-E835	Motor vehicle accidents	276	5	9	20	54	47	77	64	
	All other accidents except falls (E800-E802, E840-E895, E910-E962)	278	37	36	31	18	40	54	62	
E900-E904	Falls	323	1	9	3	2	11	31	266	
E963, E970-E979	Suicide	197				13	62	92	30	
E964, E980-E983	Homicide	59	2	1	5	11	20	16	4	
E965, E984-E999	Police intervention, execution and operations of war									

TABLE 37

DEATHS BY CAUSE GROUPS BY SEX AND AGE GROUPS

ATLANTIC COUNTY: 1963

INTERNATIONAL LIST NO. (7th Revision)	CAUSE OF DEATH	TOTAL	MALE	FEMALE	AGE GROUP BY YEARS						
					-1	1-4	5-14	15-24	25-44	45-64	65+
001-E999	ALL CAUSES	2 387	1 245	1 142	121	19	11	16	105	561	1 554
001-138	Infective and parasitic diseases	19	11	8					2	5	12
001-008	Tuberculosis of respiratory system	13	8	5					1	4	8
010-019	Tuberculosis, other forms										
020-029	Syphilis and its sequelae	2	2					1			1
040	Typhoid fever										
043	Cholera										
045-048	Dysentery, all forms										
050, 051	Scarlet fever and streptococcal sore throat	1	1								1
055	Diphtheria										
056	Whooping cough										
057	Meningococcal infections										
058	Plague										
080	Acute poliomyelitis										
084	Smallpox										
085	Measles										
100-108	Typhus and other rickettsial diseases										
110-117	Malaria										
	Residual (030-039, 041, 042, 044, 049, 052-054, 059-074, 081-083, 086-096, 120-138)	3		3						1	2
140-239	Neoplasms	4 11	198	213	1		1	1	21	144	243
140-205	Malignant neoplasms	403	196	207			1	1	19	142	240
210-239	Benign and unspecified neoplasms	8	2	6	1						3
240-289	Allergic, endocrine system, metabolic and nutritional diseases	60	23	37		1	1		2	2	3
260	Diabetes mellitus	54	18	36					3	11	40
	Residual (240-245, 250-254, 270-277, 280-289)	6	5	1		1	1		1		3
290-299	Diseases of the blood and blood-forming organs	7	3	4		1				1	5
290-293	Anemias	4	1	3		1					3
	Residual (294-299)	3	2	1						1	2
300-326	Mental, psychoneurotic and personality disorders	1		1	1						
330-398	Diseases of the nervous system and sense organs	243	107	136	1	2	1	1	10	43	185
330-334	Vascular lesions affecting central nervous system	225	101	124					6	40	179
340	Nonmeningococcal meningitis	2	1	1		2					
	Residual (341-345, 350-357, 360-369, 370-389, 390-398)	16	5	11	1		1	1	4	3	6
400-468	Diseases of the circulatory system	1 166	626	540				2	22	239	903
400-402	Rheumatic fever										
410-416	Chronic rheumatic heart disease	19	9	10				1	4	7	7
420-422	Arteriosclerotic and degenerative heart disease	969	533	436					15	196	758
430-434	Other diseases of heart	24	14	10						3	21
440-443	Hypertension with heart disease	79	33	46					1	12	66
444-447	Hypertension without mention of heart	10	4	6					1	4	5
	Residual (450-456, 460-468)	65	33	32				1	1	17	46
470-527	Diseases of the respiratory system	91	56	35	7	2		1	3	19	59
480-483	Influenza	6	3	3							5
490-493	Pneumonia	56	30	26	4	1		1	2	11	37
500-502	Bronchitis	7	5	2	2	1					2
	Residual (470-475, 510-527)	22	18	4	1				1	5	15
530-587	Diseases of the digestive system	91	43	48	5	2		1	9	34	40
540, 541	Ulcer of stomach and duodenum	12	10	2							
550-553	Appendicitis	3	2	1					1	3	8
560, 561, 570	Intestinal obstruction and hernia	17	6	11	4	1			1	3	8
543, 571, 572	Gastritis, duodenitis, enteritis and colitis, except diarrhea of newborn	6	3	3		1					3
581	Cirrhosis of liver	35	17	18				1	6	19	9
	Residual (530-539, 542, 544, 545, 573-578, 580, 582-587)	18	5	13	1				1	7	9
590-637	Diseases of the genito-urinary system	37	20	17	1	1		1	2	10	22
590-594	Nephritis and nephrosis	10	4	6		1		1	1	5	2
610	Hyperplasia of prostate	7	7								7
	Residual (600-609, 611-617, 620-626, 630-637)	20	9	11	1				1	5	13
640-689	Pregnancy, childbirth and the puerperium	1		1					1		
690-716	Diseases of the skin and cellular tissue	2		2					1		1
720-749	Diseases of the bones and organs of movement	8	1	7						4	4
750-759	Congenital malformations	20	12	8	15	3			1		
760-776	Certain diseases of early infancy	83	42	41	83						
760-762	Birth injuries, postnatal asphyxia and atelectasis	42	22	20	42						
763-768	Infections of the newborn	5	4	1	5						
769-776	Other diseases peculiar to early infancy and immaturity unqualified	36	16	20	36						
780-795	Symptoms, senility and ill-defined conditions	10	8	2	1				2	2	5
E800-E999	Accidents, poisonings and violence	137	95	42	6	7	8	9	27	48	32
E810-E835	Motor vehicle accidents	42	30	12	1			8	15	11	7
	All other accidents except falls (E800-E802, E840-E895, E910-E962)	47	36	11	5	6	8	1	8	15	4
E900-E904	Falls	21	11	10		1			1	4	15
E963, E970-E979	Suicide	24	16	8					1	17	6
E964, E980-E983	Homicide	2	1	1					1	1	
E965, E984-E999	Police intervention, execution and operations of war	1	1						1		

TABLE 38

DEATHS BY CAUSE GROUPS BY SEX AND AGE GROUPS

ATLANTIC CITY: 1963

INTERNATIONAL LIST NO. (7th Revision)	CAUSE OF DEATH	TOTAL	MALE	FEMALE	AGE GROUP BY YEARS						
					-1	1-4	5-14	15-24	25-44	45-64	65+
001-E999	ALL CAUSES	1103	572	531	55	7	2	6	46	272	715
001-138	Infective and parasitic diseases	9	6	3					1	2	6
001-008	Tuberculosis of respiratory system	8	5	3						2	6
010-019	Tuberculosis, other forms									2	6
020-029	Syphilis and its sequelae	1	1								
040	Typhoid fever								1		
043	Cholera										
045-048	Dysentery, all forms										
050, 051	Scarlet fever and streptococcal sore throat										
055	Diphtheria										
056	Whooping cough										
057	Meningococcal infections										
058	Plague										
080	Acute poliomyelitis										
084	Smallpox										
085	Measles										
100-106	Typhus and other rickettsial diseases										
110-117	Malaria										
	Residual (030-039, 041, 042, 044, 049, 052-054, 059-074, 081-083, 086-096, 120-138)										
140-239	Neoplasms	203	103	100	1				9	73	120
140-205	Malignant neoplasms	199	101	98					8	73	118
210-239	Benign and unspecified neoplasms	4	2	2	1				1		2
240-289	Allergic, endocrine system, metabolic and nutritional diseases	27	10	17					2	6	19
260	Diabetes mellitus	23	6	17					1	6	16
	Residual (240-245, 250-254, 270-277, 280-289)	4	4						1		3
290-299	Diseases of the blood and blood-forming organs	4	2	2			1			1	2
290-293	Anemias	2	2				1				1
	Residual (294-299)	2	2								1
300-326	Mental, psychoneurotic and personality disorders	1		1	1						1
330-398	Diseases of the nervous system and sense organs	109	48	61			1		7	26	75
330-334	Vascular lesions affecting central nervous system	102	44	58					4	25	73
340	Nonmeningococcal meningitis	1	1				1				
	Residual (341-345, 350-357, 360-369, 370-389, 390-398)	6	3	3					3	1	2
400-468	Diseases of the circulatory system	542	277	265				1	10	106	425
400-402	Rheumatic fever										
410-416	Chronic rheumatic heart disease	2		2							
420-422	Arteriosclerotic and degenerative heart disease	454	236	218					8	92	354
430-434	Other diseases of heart	11	6	5						2	9
440-443	Hypertension with heart disease	44	16	28					1	6	37
444-447	Hypertension without mention of heart	5	3	2						2	3
	Residual (450-456, 460-468)	26	16	10						4	20
470-527	Diseases of the respiratory system	40	26	14	3	1		1	1	12	22
480-483	Influenza	1	1								
490-493	Pneumonia	22	14	8				1			1
500-502	Bronchitis	3	1	2	2	1				7	14
	Residual (470-475, 510-527)	14	10	4	1				1	4	8
530-587	Diseases of the digestive system	42	18	24	4			1	4	18	15
540, 541	Ulcer of stomach and duodenum	8	7	1						2	6
550-553	Appendicitis	1	1								1
560, 561, 570	Intestinal obstruction and hernia	8	3	5	3					2	3
543, 571, 572	Gastritis, duodenitis, enteritis and colitis, except diarrhea of newborn	2	1	1						1	1
581	Cirrhosis of liver	18	6	12				1	4	10	3
	Residual (530-539, 542, 544, 545, 573-578, 580, 582-587)	5		5	1					3	1
590-637	Diseases of the genito-urinary system	15	9	6				1	1	5	8
590-594	Nephritis and nephrosis	4	2	2				1	1	2	
610	Hyperplasia of prostate	4	4								4
	Residual (600-609, 611-617, 620-626, 630-637)	7	3	4						3	4
640-689	Pregnancy, childbirth and the puerperium										
690-716	Diseases of the skin and cellular tissue	1		1							
720-749	Diseases of the bones and organs of movement	4		4							
750-759	Congenital malformations	8	5	3	6	1			1		2
760-776	Certain diseases of early infancy	36	19	17	36						
760-762	Birth injuries, postnatal asphyxia and atelectasis	14	8	6	14						
763-768	Infections of the newborn	2	2		2						
769-776	Other diseases peculiar to early infancy and immaturity unqualified	20	9	11	20						
780-795	Symptoms, senility and ill-defined conditions	7	5	2	1						
E800-E999	Accidents, poisonings and violence	55	44	11	3	3	2	2	8	19	18
E810-E835	Motor vehicle accidents	7	6	1							
	All other accidents except falls (E800-E802, E840-E895, E910-E962)	19	18	1	3	2	2	2	3	1	1
E900-E904	Falls	17	9	8		1			1	3	12
E963, E970-E979	Suicide	9	9								
E964, E980-E983	Homicide	2	1	1						6	3
E965, E984-E999	Police intervention, execution and operations of war	1	1						1	1	

TABLE 39

DEATHS BY CAUSE GROUPS BY SEX AND AGE GROUPS

BERGEN COUNTY: 1963

INTERNATIONAL LIST NO. (7th Revision)	CAUSE OF DEATH	TOTAL	MALE	FEMALE	AGE GROUP BY YEARS							
					-1	1-4	5-14	15-24	25-44	45-64	65+	
001-E999	ALL CAUSES	6747	3673	3074	256	35	64	69	349	1835	4139	
001-138	Infective and parasitic diseases	35	22	13	1		1		1	12	19	
001-008	Tuberculosis of respiratory system	14	11	3					1	4	9	
010-019	Tuberculosis, other forms	1		1							1	
020-029	Syphilis and its sequelae	6	3	3							1	
040	Typhoid fever									1	5	
043	Cholera											
045-048	Dysentery, all forms											
050, 051	Scarlet fever and streptococcal sore throat	1		1								
055	Diphtheria									1		
056	Whooping cough											
057	Meningococcal infections											
058	Plague											
080	Acute poliomyelitis											
084	Smallpox											
085	Measles											
100-108	Typhus and other rickettsial diseases											
110-117	Malaria											
	Residual (030-039, 041, 042, 044, 049, 052-054, 059-074, 081-083, 086-096, 120-138)	13	8	5	1		1	1		5	5	
140-239	Neoplasms	1458	795	663	1	8	18	11	87	569	764	
140-205	Malignant neoplasms	1439	786	653		8	17	10	81	566	757	
210-239	Benign and unspecified neoplasms	19	9	10	1		1	1	6	3	7	
240-289	Allergic, endocrine system, metabolic and nutritional diseases	149	61	88	1	1	5	3	7	38	94	
260	Diabetes mellitus	120	44	76		1		1	5	29	84	
	Residual (240-245, 250-254, 270-277, 280-289)	29	17	12	1		5	2	2	9	10	
290-299	Diseases of the blood and blood-forming organs	12	2	10				1	3	2	6	
290-293	Anemias	9	2	7				1	2	1	5	
	Residual (294-299)	3		3					1	1	1	
300-326	Mental, psychoneurotic and personality disorders	14	11	3	2	1		2	2	3	4	
330-398	Diseases of the nervous system and sense organs	681	287	394	5	3	4	5	18	102	544	
330-334	Vascular lesions affecting central nervous system	634	257	377	1		4	2	14	86	527	
340	Nonmeningococcal meningitis	9	8	1	3	1			1	2	2	
	Residual (341-345, 350-357, 360-369, 370-389, 390-398)	38	22	16	2	2		3	3	14	15	
400-468	Diseases of the circulatory system	3184	1785	1399		1	1		120	808	2254	
400-402	Rheumatic fever	2	2									
410-416	Chronic rheumatic heart disease	86	37	49					1	1		
420-422	Arteriosclerotic and degenerative heart disease	2552	1505	1047					86	654	1812	
430-434	Other diseases of heart	47	23	24		1			4	11	31	
440-443	Hypertension with heart disease	213	91	122					5	54	154	
444-447	Hypertension without mention of heart	32	13	19					2	4	26	
	Residual (450-456, 460-468)	252	114	138			1		6	35	210	
470-527	Diseases of the respiratory system	270	169	101	11	7	7	5	7	57	176	
480-483	Influenza	4	2	2						2	2	
490-493	Pneumonia	172	92	80	10	4	4	4	7	31	112	
500-502	Bronchitis	25	16	9		1	1			3	20	
	Residual (470-475, 510-527)	69	59	10	1	2	2	1		21	42	
530-587	Diseases of the digestive system	294	171	123	4	1	2	2	25	127	133	
540, 541	Ulcer of stomach and duodenum	48	32	16	1				4	14	29	
550-553	Appendicitis	8	5	3			1		1	2	4	
560, 561, 570	Intestinal obstruction and hernia	37	18	19	2	1		1	1	5	27	
543, 571, 572	Gastritis, duodenitis, enteritis and colitis, except diarrhea of newborn	20	8	12	1			1		8	10	
581	Cirrhosis of liver	123	76	47					15	81	27	
	Residual (530-539, 542, 544, 545, 573-578, 580, 582-587)	58	32	26			1		4	17	36	
590-637	Diseases of the genito-urinary system	79	37	42					5	31	43	
590-594	Nephritis and nephrosis	37	15	22					2	15	20	
610	Hyperplasia of prostate	7	7								5	
	Residual (600-609, 611-617, 620-626, 630-637)	35	15	20					3	14	18	
640-689	Pregnancy, childbirth and the puerperium	4		4				1	3			
690-716	Diseases of the skin and cellular tissue	5	3	2						3	2	
720-749	Diseases of the bones and organs of movement	14	7	7	1		1					
750-759	Congenital malformations	78	37	41	49	7	6	2	5	6	3	
760-776	Certain diseases of early infancy	178	108	70	178							
760-762	Birth injuries, postnatal asphyxia and atelectasis	95	59	36	95							
763-768	Infections of the newborn	13	8	5	13							
769-776	Other diseases peculiar to early infancy and immaturity unqualified	70	41	29	70							
780-795	Symptoms, senility and ill-defined conditions	24	9	15			2		7	3	12	
E800-E999	Accidents, poisonings and violence	268	169	99	3	6	17	36	59	67	80	
E810-E835	Motor vehicle accidents	94	67	27		3	8	21	28	20	14	
	All other accidents except falls (E800-E802, E840-E895, E910-E962)	48	36	12	2	1	6	6	11	8	14	
E900-E904	Falls	45	16	29		2	2		2	7	32	
E963, E970-E979	Suicide	68	43	25				8	11	30	19	
E964, E980-E983	Homicide	13	7	6	1		1	1	7	2	1	
E965, E984-E999	Police intervention, execution and operations of war											

TABLE 40

DEATHS BY CAUSE GROUPS BY SEX AND AGE GROUPS

BURLINGTON COUNTY: 1963

INTERNATIONAL LIST NO. (7th Revision)	CAUSE OF DEATH	TOTAL	MALE	FEMALE	AGE GROUP BY YEARS						
					1-4	5-14	15-24	25-44	45-64	65+	
001-E999	ALL CAUSES	1766	1009	757	116	14	17	19	125	424	1051
001-138	Infective and parasitic diseases	14	13	1	1	1	1		1	6	4
001-008	Tuberculosis of respiratory system	6	6							3	3
010-019	Tuberculosis, other forms										
020-029	Syphilis and its sequelae	2	2							1	1
040	Typhoid fever										
043	Cholera										
045-048	Dysentery, all forms	1	1							1	
050, 051	Scarlet fever and streptococcal sore throat	1	1							1	
055	Diphtheria										
056	Whooping cough	1	1		1						
057	Meningococcal infections	2	1	1		1	1				
058	Plague										
080	Acute poliomyelitis										
084	Smallpox										
085	Measles										
100-108	Typhus and other rickettsial diseases										
110-117	Malaria										
	Residual (030-039, 041, 042, 044, 049, 052-054, 059-074, 081-083, 086-096, 120-138)	1	1						1		
140-239	Neoplasms	344	181	163	1	2	4	3	34	115	185
140-205	Malignant neoplasms	342	180	162		2	4	3	34	114	185
210-239	Benign and unspecified neoplasms	2	1	1	1					1	
240-289	Allergic, endocrine system, metabolic and nutritional diseases	50	21	29	1	2	1	2	5	12	27
260	Diabetes mellitus	37	16	21				2	3	9	23
	Residual (240-245, 250-254, 270-277, 280-289)	13	5	8	1	2	1		2	3	4
290-299	Diseases of the blood and blood-forming organs	5	4	1				1	1		3
290-293	Anemias	2	1	1				1			1
	Residual (294-299)	3	3						1		2
300-326	Mental, psychoneurotic and personality disorders	4	4						1	2	1
330-398	Diseases of the nervous system and sense organs	164	76	88	2	2	4	3	5	29	119
330-334	Vascular lesions affecting central nervous system	147	68	79			1	2	4	25	115
340	Nonmeningococcal meningitis	2	2			2					
	Residual (341-345, 350-357, 360-369, 370-389, 390-398)	15	6	9	2		3	1	1	4	4
400-468	Diseases of the circulatory system	760	449	311				1	27	192	540
400-402	Rheumatic fever										
410-416	Chronic rheumatic heart disease	20	7	13					4	9	7
420-422	Arteriosclerotic and degenerative heart disease	607	370	237					16	155	436
430-434	Other diseases of heart	27	17	10				1	3	4	19
440-443	Hypertension with heart disease	52	23	29					1	14	37
444-447	Hypertension without mention of heart	8	4	4					1	4	3
	Residual (450-456, 460-468)	46	28	18					2	6	38
470-527	Diseases of the respiratory system	118	81	37	9	3	1		5	18	82
480-483	Influenza	1	1								1
490-493	Pneumonia	91	59	32	9	2	1		4	12	63
500-502	Bronchitis	4	3	1						2	2
	Residual (470-475, 510-527)	22	18	4		1			1	4	16
530-587	Diseases of the digestive system	50	30	20	2				3	20	25
540, 541	Ulcer of stomach and duodenum	7	4	3						4	3
550-553	Appendicitis	1		1					1		
560, 561, 570	Intestinal obstruction and hernia	14	9	5	1					4	9
543, 571, 572	Gastritis, duodenitis, enteritis and colitis, except diarrhea of newborn	5	2	3	1					3	1
581	Cirrhosis of liver	15	12	3					2	8	5
	Residual (530-539, 542, 544, 545, 573-578, 580, 582-587)	8	3	5						1	7
590-637	Diseases of the genito-urinary system	34	14	20					3	8	23
590-594	Nephritis and nephrosis	11	1	10					2	3	6
610	Hyperplasia of prostate	4	4							1	3
	Residual (600-609, 611-617, 620-626, 630-637)	19	9	10					1	4	14
640-689	Pregnancy, childbirth and the puerperium	1		1					1		
690-716	Diseases of the skin and cellular tissue	3		3							3
720-749	Diseases of the bones and organs of movement	6	4	2			1				3
750-759	Congenital malformations	15	5	10	14	1				2	3
760-776	Certain diseases of early infancy	84	55	29	84						
760-762	Birth injuries, postnatal asphyxia and atelectasis	45	27	18	45						
763-768	Infections of the newborn	6	4	2	6						
769-776	Other diseases peculiar to early infancy and immaturity unqualified	33	24	9	33						
780-795	Symptoms, senility and ill-defined conditions	19	6	13	2		1		2	3	11
E800-E999	Accidents, poisonings and violence	95	66	29		3	4	9	37	17	25
E810-E835	Motor vehicle accidents	35	25	10		1		5	17	4	8
	All other accidents except falls (E800-E802, E840-E895, E910-E962)	24	17	7		2	4	3	6	3	6
E900-E904	Falls	9	5	4						1	8
E963, E970-E979	Suicide	23	18	5					12	8	3
E964, E980-E983	Homicide	4	1	3				1	2	1	
E965, E984-E999	Police intervention, execution and operations of war										

TABLE 41

DEATHS BY CAUSE GROUPS BY SEX AND AGE GROUPS

CAMDEN COUNTY: 1963

INTERNATIONAL LIST NO. (7th Revision)	CAUSE OF DEATH	TOTAL	MALE	FEMALE	AGE GROUP BY YEARS							
					1-4	5-14	15-24	25-44	45-64	65+		
001-E999	ALL CAUSES	3980	2189	1791	223	7	34	45	226	1006	2439	
001-138	Infective and parasitic diseases	42	28	14	1	2						
001-008	Tuberculosis of respiratory system	26	20	6				2	7	12	18	
010-019	Tuberculosis, other forms	1		1				1	4	7	14	
020-029	Syphilis and its sequelae	3	2	1	1						1	
040	Typhoid fever										2	
043	Cholera											
045-048	Dysentery, all forms											
050, 051	Scarlet fever and streptococcal sore throat	2	1	1		1						
055	Diphtheria									1		
056	Whooping cough											
057	Meningococcal infections											
058	Plague											
080	Acute poliomyelitis											
084	Smallpox											
085	Measles											
100-108	Typhus and other rickettsial diseases											
110-117	Malaria											
	Residual (030-039, 041, 042, 044, 049, 052-054, 059-074, 081-083, 086-096, 120-138)	10	5	5		1		1	3	4	1	
140-239	Neoplasms	679	360	319								
140-205	Malignant neoplasms	673	356	317				4	41	243	387	
210-239	Benign and unspecified neoplasms	6	4	2					40	241	385	
240-289	Allergic, endocrine system, metabolic and nutritional diseases	76	31	45				1	1	2	2	
260	Diabetes mellitus	57	21	36				2	4	21	49	
	Residual (240-245, 250-254, 270-277, 280-289)	19	10	9				1	2	14	40	
290-299	Diseases of the blood and blood-forming organs	11	3	8	2			1	2	7	9	
290-293	Anemias	9	3	6	2					2	7	
	Residual (294-299)	2		2						2	5	
300-326	Mental, psychoneurotic and personality disorders	2	1	1							2	
330-398	Diseases of the nervous system and sense organs	417	187	230	5		2	4	18	82	306	
330-334	Vascular lesions affecting central nervous system	392	176	216			1	1	14	79	297	
340	Nonmeningococcal meningitis	6	3	3	5		1					
	Residual (341-345, 350-357, 360-369, 370-389, 390-398)	19	8	11				3	4	3	9	
400-468	Diseases of the circulatory system	1966	1073	893			3	2	63	488	1410	
400-402	Rheumatic fever	3	2	1			2		1			
410-416	Chronic rheumatic heart disease	43	18	25			1			6	23	
420-422	Arteriosclerotic and degenerative heart disease	1546	872	674						48	407	
430-434	Other diseases of heart	80	43	37				2	2	10	66	
440-443	Hypertension with heart disease	170	69	101						3	31	
444-447	Hypertension without mention of heart	14	5	9						1	12	
	Residual (450-456, 460-468)	110	64	46						2	16	
470-527	Diseases of the respiratory system	186	129	57	26	2	4	2	12	36	104	
480-483	Influenza	3	2	1			1				1	
490-493	Pneumonia	127	81	46	25	1	2	2	8	18	71	
500-502	Bronchitis	2	2								1	
	Residual (470-475, 510-527)	54	44	10	1	1	1		4	16	31	
530-587	Diseases of the digestive system	137	78	59	9		1	1	16	47	63	
540, 541	Ulcer of stomach and duodenum	26	21	5						1	6	
550-553	Appendicitis	3	2	1	1						1	
560, 561, 570	Intestinal obstruction and hernia	20	12	8	2		1		3	1	13	
543, 571, 572	Gastritis, duodenitis, enteritis and colitis, except diarrhea of newborn	17	8	9	5						6	
581	Cirrhosis of liver	34	17	17				1	6	22	5	
	Residual (530-539, 542, 544, 545, 573-578, 580, 582-587)	37	18	19	1				5	12	19	
590-637	Diseases of the genito-urinary system	58	33	25					8	15	35	
590-594	Nephritis and nephrosis	16	10	8						2	7	
610	Hyperplasia of prostate	11	11								10	
	Residual (600-609, 611-617, 620-626, 630-637)	29	12	17					6	7	16	
640-689	Pregnancy, childbirth and the puerperium	7		7					7			
690-716	Diseases of the skin and cellular tissue	2	1	1							2	
720-749	Diseases of the bones and organs of movement	5	4	1			1	2	1		1	
750-759	Congenital malformations	43	30	13	29	1	4	1	1	3	4	
760-776	Certain diseases of early infancy	144	96	48	144							
760-762	Birth injuries, postnatal asphyxia and atelectasis	73	48	25	73							
763-768	Infections of the newborn	9	6	3	9							
769-776	Other diseases peculiar to early infancy and immaturity unqualified	62	42	20	62							
780-795	Symptoms, senility and ill-defined conditions	15	11	4			1	1	4	5	4	
E800-E999	Accidents, poisonings and violence	190	124	66	7	2	14	24	44	50	49	
E810-E835	Motor vehicle accidents	69	46	23	1		6	14	14	18	16	
	All other accidents except falls (E800-E802, E840-E895, E910-E962)	45	31	14	5	1	8	5	7	11	8	
E900-E904	Falls	29	14	15	1			1	2	3	22	
E963, E970-E979	Suicide	34	21	13				3	13	15	3	
E964, E980-E983	Homicide	11	10	1		1		1	7	2		
E965, E984-E999	Police intervention, execution and operations of war	2	2						1	1		

TABLE 42

DEATHS BY CAUSE GROUPS BY SEX AND AGE GROUPS

CAMDEN CITY: 1963

INTERNATIONAL LIST NO. (7th Revision)	CAUSE OF DEATH	TOTAL	MALE	FEMALE	AGE GROUP BY YEARS						
					-1	1-4	5-14	15-24	25-44	45-64	65+
001-E999	ALL CAUSES	1 523	856	667	111	4	13	17	103	386	889
001-138	Infective and parasitic diseases	19	11	8	1			1	2	7	8
001-008	Tuberculosis of respiratory system	13	9	4					2	5	6
010-019	Tuberculosis, other forms	1		1							1
020-029	Syphilis and its sequelae	2	1	1	1						1
040	Typhoid fever										
043	Cholera										
045-048	Dysentery, all forms										
050, 051	Scarlet fever and streptococcal sore throat	1		1						1	
055	Diphtheria										
056	Whooping cough										
057	Meningococcal infections										
058	Plague										
080	Acute poliomyelitis										
084	Smallpox										
085	Measles										
100-108	Typhus and other rickettsial diseases										
110-117	Malaria										
	Residual (030-039, 041, 042, 044, 049, 052-054, 057-074, 081-083, 086-076, 120-138)	2	1	1				1			1
140-239	Neoplasms	230	122	108				1	1	13	86
140-205	Malignant neoplasms	228	121	107				1	1	12	85
210-239	Benign and unspecified neoplasms	2	1	1						1	1
240-289	Allergic, endocrine system, metabolic and nutritional diseases	36	18	18				1	3	10	22
260	Diabetes mellitus	24	11	13						1	7
	Residual (240-245, 250-254, 270-277, 280-289)	12	7	5				1	2	3	6
290-299	Diseases of the blood and blood-forming organs	3	1	2							3
290-293	Anemias	2	1	1							2
	Residual (294-299)	1		1							1
300-326	Mental, psychoneurotic and personality disorders										
330-398	Diseases of the nervous system and sense organs	148	69	79	1			1	11	36	99
330-334	Vascular lesions affecting central nervous system	142	66	76				1	9	36	96
340	Nonmeningococcal meningitis	1		1	1						
	Residual (341-345, 350-357, 360-369, 370-389, 390-398)	5	3	2					2		3
400-468	Diseases of the circulatory system	746	400	346			2		25	189	530
400-402	Rheumatic fever	3	2	1			2		1		
410-416	Chronic rheumatic heart disease	20	9	11					2	11	7
420-422	Arteriosclerotic and degenerative heart disease	569	312	257					19	148	402
430-434	Other diseases of heart	37	21	16					1	6	30
440-443	Hypertension with heart disease	73	31	42					2	17	54
444-447	Hypertension without mention of heart	9	3	6						1	8
	Residual (450-456, 460-468)	35	22	13						6	29
470-527	Diseases of the respiratory system	90	64	26	13	2	2		10	22	41
480-483	Influenza										
490-493	Pneumonia	61	38	23	13	1	1		6	13	27
500-502	Bronchitis	1	1								1
	Residual (470-475, 510-527)	28	25	3		1	1		4	8	14
530-587	Diseases of the digestive system	51	34	17	7		1		8	15	20
540, 541	Ulcer of stomach and duodenum	6	4	2						1	5
550-553	Appendicitis	2	1	1	1						1
560, 561, 570	Intestinal obstruction and hernia	10	7	3	2		1		2		5
543, 571, 572	Gastritis, duodenitis, enteritis and colitis, except diarrhea of newborn	7	5	2	4						2
581	Cirrhosis of liver	13	8	5					4	7	2
	Residual (530-539, 542, 544, 545, 573-578, 580, 582-587)	13	9	4					2	5	6
590-637	Diseases of the genito-urinary system	24	15	9					4	7	13
590-594	Nephritis and nephrosis	9	7	2					1	4	4
610	Hyperplasia of prostate	2	2								2
	Residual (600-609, 611-617, 620-626, 630-637)	13	6	7					3	3	7
640-689	Pregnancy, childbirth and the puerperium	3		3					3		
690-716	Diseases of the skin and cellular tissue										
720-749	Diseases of the bones and organs of movement	2	1	1				1			1
750-759	Congenital malformations	16	14	2	11	1		1		1	2
760-776	Certain diseases of early infancy	74	50	24	74						
760-762	Birth injuries, postnatal asphyxia and atelectasis	35	23	12	35						
763-768	Infections of the newborn	4	3	1	4						
769-776	Other diseases peculiar to early infancy and immaturity unqualified	35	24	11	35						
780-795	Symptoms, senility and ill-defined conditions	10	8	2			1		4	2	3
E800-E999	Accidents, poisonings and violence	71	49	22	4	1	6	11	20	11	18
E810-E835	Motor vehicle accidents	16	10	6			2	6	3	2	3
	All other accidents except falls (E800-E802, E840-E895, E910-E962)	19	14	5	4		4	2	4	2	3
E900-E904	Falls	13	8	5					2	1	10
E963, E970-E979	Suicide	12	7	5				2	4	4	2
E964, E980-E983	Homicide	11	10	1		1		1	7	2	
E965, E984-E999	Police intervention, execution and operations of war										

TABLE 43

DEATHS BY CAUSE GROUPS BY SEX AND AGE GROUPS

CAPE MAY COUNTY: 1963

INTERNATIONAL LIST NO. (7th Revision)	CAUSE OF DEATH	TOTAL	MALE	FEMALE	AGE GROUP BY YEARS						
					-1	1-4	5-14	15-24	25-44	45-64	65+
001-E999	ALL CAUSES	824	457	367	19	4	1	6	26	192	576
001-138	Infective and parasitic diseases	8	4	4		1				7	
001-008	Tuberculosis of respiratory system	4	3	1						4	
010-019	Tuberculosis, other forms										
020-029	Syphilis and its sequelae	1	1							1	
040	Typhoid fever										
043	Cholera										
045-048	Dysentery, all forms										
050, 051	Scarlet fever and streptococcal sore throat										
055	Diphtheria										
056	Whooping cough										
057	Meningococcal infections										
058	Plague										
080	Acute poliomyelitis										
084	Smallpox										
085	Measles	1		1		1					
100-108	Typhus and other rickettsial diseases										
110-117	Malaria										
	Residual (030-039, 041, 042, 044, 049, 052-054, 059-074, 081-083, 086-096, 120-138)	2		2						2	
140-239	Neoplasms	150	77	73							
140-205	Malignant neoplasms	149	77	72		1	1	1	3	59	85
210-239	Benign and unspecified neoplasms	1		1		1	1	1	2	59	85
240-289	Allergic, endocrine system, metabolic and nutritional diseases	15	9	6					1		
260	Diabetes mellitus	11	7	4						2	13
	Residual (240-245, 250-254, 270-277, 280-289)	4	2	2						1	10
290-299	Diseases of the blood and blood-forming organs									1	3
290-293	Anemias										
	Residual (294-299)										
300-326	Mental, psychoneurotic and personality disorders	2	2						1	1	
330-398	Diseases of the nervous system and sense organs	75	32	43	2				1	11	61
330-334	Vascular lesions affecting central nervous system	70	31	39					1	9	60
340	Nonmeningococcal meningitis	1		1							1
	Residual (341-345, 350-357, 360-369, 370-389, 390-398)	4	1	3	2					2	
400-468	Diseases of the circulatory system	450	262	188					7	84	359
400-402	Rheumatic fever										
410-416	Chronic rheumatic heart disease	10	5	5					1	5	4
420-422	Arteriosclerotic and degenerative heart disease	339	208	131					5	62	272
430-434	Other diseases of heart	18	6	12						6	12
440-443	Hypertension with heart disease	48	25	23					1	6	41
444-447	Hypertension without mention of heart	5	3	2						1	4
	Residual (450-456, 460-468)	30	15	15						4	26
470-527	Diseases of the respiratory system	25	16	9						6	19
480-483	Influenza	1	1								1
490-493	Pneumonia	15	8	7						3	12
500-502	Bronchitis	1	1							1	
	Residual (470-475, 510-527)	8	6	2						2	6
530-587	Diseases of the digestive system	27	14	13					2	9	16
540, 541	Ulcer of stomach and duodenum	3	2	1							3
550-553	Appendicitis	1	1							1	
560, 561, 570	Intestinal obstruction and hernia	6	2	4					1	3	2
543, 571, 572	Gastritis, duodenitis, enteritis and colitis, except diarrhea of newborn	4	1	3						1	3
581	Cirrhosis of liver	9	7	2					1	5	3
	Residual (530-539, 542, 544, 545, 573-578, 580, 582-587)	4	1	3							4
590-637	Diseases of the genito-urinary system	12	7	5					2	2	8
590-594	Nephritis and nephrosis	7	4	3					2	1	4
610	Hyperplasia of prostate										
	Residual (600-609, 611-617, 620-626, 630-637)	5	3	2						1	4
640-689	Pregnancy, childbirth and the puerperium										
690-716	Diseases of the skin and cellular tissue										
720-749	Diseases of the bones and organs of movement	1		1							
750-759	Congenital malformations	4	1	3	4						
760-776	Certain diseases of early infancy	13	7	6	13						
760-762	Birth injuries, postnatal asphyxia and atelectasis	3	3		3						
763-768	Infections of the newborn	1	1		1						
769-776	Other diseases peculiar to early infancy and immaturity unqualified	9	3	6	9						
780-795	Symptoms, senility and ill-defined conditions	1	1								1
E800-E999	Accidents, poisonings and violence	41	25	16		2		5	10	10	14
E810-E835	Motor vehicle accidents	13	10	3		2		4	2	1	4
	All other accidents except falls (E800-E802, E840-E895, E910-E962)	11	7	4					4	4	3
E900-E904	Falls	8	3	5					3		5
E963, E970-E979	Suicide	8	5	3					1	5	2
E964, E980-E983	Homicide	1		1				1			
E965, E984-E999	Police intervention, execution and operations of war										

TABLE 44

DEATHS BY CAUSE GROUPS BY SEX AND AGE GROUPS

CUMBERLAND COUNTY: 1963

INTERNATIONAL LIST NO. (7th Revision)	CAUSE OF DEATH	TOTAL	MALE	FEMALE	AGE GROUP BY YEARS							
					-1	1-4	5-14	15-24	25-44	45-64	65+	
001-E999	ALL CAUSES	1 270	696	574	76	13	12	21	82	287	779	
001-138	Infective and parasitic diseases	10	7	3	2					4	2	
001-008	Tuberculosis of respiratory system	4	2	2								
010-019	Tuberculosis, other forms	2	2						1	2	1	
020-029	Syphilis and its sequelae									2		
040	Typhoid fever											
043	Cholera											
045-048	Dysentery, all forms											
050, 051	Scarlet fever and streptococcal sore throat											
055	Diphtheria											
056	Whooping cough											
057	Meningococcal infections											
058	Plague											
080	Acute poliomyelitis											
084	Smallpox											
085	Measles											
100-108	Typhus and other rickettsial diseases											
110-117	Malaria											
	Residual (030-039, 041, 042, 044, 049, 052-054, 057-074, 081-083, 086-096, 120-138)	4	3	1	2				1		1	
140-239	Neoplasms	199	96	103			1		21	57	120	
140-205	Malignant neoplasms	197	96	101				1	21	56	119	
210-239	Benign and unspecified neoplasms	2		2						1	1	
240-289	Allergic, endocrine system, metabolic and nutritional diseases	30	15	15		1			3	10	16	
260	Diabetes mellitus	24	11	13					2	7	15	
	Residual (240-245, 250-254, 270-277, 280-289)	6	4	2		1			1	3	1	
290-299	Diseases of the blood and blood-forming organs	5	5				2			1	2	
290-293	Anemias	2	2				1				1	
	Residual (294-299)	3	3				1			1	1	
300-326	Mental, psychoneurotic and personality disorders	3	2	1					2	1		
330-398	Diseases of the nervous system and sense organs	149	74	75	1	1	2	1	6	25	113	
330-334	Vascular lesions affecting central nervous system	141	67	74				1	1	5	23	
340	Nonmeningococcal meningitis	4	4		1	1				1	1	
	Residual (341-345, 350-357, 360-369, 370-389, 390-398)	4	3	1				1	1	1	1	
400-468	Diseases of the circulatory system	616	343	273				1	1	1	1	
400-402	Rheumatic fever							1	18	145	452	
410-416	Chronic rheumatic heart disease	8	4	4				1	3	3	1	
420-422	Arteriosclerotic and degenerative heart disease	477	280	197					13	119	345	
430-434	Other diseases of heart	23	11	12						7	16	
440-443	Hypertension with heart disease	62	30	32					1	10	51	
444-447	Hypertension without mention of heart	5	1	4					1	1	3	
	Residual (450-456, 460-468)	41	17	24						5	36	
470-527	Diseases of the respiratory system	49	35	14	12	2	2		1	9	23	
480-483	Influenza	1		1						1	1	
490-493	Pneumonia	27	19	8	10	2	2			1	12	
500-502	Bronchitis	4	2	2						2	2	
	Residual (470-475, 510-527)	17	14	3	2				1	5	9	
530-587	Diseases of the digestive system	35	21	14	3				6	10	16	
540, 541	Ulcer of stomach and duodenum	7	5	2	1				1	4	1	
550-553	Appendicitis	2	2								1	
560, 561, 570	Intestinal obstruction and hernia	6	2	4					1	2	3	
543, 571, 572	Gastritis, duodenitis, enteritis and colitis, except diarrhoea of newborn	5	2	3	2						3	
581	Cirrhosis of liver	8	5	3					2	2	4	
	Residual (530-539, 542, 544, 545, 573-578, 580, 582-587)	7	5	2					1	2	4	
590-637	Diseases of the genito-urinary system	13	4	9					1	3	9	
590-594	Nephritis and nephrosis	7	2	5						3	4	
610	Hyperplasia of prostate	2	2								2	
	Residual (600-609, 611-617, 620-626, 630-637)	4		4					1		3	
640-689	Pregnancy, childbirth and the puerperium	1		1					1			
690-716	Diseases of the skin and cellular tissue	1		1							1	
720-749	Diseases of the bones and organs of movement	2	1	1	1						1	
750-759	Congenital malformations	10	7	3	9	1						
760-776	Certain diseases of early infancy	43	23	20	43							
760-762	Birth injuries, postnatal asphyxia and atelectasis	22	11	11	22							
763-768	Infections of the newborn											
769-776	Other diseases peculiar to early infancy and immaturity unqualified	21	12	9	21							
780-795	Symptoms, senility and ill-defined conditions	7	3	4	2							
E800-E999	Accidents, poisonings and violence	97	60	37	3	6	7	19	21	19	22	
E810-E835	Motor vehicle accidents	52	34	18	1	1	2	15	11	11	11	
	All other accidents except falls (E800-E802, E840-E895, E910-E962)	26	14	12	2	5	5	1	6	4	3	
E900-E904	Falls	7	3	4								
E963, E970-E979	Suicide	7	6	1					2	3	2	
E964, E980-E983	Homicide	5	3	2				3	2			
E965, E984-E999	Police intervention, execution and operations of war											

TABLE 45

DEATHS BY CAUSE GROUPS BY SEX AND AGE GROUPS

ESSEX COUNTY: 1963

INTERNATIONAL LIST NO. (7th Revision)	CAUSE OF DEATH	TOTAL	MALE	FEMALE	AGE GROUP BY YEARS							
					-1	1-4	5-14	15-24	25-44	45-64	65+	
001-E999	ALL CAUSES	10932	5935	4997	570	93	68	125	723	2955	6398	
001-138	Infective and parasitic diseases	123	87	36	3	6	3	5	26	45	35	
001-008	Tuberculosis of respiratory system	78	59	19				2	21	33	22	
010-019	Tuberculosis, other forms	8	5	3		3	1		2	1		
020-029	Syphilis and its sequelae	14	10	4						6	8	
040	Typhoid fever											
043	Cholera											
045-048	Dysentery, all forms											
050, 051	Scarlet fever and streptococcal sore throat											
055	Diphtheria											
056	Whooping cough											
057	Meningococcal infections	3	2	1	1	1				1		
058	Plague											
080	Acute poliomyelitis											
084	Smallpox											
085	Measles	1	1				1					
100-108	Typhus and other rickettsial diseases							1				
110-117	Malaria											
	Residual (030-039, 041, 042, 044, 049, 052-054, 059-074, 081-083, 086-096, 120-138)	19	10	9	2	2	1	2	2	5	5	
140-239	Neoplasms	1854	960	894	1	1	17	10	140	737	948	
140-205	Malignant neoplasms	1815	943	872		1	16	8	134	722	934	
210-239	Benign and unspecified neoplasms	39	17	22	1		1	2	6	15	14	
240-289	Allergic, endocrine system, metabolic and nutritional diseases	313	130	183			3	5	1	21	93	
260	Diabetes mellitus	256	99	157					1	11	72	
	Residual (240-245, 250-254, 270-277, 280-289)	57	31	26			3	5		10	21	
290-299	Diseases of the blood and blood-forming organs	34	20	14	1	4	1	2	2	7	17	
290-293	Anemias	26	14	12	1	4	1	1	1	4	14	
	Residual (294-299)	8	6	2					1	1	3	
300-326	Mental, psychoneurotic and personality disorders	36	30	6	1	1		5	14	14	1	
330-398	Diseases of the nervous system and sense organs	1065	461	604	5	12	2	4	53	217	772	
330-334	Vascular lesions affecting central nervous system	967	408	559	1	1	1	2	36	186	740	
340	Nonmeningococcal meningitis	14	9	5	2	6				1	3	
	Residual (341-345, 350-357, 360-369, 370-389, 390-398)	84	44	40	2	5	1	2	16	28	30	
400-468	Diseases of the circulatory system	5246	2900	2346		2	3	7	195	1335	3704	
400-402	Rheumatic fever	6	3	3		1	1	2	1	1		
410-416	Chronic rheumatic heart disease	127	55	72				1	4	23	64	
420-422	Arteriosclerotic and degenerative heart disease	4328	2473	1855				1	132	1090	3105	
430-434	Other diseases of heart	126	66	60		1	1		4	38	82	
440-443	Hypertension with heart disease	341	126	215						20	80	
444-447	Hypertension without mention of heart	74	42	32						11	15	
	Residual (450-456, 460-468)	244	135	109						4	47	
470-527	Diseases of the respiratory system	410	257	153	31	15	9	6	26	101	222	
480-483	Influenza	4	1	3						1	2	
490-493	Pneumonia	261	145	116	25	11	7	5	15	54	144	
500-502	Bronchitis	34	26	8	3	1			1	10	19	
	Residual (470-475, 510-527)	111	85	26	3	3	2	1	9	35	58	
530-587	Diseases of the digestive system	463	285	178	16	3	2	4	76	194	170	
540, 541	Ulcer of stomach and duodenum	82	65	17	1	1			7	36	37	
550-553	Appendicitis	9	7	2						3	3	
560, 561, 570	Intestinal obstruction and hernia	56	25	31	3			1	5	11	36	
543, 571, 572	Gastritis, duodenitis, enteritis and colitis, acute diarrhea of newborn	36	19	17	10	2		2	4	7	11	
581	Cirrhosis of liver	195	122	73	1				44	110	40	
	Residual (530-539, 542, 544, 545, 573-578, 580, 582-587)	85	47	38	1			1	13	27	43	
590-637	Diseases of the genito-urinary system	173	100	73		1		5	26	52	89	
590-594	Nephritis and nephrosis	92	44	48		1		4	19	33	35	
610	Hyperplasia of prostate	17	17								2	
	Residual (600-609, 611-617, 620-626, 630-637)	64	39	25				1	7	17	39	
640-689	Pregnancy, childbirth and the puerperium	17		17				4	13			
690-716	Diseases of the skin and cellular tissue	18	7	11		1	1	1	2	5	8	
720-749	Diseases of the bones and organs of movement	28	15	13	1			1	1	5	19	
750-759	Congenital malformations	98	64	34	71	13	2	3	2	5	2	
760-776	Certain diseases of early infancy	401	230	171	401							
760-762	Birth injuries, postnatal asphyxia and atelectasis	269	157	112	269							
763-768	Infections of the newborn	16	11	5	16							
769-776	Other diseases peculiar to early infancy and immaturity unqualified	116	62	54	116							
780-795	Symptoms, senility and ill-defined conditions	27	14	13		1		1	4	9	12	
E800-E999	Accidents, poisonings and violence	626	375	251	39	30	24	66	122	136	209	
E810-E835	Motor vehicle accidents	104	84	20		4	8	17	31	26	18	
	All other accidents except falls (E800-E802, E840-E895, E910-E962)	162	97	65	37	18	12	18	23	33	21	
E900-E904	Falls	206	91	115	1	7	1	5	10	31	151	
E963, E970-E979	Suicide	91	60	31				10	33	32	16	
E964, E980-E983	Homicide	61	41	20	1	1	3	14	25	14	3	
E965, E984-E999	Police intervention, execution and operations of war	2	2					2				

TABLE 46

DEATHS BY CAUSE GROUPS BY SEX AND AGE GROUPS

BLOOMFIELD: 1963

INTERNATIONAL LIST NO. (7th Revision)	CAUSE OF DEATH	TOTAL	MALE	FEMALE	AGE GROUP BY YEARS						
					-1	1-4	5-14	15-24	25-44	45-64	65 +
001-E999	ALL CAUSES	5 4 6	2 8 7	2 5 9	2 2		2	4	1 9	1 4 5	3 5 4
001-138	Infective and parasitic diseases	2	1	1							2
001-008	Tuberculosis of respiratory system	1	1								1
010-019	Tuberculosis, other forms										
020-029	Syphilis and its sequelae	1		1							1
040	Typhoid fever										
043	Cholera										
045-048	Dysentery, all forms										
050, 051	Scarlet fever and streptococcal sore throat										
055	Diphtheria										
056	Whooping cough										
057	Meningococcal infections										
058	Plague										
080	Acute poliomyelitis										
084	Smallpox										
085	Measles										
100-108	Typhus and other rickettsial diseases										
110-117	Malaria										
	Residual (030-039, 041, 042, 044, 049, 052-054, 057-074, 081-083, 086-096, 120-138)										
140-239	Neoplasms	1 0 3	4 7	5 6			1		1 0	4 1	5 1
140-205	Malignant neoplasms	1 0 3	4 7	5 6			1		1 0	4 1	5 1
210-239	Benign and unspecified neoplasms										
240-289	Allergic, endocrine system, metabolic and nutritional diseases	1 3	5	8					1	3	9
260	Diabetes mellitus	1 1	4	7						3	8
	Residual (240-245, 250-254, 270-277, 280-289)	2	1	1					1		1
290-299	Diseases of the blood and blood-forming organs										
290-293	Anemias										
	Residual (294-299)										
300-326	Mental, psychoneurotic and personality disorders	2	2						1	1	
330-398	Diseases of the nervous system and sense organs	4 9	2 3	2 6	1					9	3 9
330-334	Vascular lesions affecting central nervous system	4 6	2 0	2 6						8	3 8
340	Nonmeningococcal meningitis										
	Residual (341-345, 350-357, 360-369, 370-389, 390-398)	3	3		1					1	1
400-468	Diseases of the circulatory system	2 7 9	1 4 5	1 3 4					4	6 1	2 1 4
400-402	Rheumatic fever										
410-416	Chronic rheumatic heart disease	8	4	4						4	4
420-422	Arteriosclerotic and degenerative heart disease	2 3 7	1 2 3	1 1 4					3	5 4	1 8 0
430-434	Other diseases of heart	6	4	2						2	1 2
440-443	Hypertension with heart disease	1 4	4	1 0							6
444-447	Hypertension without mention of heart	3	2	1					1		2
	Residual (450-456, 460-468)	1 1	8	3						1	1 0
470-527	Diseases of the respiratory system	2 2	1 6	6	1		1	1		6	1 3
480-483	Influenza										
490-493	Pneumonia	1 0	7	3	1		1	1		1	6
500-502	Bronchitis	5	4	1						2	3
	Residual (470-475, 510-527)	7	5	2						3	4
530-587	Diseases of the digestive system	2 0	1 0	1 0						1 1	9
540, 541	Ulcer of stomach and duodenum	6	5	1						4	2
550-553	Appendicitis										
560, 561, 570	Intestinal obstruction and hernia	2		2						1	1
543, 571, 572	Gastritis, duodenitis, enteritis and colitis, except diarrhea of newborn										
581	Cirrhosis of liver	8	3	5						6	2
	Residual (530-539, 542, 544, 545, 573-578, 580, 582-587)	4	2	2							4
590-637	Diseases of the genito-urinary system	1 0	1 0						1	3	6
590-594	Nephritis and nephrosis	4	4						1	1	2
610	Hyperplasia of prostate										
	Residual (600-609, 611-617, 620-626, 630-637)	6	6							2	4
640-689	Pregnancy, childbirth and the puerperium										
690-716	Diseases of the skin and cellular tissue	2	1	1					1	1	
720-749	Diseases of the bones and organs of movement	3	1	2							3
750-759	Congenital malformations	6	5	1	6						
760-776	Certain diseases of early infancy	1 4	7	7	1 4						
760-762	Birth injuries, postnatal asphyxia and atelectasis	8	4	4	8						
763-768	Infections of the newborn										
769-776	Other diseases peculiar to early infancy and immaturity unqualified	6	3	3	6						
780-795	Symptoms, senility and ill-defined conditions	2	2								
E800-E999	Accidents, poisonings and violence	1 9	1 2	7				3	1	8	7
E810-E835	Motor vehicle accidents	5	4	1					2	1	2
	All other accidents except falls (E800-E802, E840-E895, E910-E962)	1		1						1	
E900-E904	Falls	7	2	5							6
E963, E970-E979	Suicide	6	6					1		4	1
E964, E980-E983	Homicide										
E965, E984-E999	Police intervention, execution and operations of war										

TABLE 47

DEATHS BY CAUSE GROUPS BY SEX AND AGE GROUPS

EAST ORANGE: 1963

INTERNATIONAL LIST NO. (7th Revision)	CAUSE OF DEATH	TOTAL	MALE	FEMALE	AGE GROUP BY YEARS							
					-1	1-4	5-14	15-24	25-44	45-64	65+	
001-E999	ALL CAUSES	1127	563	564								
001-138	Infective and parasitic diseases	10	7	3	1			1		1	2	5
001-008	Tuberculosis of respiratory system	4	1	3				1				
010-019	Tuberculosis, other forms	1	1							1	2	1
020-029	Syphilis and its sequelae	3	3					1				
040	Typhoid fever										2	1
043	Cholera											
045-048	Dysentery, all forms											
050, 051	Scarlet fever and streptococcal sore throat											
055	Diphtheria											
056	Whooping cough											
057	Meningococcal infections											
058	Plague											
080	Acute poliomyelitis											
084	Smallpox											
085	Measles											
100-108	Typhus and other rickettsial diseases											
110-117	Malaria											
	Residual (030-039, 041, 042, 044, 049, 052-054, 055-074, 081-083, 086-096, 120-138)	2	2		1							1
140-239	Neoplasms	178	92	86								
140-205	Malignant neoplasms	173	90	83						12	63	103
210-239	Benign and unspecified neoplasms	5	2	3						11	62	100
240-289	Allergic, endocrine system, metabolic and nutritional diseases	27	10	17						1	1	3
260	Diabetes mellitus	24	8	16				1		1	9	16
	Residual (240-245, 250-254, 270-277, 280-289)	3	2	1						1	8	15
290-299	Diseases of the blood and blood-forming organs	2	1	1				1			1	1
290-293	Anemias	2	1	1								2
	Residual (294-299)											2
300-326	Mental, psychoneurotic and personality disorders	3	2	1							1	2
330-398	Diseases of the nervous system and sense organs	125	55	70		2			1	3	25	94
330-334	Vascular lesions affecting central nervous system	115	47	68					1	2	22	90
340	Nonmeningococcal meningitis	2	2									1
	Residual (341-345, 350-357, 360-369, 370-389, 390-398)	8	6	2		1						4
400-468	Diseases of the circulatory system	554	273	281				1			13	100
400-402	Rheumatic fever	1	1									440
410-416	Chronic rheumatic heart disease	10	2	8				1				
420-422	Arteriosclerotic and degenerative heart disease	458	231	227								5
430-434	Other diseases of heart	6	1	5						13	75	370
440-443	Hypertension with heart disease	42	14	28								2
444-447	Hypertension without mention of heart	12	8	4							10	32
	Residual (450-456, 460-468)	25	16	9								4
470-527	Diseases of the respiratory system	52	30	22	1	1					3	4
480-483	Influenza										3	11
490-493	Pneumonia	28	13	15								36
500-502	Bronchitis	7	5	2		1				2	6	19
	Residual (470-475, 510-527)	17	12	5								6
530-587	Diseases of the digestive system	52	31	21	1						6	17
540, 541	Ulcer of stomach and duodenum	12	8	4							1	4
550-553	Appendicitis											7
560, 561, 570	Intestinal obstruction and hernia	12	5	7	1					2		9
543, 571, 572	Gastritis, duodenitis, enteritis and colitis, except diarrhea of newborn	1		1								2
581	Cirrhosis of liver	17	14	3								9
	Residual (530-539, 542, 544, 545, 573-578, 580, 582-587)	10	4	6							1	3
590-637	Diseases of the genito-urinary system	20	11	9					1	4	6	9
590-594	Nephritis and nephrosis	11	6	5					1	2	4	4
610	Hyperplasia of prostate											
	Residual (600-609, 611-617, 620-626, 630-637)	9	5	4						2	2	5
640-689	Pregnancy, childbirth and the puerperium	3		3					1	2		
690-716	Diseases of the skin and cellular tissue											
720-749	Diseases of the bones and organs of movement	2	1	1								
750-759	Congenital malformations	8	7	1	8							2
760-776	Certain diseases of early infancy	19	10	9	19							
760-762	Birth injuries, postnatal asphyxia and atelectasis	10	6	4	10							
763-768	Infections of the newborn											
769-776	Other diseases peculiar to early infancy and immaturely unqualified	9	4	5	9							
780-795	Symptoms, senility and ill-defined conditions	1		1								1
E800-E999	Accidents, poisonings and violence	71	33	38	3	2	2	8	11	12		33
E810-E835	Motor vehicle accidents	10	7	3								
	All other accidents except falls (E800-E802, E840-E895, E910-E962)	13	8	5	3	2	1	3	2	3		2
E900-E904	Falls	30	9	21				1	1	2	2	2
E963, E970-E979	Suicide	14	7	7					1	6	4	3
E984, E980-E983	Homicide	4	2	2								
E965, E984-E999	Police intervention, execution and operations of war						1	2				1

TABLE 48

DEATHS BY CAUSE GROUPS BY SEX AND AGE GROUPS

IRVINGTON: 1963

INTERNATIONAL LIST NO. (7th Revision)	CAUSE OF DEATH	TOTAL	MALE	FEMALE	AGE GROUP BY YEARS						
					-1	1-4	5-14	15-24	25-44	45-64	65+
001-E999	ALL CAUSES	7 32	4 06	3 26	13	2	4	5	23	220	465
001-138	Infective and parasitic diseases	7	7				1	1		1	4
001-008	Tuberculosis of respiratory system	5	5					1		1	3
010-019	Tuberculosis, other forms										
020-029	Syphilis and its sequelae	1	1								1
040	Typhoid fever										
043	Cholera										
045-048	Dysentery, all forms										
050, 051	Scarlet fever and streptococcal sore throat										
055	Diphtheria										
056	Whooping cough										
057	Meningococcal infections										
058	Plague										
080	Acute poliomyelitis										
084	Smallpox										
085	Measles	1	1				1				
100-108	Typhus and other rickettsial diseases										
110-117	Malaria										
	Residual (030-039, 041, 042, 044, 049, 052-054, 059-074, 081-083, 086-096, 120-138)										
140-239	Neoplasms	150	81	69			1	1	4	67	77
140-205	Malignant neoplasms	147	80	67			1	1	4	65	76
210-239	Benign and unspecified neoplasms	3	1	2						2	1
240-289	Allergic, endocrine system, metabolic and nutritional diseases	22	13	9					1	6	15
260	Diabetes mellitus	19	11	8					1	5	13
	Residual (240-245, 250-254, 270-277, 280-289)	3	2	1						1	2
290-299	Diseases of the blood and blood-forming organs	5	3	2						1	4
290-293	Anemias	4	2	2						1	3
	Residual (294-299)	1	1								1
300-326	Mental, psychoneurotic and personality disorders	1	1						1		
330-398	Diseases of the nervous system and sense organs	60	20	40						15	45
330-334	Vascular lesions affecting central nervous system	55	19	36						12	43
340	Nonmeningococcal meningitis										
	Residual (341-345, 350-357, 360-369, 370-389, 390-398)	5	1	4						3	2
400-468	Diseases of the circulatory system	382	219	163						12	91
400-402	Rheumatic fever										
410-416	Chronic rheumatic heart disease	12	8	4					4	7	1
420-422	Arteriosclerotic and degenerative heart disease	313	180	133					6	73	234
430-434	Other diseases of heart	11	7	4						3	8
440-443	Hypertension with heart disease	26	15	11					1	4	21
444-447	Hypertension without mention of heart	4	1	3					1		3
	Residual (450-456, 460-468)	16	8	8						4	12
470-527	Diseases of the respiratory system	14	11	3			2		1	3	8
480-483	Influenza										
490-493	Pneumonia	9	6	3			1		1	2	5
500-502	Bronchitis										
	Residual (470-475, 510-527)	5	5				1			1	3
530-587	Diseases of the digestive system	32	22	10					1	17	14
540, 541	Ulcer of stomach and duodenum	11	10	1						6	5
550-553	Appendicitis	1	1							1	
560, 561, 570	Intestinal obstruction and hernia	1		1							1
543, 571, 572	Gastritis, duodenitis, enteritis and colitis, except diarrhea of newborn										
581	Cirrhosis of liver	12	7	5					1	8	3
	Residual (530-539, 542, 544, 545, 573-578, 580, 582-587)	7	4	3						2	5
590-637	Diseases of the genito-urinary system	12	4	8						6	6
590-594	Nephritis and nephrosis	7	1	6						4	3
610	Hyperplasia of prostate	1	1								1
	Residual (600-609, 611-617, 620-626, 630-637)	4	2	2						2	2
640-689	Pregnancy, childbirth and the puerperium										
690-716	Diseases of the skin and cellular tissue										
720-749	Diseases of the bones and organs of movement	4	2	2				1		2	1
750-759	Congenital malformations	4	2	2	2	1				1	
760-776	Certain diseases of early infancy	8	5	3	8						
760-762	Birth injuries, postnatal asphyxia and atelectasis	1	1		1						
763-768	Infections of the newborn										
769-776	Other diseases peculiar to early infancy and immaturity unqualified	7	4	3	7						
780-795	Symptoms, senility and ill-defined conditions	1	1							1	
E800-E999	Accidents, poisonings and violence	30	15	15	3	1		2	3	9	12
E810-E835	Motor vehicle accidents	5	4	1					1	3	1
	All other accidents except falls (E800-E802, E840-E895, E910-E962)	6	5	1	3			2		1	
E900-E904	Falls	12	2	10		1				2	9
E963, E970-E979	Suicide	7	4	3							
E964, E980-E983	Homicide								2	3	2
E965, E984-E999	Police intervention, execution and operations of war										

TABLE 49

DEATHS BY CAUSE GROUPS BY SEX AND AGE GROUPS

NEWARK, 1963

INTERNATIONAL LIST NO. (7th Revision)	CAUSE OF DEATH	TOTAL	MALE	FEMALE	AGE GROUP BY YEARS							
					-1	1-4	5-14	15-24	25-44	45-64	65+	
001-E999	ALL CAUSES	5263	2970	2293	393	65	36	82	473	1508	2706	
001-138	Infective and parasitic diseases	83	59	24	2	5	1	4	22	31	18	
001-008	Tuberculosis of respiratory system	57	44	13				1	18	25	13	
010-019	Tuberculosis, other forms	6	4	2				1	1	1		
020-029	Syphilis and its sequelae	6	4	2		3						
040	Typhoid fever									3	3	
041	Cholera											
045-048	Dysentery, all forms											
050, 051	Scarlet fever and streptococcal sore throat											
055	Diphtheria											
056	Whooping cough											
057	Meningococcal infections	3	2	1	1	1						
058	Plague									1		
080	Acute poliomyelitis											
084	Smallpox											
085	Measles											
100-108	Typhus and other rickettsial diseases											
110-117	Malaria											
	Residual (030-039, 041, 042, 044, 049, 052-054, 059-074, 081-083, 086-096, 120-138)	11	5	6	1	1	1	2	2	2	2	
140-239	Neoplasms	786	413	373			6	5	62	332	381	
140-205	Malignant neoplasms	763	403	360			5	4	58	322	374	
210-239	Benign and unspecified neoplasms	23	10	13								
240-289	Allergic, endocrine system, metabolic and nutritional diseases	156	64	92			1	1	4	10	7	
260	Diabetes mellitus	126	50	76		2	2		12	43	97	
	Residual (240-245, 250-254, 270-277, 280-289)	30	14	16		2	2		5	35	86	
290-299	Diseases of the blood and blood-forming organs	20	11	9	1	4	1	2	2	2	8	
290-293	Anemias	17	9	8	1	4	1	1	1	2	7	
	Residual (294-299)	3	2	1				1	1		1	
300-326	Mental, psychoneurotic and personality disorders	22	18	4				5	9	7	1	
330-398	Diseases of the nervous system and sense organs	470	215	255	4	7	2	2	42	119	294	
330-334	Vascular lesions affecting central nervous system	421	188	233	1	1	1		29	105	284	
340	Nonmeningococcal meningitis	11	7	4	2	4			1	2	2	
	Residual (341-345, 350-357, 360-369, 370-389, 390-398)	38	20	18	1	2	1	2	12	12	8	
400-468	Diseases of the circulatory system	2459	1427	1032		2	2	6	134	714	1601	
400-402	Rheumatic fever	4	1	3								
410-416	Chronic rheumatic heart disease	58	27	31		1		1	1	1		
420-422	Arteriosclerotic and degenerative heart disease	2027	1226	801			1	1	87	578	1361	
430-434	Other diseases of heart	83	47	36		1	1		4	32	45	
440-443	Hypertension with heart disease	157	60	97						17	48	
444-447	Hypertension without mention of heart	30	17	13						9	7	
	Residual (450-456, 460-468)	100	49	51					2	18	80	
470-527	Diseases of the respiratory system	217	136	81	24	9	5	3	19	59	98	
480-483	Influenza	4	1	3								
490-493	Pneumonia	153	86	67	20	7	4	2	9	37	74	
500-502	Bronchitis	15	12	3	1	1			1	6	6	
	Residual (470-475, 510-527)	45	37	8	3	1	1	1	8	14	17	
530-587	Diseases of the digestive system	224	146	78	13	1		3	52	90	65	
540, 541	Ulcer of stomach and duodenum	31	25	6	1				4	15	11	
550-553	Appendicitis	5	5						2	1	2	
560, 561, 570	Intestinal obstruction and hernia	21	13	8				1	1	7	12	
543, 571, 572	Gastritis, duodenitis, enteritis and colitis, except diarrhea of newborn	25	13	12	10	1		1	2	3	8	
581	Cirrhosis of liver	105	68	37	1				35	52	17	
	Residual (530-539, 542, 544, 545, 573-578, 580, 582-587)	37	22	15	1			1	8	12	15	
590-637	Diseases of the genito-urinary system	88	49	39		1		3	20	25	39	
590-594	Nephritis and nephrosis	50	22	28		1		2	15	16	16	
610	Hyperplasia of prostate	10	10								8	
	Residual (600-609, 611-617, 620-626, 630-637)	28	17	11				1	5	7	15	
640-689	Pregnancy, childbirth and the puerperium	13		13				3	10			
690-716	Diseases of the skin and cellular tissue	7	3	4		1	1	1	1		3	
720-749	Diseases of the bones and organs of movement	11	7	4	1							
750-759	Congenital malformations	49	29	20	33	9				1	6	
760-776	Certain diseases of early infancy	287	161	126	287					3	1	
760-762	Birth injuries, postnatal asphyxia and atelectasis	200	115	85	200							
763-768	Infections of the newborn	16	11	5	16							
769-776	Other diseases peculiar to early infancy and immaturity unqualified	71	35	36	71							
780-795	Symptoms, senility and ill-defined conditions	10	7	3		1		1	2	2	4	
E800-E999	Accidents, poisoning and violence	361	225	136	28	23	15	42	84	79	90	
E810-E835	Motor vehicle accidents	52	42	10		3	5	6	17	13	8	
	All other accidents except falls (E800-E802, E840-E895, E910-E962)	109	62	47	26	14	7	12	16	21	13	
E900-E904	Falls	103	54	49	1	5	1	4	8	21	63	
E963, E970-E979	Suicide	42	28	14				6	18	12	6	
E964, E980-E983	Homicide	53	37	16	1	1	2	12	25	12		
E965, E984-E999	Police intervention, execution and operations of war	2	2					2				

TABLE 50

DEATHS BY CAUSE GROUPS BY SEX AND AGE GROUPS

GLOUCESTER COUNTY: 1963

INTERNATIONAL LIST NO. (7th Revision)	CAUSE OF DEATH	TOTAL	MALE	FEMALE	AGE GROUP BY YEARS						
					1-4	5-14	15-24	25-44	45-64	65+	
001-E999	ALL CAUSES	1 377	762	615	75	12	19	21	73	342	835
001-138	Infective and parasitic diseases	8	6	2		1			1	4	2
001-008	Tuberculosis of respiratory system	6	4	2					1	3	2
010-019	Tuberculosis, other forms										
020-029	Syphilis and its sequelae										
040	Typhoid fever										
043	Cholera										
045-048	Dysentery, all forms										
050, 051	Scarlet fever and streptococcal sore throat										
055	Diphtheria										
056	Whooping cough										
057	Meningococcal infections										
058	Plague										
080	Acute poliomyelitis										
084	Smallpox										
085	Measles										
100-108	Typhus and other rickettsial diseases										
110-117	Malaria										
	Residual (030-039, 041, 042, 044, 049, 052-054, 059-074, 081-083, 086-096, 120-138)	2	2			1				1	
140-239	Neoplasms	214	124	90		1	1	5	8	80	119
140-205	Malignant neoplasms	211	123	88		1	1	4	8	79	118
210-239	Benign and unspecified neoplasms	3	1	2						1	1
240-289	Allergic, endocrine system, metabolic and nutritional diseases	39	17	22	2	1			3	7	26
260	Diabetes mellitus	29	10	19					3	3	23
	Residual (240-245, 250-254, 270-277, 280-289)	10	7	3	2	1				4	3
290-299	Diseases of the blood and blood-forming organs	8	6	2	1				1	2	4
290-293	Anemias	6	5	1	1					1	4
	Residual (294-299)	2	1	1					1	1	
300-326	Mental, psychoneurotic and personality disorders										
330-398	Diseases of the nervous system and sense organs	121	53	68		1		1	2	28	89
330-334	Vascular lesions affecting central nervous system	112	47	65					1	25	86
340	Nonmeningococcal meningitis	1	1					1			
	Residual (341-345, 350-357, 360-369, 370-389, 390-398)	8	5	3		1			1	3	3
400-468	Diseases of the circulatory system	705	392	313					34	167	504
400-402	Rheumatic fever	1		1						1	
410-416	Chronic rheumatic heart disease	19	7	12					6	9	4
420-422	Arteriosclerotic and degenerative heart disease	547	317	230					23	134	390
430-434	Other diseases of heart	23	9	14					2	4	17
440-443	Hypertension with heart disease	69	35	34					2	11	56
444-447	Hypertension without mention of heart	4	2	2						1	3
	Residual (450-456, 460-468)	42	22	20					1	7	34
470-527	Diseases of the respiratory system	54	32	22	6	2	7		2	9	28
480-483	Influenza	3	1	2						1	2
490-493	Pneumonia	31	16	15	5	2	4			6	14
500-502	Bronchitis	6	5	1	1		1			1	3
	Residual (470-475, 510-527)	14	10	4			2		2	1	9
530-587	Diseases of the digestive system	48	22	26	1		1	1	3	17	25
540, 541	Ulcer of stomach and duodenum	9	4	5						6	3
550-553	Appendicitis	5	2	3						3	2
560, 561, 570	Intestinal obstruction and hernia	6	5	1	1		1	1	1		3
543, 571, 572	Gastritis, duodenitis, enteritis and colitis, except diarrhea of newborn	10	1	9			1		1		8
581	Cirrhosis of liver	12	7	5						6	6
	Residual (530-539, 542, 544, 545, 573-578, 580, 582-587)	6	3	3					1	2	3
590-637	Diseases of the genito-urinary system	20	11	9		1			1	6	12
590-594	Nephritis and nephrosis	10	6	4		1			1	3	5
610	Hyperplasia of prostate	1	1								1
	Residual (600-609, 611-617, 620-626, 630-637)	9	4	5						3	6
640-689	Pregnancy, childbirth and the puerperium	2		2				1	1		
690-716	Diseases of the skin and cellular tissue	1		1							1
720-749	Diseases of the bones and organs of movement	1		1				1			
750-759	Congenital malformations	18	12	6	16	1			1		
760-776	Certain diseases of early infancy	44	28	16	44						
760-762	Birth injuries, postnatal asphyxia and atelectasis	19	10	9	19						
763-768	Infections of the newborn	3	2	1	3						
769-776	Other diseases peculiar to early infancy and immaturity unqualified	22	16	6	22						
780-795	Symptoms, senility and ill-defined conditions	5	4	1		1				1	3
E800-E999	Accidents, poisonings and violence	89	55	34	5	3	10	12	16	21	22
E810-E835	Motor vehicle accidents	43	22	21	1		5	7	10	11	9
	All other accidents except falls (E800-E802, E840-E895, E910-E962)	20	15	5	4	2	5	2	2	3	2
E900-E904	Falls	11	8	3		1		2			8
E963, E970-E979	Suicide	10	6	4					1	6	3
E964, E980-E983	Homicide	5	4	1				1	3	1	
E965, E984-E999	Police intervention, execution and operations of war										

TABLE 51

DEATHS BY CAUSE GROUPS BY SEX AND AGE GROUPS

HUDSON COUNTY: 1963

INTERNATIONAL LIST NO. (7th Revision)	CAUSE OF DEATH	TOTAL	MALE	FEMALE	AGE GROUP BY YEARS						
					1-4	5-14	15-24	25-44	45-64	65+	
001-E999	ALL CAUSES	7529	4244	3285	283	42	33	75	417	2237	4442
001-138	Infective and parasitic diseases	85	60	25	1	4	2	5	12	30	31
001-008	Tuberculosis of respiratory system	48	35	13				2	8	21	17
010-019	Tuberculosis, other forms	4	3	1						3	1
020-029	Syphilis and its sequelae	5	4	1							5
040	Typhoid fever										
043	Cholera										
045-048	Dysentery, all forms										
050, 051	Scarlet fever and streptococcal sore throat										
055	Diphtheria	2	1	1			1	1			
056	Whooping cough										
057	Meningococcal infections	5	3	2		3			2		
058	Plague										
080	Acute poliomyelitis										
084	Smallpox										
085	Measles										
100-108	Typhus and other rickettsial diseases										
110-117	Malaria										
	Residual (030-039, 041, 042, 044, 049, 052-054, 057-074, 081-083, 086-096, 120-138)	21	14	7	1	1	1	2	2	6	8
140-239	Neoplasms	1388	755	633	2	6	3	4	77	585	711
140-205	Malignant neoplasms	1372	748	624	1	6	3	4	75	577	706
210-239	Benign and unspecified neoplasms	16	7	9	1				2	8	5
240-289	Allergic, endocrine system, metabolic and nutritional diseases	206	82	124		2	1	5	14	55	129
260	Diabetes mellitus	166	62	104				3	9	37	117
	Residual (240-245, 250-254, 270-277, 280-289)	40	20	20		2	1	2	5	18	12
290-299	Diseases of the blood and blood-forming organs	18	11	7		1		2	1	3	11
290-293	Anemias	13	7	6		1		2		1	9
	Residual (294-299)	5	4	1					1	2	2
300-326	Mental, psychoneurotic and personality disorders	8	5	3		1			4	2	1
330-398	Diseases of the nervous system and sense organs	609	300	309	3	4	3	3	24	128	444
330-334	Vascular lesions affecting central nervous system	568	276	292		2	1	2	13	122	428
340	Nonmeningococcal meningitis	5	4	1	3	1			1		
	Residual (341-345, 350-357, 360-369, 370-389, 390-398)	36	20	16		1	2	1	10	6	16
400-468	Diseases of the circulatory system	3727	2088	1639	1		1	3	136	1036	2550
400-402	Rheumatic fever	4		4				1			3
410-416	Chronic rheumatic heart disease	87	37	50				1	16	52	18
420-422	Arteriosclerotic and degenerative heart disease	3190	1833	1357				1	101	881	2207
430-434	Other diseases of heart	87	47	40	1			1	7	20	58
440-443	Hypertension with heart disease	176	75	101					3	47	126
444-447	Hypertension without mention of heart	33	19	14					5	11	17
	Residual (450-456, 460-468)	150	77	73					4	22	124
470-527	Diseases of the respiratory system	387	256	131	28	7	3	5	20	84	240
480-483	Influenza	7	5	2	2				2		3
490-493	Pneumonia	281	166	115	24	3	3	4	13	51	183
500-502	Bronchitis	24	21	3		1			1	7	15
	Residual (470-475, 510-527)	75	64	11	2	3		1	4	26	39
530-587	Diseases of the digestive system	365	227	138	3	3		1	45	164	149
540, 541	Ulcer of stomach and duodenum	67	50	17					1	24	42
550-553	Appendicitis	8	3	5		1			2	2	3
560, 561, 570	Intestinal obstruction and hernia	36	12	24		1			1	14	20
543, 571, 572	Gastritis, duodenitis, enteritis and colitis, except diarrhea of newborn	23	13	10	3	1			3	9	7
581	Cirrhosis of liver	183	121	62				1	31	104	47
	Residual (530-539, 542, 544, 545, 573-578, 580, 582-587)	48	28	20					7	11	30
590-637	Diseases of the genito-urinary system	117	79	38		1			5	30	81
590-594	Nephritis and nephrosis	41	25	16					4	15	22
610	Hyperplasia of prostate	19	19								19
	Residual (600-609, 611-617, 620-626, 630-637)	57	35	22		1			1	15	40
640-689	Pregnancy, childbirth and the puerperium	1		1					1		
690-716	Diseases of the skin and cellular tissue	13	5	8		1			1	6	4
720-749	Diseases of the bones and organs of movement	11	5	6						1	5
750-759	Congenital malformations	61	33	28	40	3	5	3	5	4	1
760-776	Certain diseases of early infancy	196	104	92	196						
760-762	Birth injuries, postnatal asphyxia and atelectasis	51	34	17	51						
763-768	Infections of the newborn	15	11	4	15						
769-776	Other diseases peculiar to early infancy and immaturity unqualified	130	59	71	130						
780-795	Symptoms, senility and ill-defined conditions	35	26	9	5			2	6	10	12
E800-E999	Accidents, poisonings and violence	302	208	94	4	9	15	40	66	95	73
E810-E835	Motor vehicle accidents	80	59	21	1	3	9	17	16	23	11
	All other accidents except falls (E800-E802, E840-E895, E910-E925)	71	51	20	3	2	3	12	20	14	17
E900-E904	Falls	70	44	26		4	2	2	5	22	35
E963, E970-E979	Suicide	60	37	23				4	16	31	9
E964, E980-E983	Homicide	21	17	4				1	5	9	1
E965, E984-E999	Police intervention, execution and operations of war										

TABLE 52

DEATHS BY CAUSE GROUPS BY SEX AND AGE GROUPS

BAYONNE: 1963

INTERNATIONAL LIST NO. (7th Revision)	CAUSE OF DEATH	TOTAL	MALE	FEMALE	AGE GROUP BY YEARS						
					-1	1-4	5-14	15-24	25-44	45-64	65 +
001-E999	ALL CAUSES	820	445	375	32	7	1	6	42	229	503
001-138	Infective and parasitic diseases	4	2	2		1				2	1
001-008	Tuberculosis of respiratory system	2	1	1						1	1
010-019	Tuberculosis, other forms										
020-029	Syphilis and its sequelae										
040	Typhoid fever										
043	Cholera										
045-048	Dysentery, all forms										
050, 051	Scarlet fever and streptococcal sore throat										
055	Diphtheria										
056	Whooping cough										
057	Meningococcal infections	1		1		1					
058	Plague										
080	Acute poliomyelitis										
084	Smallpox										
085	Measles										
100-108	Typhus and other rickettsial diseases										
110-117	Malaria										
	Residual (030-039, 041, 042, 044, 049, 052-054, 057-074, 081-083, 086-096, 120-138)	1	1								1
140-239	Neoplasms	174	97	77		1	1		14	64	94
140-205	Malignant neoplasms	173	97	76		1	1		14	63	94
210-239	Benign and unspecified neoplasms	1		1							1
240-289	Allergic, endocrine system, metabolic and nutritional diseases	23	6	17					1	4	18
260	Diabetes mellitus	22	6	16					1	4	17
	Residual (240-245, 250-254, 270-277, 280-289)	1		1							1
290-299	Diseases of the blood and blood-forming organs	2	1	1		1					1
290-293	Anemias	2	1	1		1					1
	Residual (294-299)										
300-326	Mental, psychoneurotic and personality disorders	2	1	1					1	1	
330-398	Diseases of the nervous system and sense organs	51	27	24		1			1	10	39
330-334	Vascular lesions affecting central nervous system	47	25	22						9	38
340	Nonmeningococcal meningitis										
	Residual (341-345, 350-357, 360-369, 370-389, 390-398)	4	2	2		1			1	1	1
400-468	Diseases of the circulatory system	434	232	202					12	112	310
400-402	Rheumatic fever										
410-416	Chronic rheumatic heart disease	6	1	5					1	4	1
420-422	Arteriosclerotic and degenerative heart disease	386	210	176					9	98	279
430-434	Other diseases of heart	1	1						1		
440-443	Hypertension with heart disease	25	11	14						9	16
444-447	Hypertension without mention of heart	1	1							1	
	Residual (450-456, 460-468)	15	8	7					1		14
470-527	Diseases of the respiratory system	26	18	8	5			1	3	4	13
480-483	Influenza										
490-493	Pneumonia	21	14	7	5			1	1	4	10
500-502	Bronchitis	1	1								1
	Residual (470-475, 510-527)	4	3	1					2		2
530-587	Diseases of the digestive system	34	16	18		1		1	2	15	15
540, 541	Ulcer of stomach and duodenum	4	3	1						1	3
550-553	Appendicitis	1		1		1					
560, 561, 570	Intestinal obstruction and hernia	8	2	6						2	6
543, 571, 572	Gastritis, duodenitis, enteritis and colitis, except diarrhea of newborn	3	1	2						1	2
581	Cirrhosis of liver	15	9	6				1	2	11	1
	Residual (530-539, 542, 544, 545, 573-578, 580, 582-587)	3	1	2							3
590-637	Diseases of the genito-urinary system	9	6	3					1	2	6
590-594	Nephritis and nephrosis	1		1							1
610	Hyperplasia of prostate	3	3								3
	Residual (600-609, 611-617, 620-626, 630-637)	5	3	2					1	2	2
640-689	Pregnancy, childbirth and the puerperium										
690-716	Diseases of the skin and cellular tissue										
720-749	Diseases of the bones and organs of movement	2	1	1						1	1
750-759	Congenital malformations	7	2	5	5					2	
760-776	Certain diseases of early infancy	21	12	9	21						
760-762	Birth injuries, postnatal asphyxia and atelectasis	6	4	2	6						
763-768	Infections of the newborn	2	2		2						
769-776	Other diseases peculiar to early infancy and immaturity unqualified	13	6	7	13						
780-795	Symptoms, senility and ill-defined conditions	3	3							3	
E800-E999	Accidents, poisonings and violence	28	21	7	1	2		4	7	9	5
E810-E835	Motor vehicle accidents	7	5	2		1		2	2		2
	All other accidents except falls (E800-E802, E840-E895, E910-E962)	7	5	2	1	1			2	1	2
E900-E904	Falls	4	4					2		1	1
E963, E970-E979	Suicide	7	5	2					2	5	
E964, E980-E983	Homicide	3	2	1					1	2	
E965, E984-E999	Police intervention, execution and operations of war										

TABLE 53

DEATHS BY CAUSE GROUPS BY SEX AND AGE GROUPS

HOBOKEN, 1963

INTERNATIONAL LIST NO. (7th Revision)	CAUSE OF DEATH	TOTAL	MALE	FEMALE	AGE GROUP BY YEARS						
					-1	1-4	5-14	15-24	25-44	45-64	65+
001-E999	ALL CAUSES	598	377	221	18	7	3	4	32	174	360
001-138	Infective and parasitic diseases	13	7	6		1	1	1	2	5	3
001-008	Tuberculosis of respiratory system	8	6	2					1	5	2
010-019	Tuberculosis, other forms										
020-029	Syphilis and its sequelae	1		1							
040	Typhoid fever										1
043	Cholera										
045-048	Dysentery, all forms										
050, 051	Scarlet fever and streptococcal sore throat										
055	Diphtheria	2	1	1			1	1			
056	Whooping cough										
057	Meningococcal infections	1		1							
058	Plague								1		
080	Acute poliomyelitis										
084	Smallpox										
085	Measles										
100-108	Typhus and other rickettsial diseases										
110-117	Malaria										
	Residual (030-039, 041, 042, 044, 049, 052-054, 057-074, 081-083, 086-096, 120-138)	1		1							
140-239	Neoplasms	97	59	38		1					
140-205	Malignant neoplasms	96	58	38		1			2	40	54
210-239	Benign and unspecified neoplasms	1	1						2	40	53
240-289	Allergic, endocrine system, metabolic and nutritional diseases	13	7	6							1
260	Diabetes mellitus	10	6	4							9
	Residual (240-245, 250-254, 270-277, 280-289)	3	1	2							1
290-299	Diseases of the blood and blood-forming organs	3	1	2							3
290-293	Anemias	2	1	2							1
	Residual (294-299)	1	1								2
300-326	Mental, psychoneurotic and personality disorders										1
330-398	Diseases of the nervous system and sense organs	34	24	10					3	9	22
330-334	Vascular lesions affecting central nervous system	32	23	9							2
340	Nonmeningococcal meningitis								2	9	21
	Residual (341-345, 350-357, 360-369, 370-389, 390-398)	2	1	1							1
400-468	Diseases of the circulatory system	327	208	119					11	87	229
400-402	Rheumatic fever										
410-416	Chronic rheumatic heart disease	9	6	3							
420-422	Arteriosclerotic and degenerative heart disease	280	179	101					3	6	
430-434	Other diseases of heart	12	8	4					7	75	198
440-443	Hypertension with heart disease	13	5	8					1	1	10
444-447	Hypertension without mention of heart	2	1	1							2
	Residual (450-456, 460-468)	11	9	2							2
470-527	Diseases of the respiratory system	29	20	9	1	1		1	1	7	18
480-483	Influenza										
490-493	Pneumonia	23	14	9	1	1					
500-502	Bronchitis	1	1								
	Residual (470-475, 510-527)	5	5								1
530-587	Diseases of the digestive system	28	16	12	1	1		1		1	3
540, 541	Ulcer of stomach and duodenum	4	3	1					3	12	11
550-553	Appendicitis										3
560, 561, 570	Intestinal obstruction and hernia	3		3							
543, 571, 572	Gastritis, duodenitis, enteritis and colitis, except diarrhea of newborn	2	1	1	1	1				2	1
581	Cirrhosis of liver	15	11	4							
	Residual (530-539, 542, 544, 545, 573-578, 580, 582-587)	4	1	3					2	9	4
590-637	Diseases of the genito-urinary system	10	6	4					1		3
590-594	Nephritis and nephrosis	1		1							3
610	Hyperplasia of prostate	2	2								1
	Residual (600-609, 611-617, 620-626, 630-637)	7	4	3							2
640-689	Pregnancy, childbirth and the puerperium									3	4
690-716	Diseases of the skin and cellular tissue										
720-749	Diseases of the bones and organs of movement										
750-759	Congenital malformations	6	5	1	3	1	2				
760-776	Certain diseases of early infancy	12	7	5	12						
760-762	Birth injuries, postnatal asphyxia and atelectasis	3	2	1	3						
763-768	Infections of the newborn	2	1	1	2						
769-776	Other diseases peculiar to early infancy and immaturity unqualified	7	4	3	7						
780-795	Symptoms, senility and ill-defined conditions	1		1	1						
E800-E999	Accidents, poisonings and violence	25	17	8		2		2	10	6	5
E810-E835	Motor vehicle accidents	4	4								
	All other accidents except falls (E800-E802, E840-E895, E910-E962)	6	4	2		1		1	1	2	
E900-E904	Falls	6	3	3				1	4		
E963, E970-E979	Suicide	7	4	3		1					4
E964, E980-E983	Homicide	2	2							4	1
E965, E984-E999	Police intervention, execution and operations of war								2		

TABLE 54

DEATHS BY CAUSE GROUPS BY SEX AND AGE GROUPS

JERSEY CITY: 1963

INTERNATIONAL LIST NO. (7th Revision)	CAUSE OF DEATH	TOTAL	MALE	FEMALE	AGE GROUP BY YEARS							
					-1	1-4	5-14	15-24	25-44	45-64	65+	
001-E999	ALL CAUSES	3532	1962	1570	156	22	14	44	239	1058	1999	
001-138	Infective and parasitic diseases	53	40	13	1	2		3	8	18	21	
001-008	Tuberculosis of respiratory system	32	24	8				1	6	12	13	
010-019	Tuberculosis, other forms	4	3	1						3	1	
020-029	Syphilis and its sequelae	2	2								2	
040	Typhoid fever											
043	Cholera											
045-048	Dysentery, all forms											
050, 051	Scarlet fever and streptococcal sore throat											
055	Diphtheria											
056	Whooping cough											
057	Meningococcal infections	3	3			2			1			
058	Plague											
080	Acute poliomyelitis											
084	Smallpox											
085	Measles											
100-108	Typhus and other rickettsial diseases											
110-117	Malaria											
	Residual (030-039, 041, 042, 044, 049, 052-054, 059-074, 081-083, 086-096, 120-138)	12	8	4	1			2	1	3	5	
140-239	Neoplasms	633	337	296			3	1	2	39	277	
140-205	Malignant neoplasms	624	332	292			3	1	2	38	272	
210-239	Benign and unspecified neoplasms	9	5	4						1	5	
240-289	Allergic, endocrine system, metabolic and nutritional diseases	98	38	60						1	5	
260	Diabetes mellitus	73	27	46						10	27	
	Residual (240-245, 250-254, 270-277, 280-289)	25	11	14						1	6	
290-299	Diseases of the blood and blood-forming organs	7	3	4						2	4	
290-293	Anemias	4	1	3							2	
	Residual (294-299)	3	2	1							1	
300-326	Mental, psychoneurotic and personality disorders	5	3	2							1	
330-398	Diseases of the nervous system and sense organs	304	135	169			1			3	1	
330-334	Vascular lesions affecting central nervous system	278	120	158						3	13	
340	Nonmeningococcal meningitis	4	3	1						2	6	
	Residual (341-345, 350-357, 360-369, 370-389, 390-398)	22	12	10							1	
400-468	Diseases of the circulatory system	1645	910	735			1		1	7	2	
400-402	Rheumatic fever	2		2							1	
410-416	Chronic rheumatic heart disease	39	13	26							1	
420-422	Arteriosclerotic and degenerative heart disease	1395	790	605						1	6	
430-434	Other diseases of heart	54	30	24						1	5	
440-443	Hypertension with heart disease	71	35	36						1	4	
444-447	Hypertension without mention of heart	17	10	7							1	
	Residual (450-456, 460-468)	67	32	35							3	
470-527	Diseases of the respiratory system	200	136	64			13	3	2	1	8	
480-483	Influenza	2	2								1	
490-493	Pneumonia	150	91	59			12	2	2	1	7	
500-502	Bronchitis	13	12	1							1	
	Residual (470-475, 510-527)	35	31	4			1				4	
530-587	Diseases of the digestive system	187	114	73			2			1	17	
540, 541	Ulcer of stomach and duodenum	31	22	9						34	81	
550-553	Appendicitis	3	2	1						1	10	
560, 561, 570	Intestinal obstruction and hernia	18	7	11							1	
543, 571, 572	Gastritis, duodenitis, enteritis and colitis, except diarrhea of newborn	11	5	6			2				1	
581	Cirrhosis of liver	96	64	32						23	52	
	Residual (530-539, 542, 544, 545, 573-578, 580, 582-587)	28	14	14							5	
590-637	Diseases of the genito-urinary system	69	45	24							8	
590-594	Nephritis and nephrosis	23	13	10						4	16	
610	Hyperplasia of prostate	10	10							4	8	
	Residual (600-609, 611-617, 620-626, 630-637)	36	22	14							10	
640-689	Pregnancy, childbirth and the puerperium	1		1							1	
690-716	Diseases of the skin and cellular tissue	13	5	8						1	1	
720-749	Diseases of the bones and organs of movement	5	1	4							6	
750-759	Congenital malformations	31	16	15							2	
760-776	Certain diseases of early infancy	107	54	53							1	
760-762	Birth injuries, postnatal asphyxia and atelectasis	20	12	8							20	
763-768	Infections of the newborn	8	6	2							8	
769-776	Other diseases peculiar to early infancy and immaturity unqualified	79	36	43							79	
780-795	Symptoms, senility and ill-defined conditions	20	15	5						1	5	
E800-E999	Accidents, poisonings and violence	154	110	44							4	
E810-E835	Motor vehicle accidents	43	32	11							3	
	All other accidents except falls (E800-E802, E840-E895, E910-E962)	42	32	10							2	
E900-E904	Falls	38	23	15							2	
E963, E970-E979	Suicide	17	12	5							2	
E964, E980-E983	Homicide	14	11	3							2	
E965, E984-E999	Police intervention, execution and operations of war										3	

TABLE 55

DEATHS BY CAUSE GROUPS BY SEX AND AGE GROUPS

UNION CITY: 1963

INTERNATIONAL LIST NO. (7th Revision)	CAUSE OF DEATH	TOTAL	MALE	FEMALE	AGE GROUP BY YEARS						
					-1	1-4	5-14	15-24	25-44	45-64	65+
001-E999	ALL CAUSES	6 25	3 28	2 97	25	1	1	6	27	181	3 84
001-138	Infective and parasitic diseases	6	5	1				1		2	3
001-008	Tuberculosis of respiratory system	2	2					1			1
010-019	Tuberculosis, other forms										
020-029	Syphilis and its sequelae										
040	Typhoid fever										
043	Cholera										
045-048	Dysentery, all forms										
050, 051	Scarlet fever and streptococcal sore throat										
055	Diphtheria										
056	Whooping cough										
057	Meningococcal infections										
058	Plague										
080	Acute poliomyelitis										
084	Smallpox										
085	Measles										
100-108	Typhus and other rickettsial diseases										
110-117	Malaria										
	Residual (030-039, 041, 042, 044, 049, 052-054, 059-074, 081-083, 086-096, 120-138)	4	3	1						2	2
140-239	Neoplasms	128	53	69					5	44	73
140-205	Malignant neoplasms	121	53	68					5	43	73
210-239	Benign and unspecified neoplasms	1		1							
240-289	Allergic, endocrine system, metabolic and nutritional diseases	19	8	11					1	8	10
260	Diabetes mellitus	16	5	11					1	7	8
	Residual (240-245, 250-254, 270-277, 280-289)	3	3							1	2
290-299	Diseases of the blood and blood-forming organs	2	2								
290-293	Anemias	2	2					1			1
	Residual (294-299)							1			1
300-326	Mental, psychoneurotic and personality disorders										
330-398	Diseases of the nervous system and sense organs	47	24	23					3	12	32
330-334	Vascular lesions affecting central nervous system	43	22	21						2	10
340	Nonmeningococcal meningitis										
	Residual (341-345, 350-357, 360-369, 370-389, 390-398)	4	2	2					1	2	1
400-468	Diseases of the circulatory system	300	159	141					7	78	215
400-402	Rheumatic fever	1		1							1
410-416	Chronic rheumatic heart disease	11	5	6							
420-422	Arteriosclerotic and degenerative heart disease	255	138	117					5	62	188
430-434	Other diseases of heart	6	1	5							
440-443	Hypertension with heart disease	13	5	8							
444-447	Hypertension without mention of heart	4	3	1							
	Residual (450-456, 460-468)	10	7	3						1	9
470-527	Diseases of the respiratory system	35	18	17	5	1		1	2	5	21
480-483	Influenza	2	2								
490-493	Pneumonia	25	9	16	4			1		3	17
500-502	Bronchitis	2	2								
	Residual (470-475, 510-527)	6	5	1	1	1				1	3
530-587	Diseases of the digestive system	32	25	7					1	16	15
540, 541	Ulcer of stomach and duodenum	8	8							4	4
550-553	Appendicitis	1		1						1	
560, 561, 570	Intestinal obstruction and hernia	1	1								
543, 571, 572	Gastritis, duodenitis, enteritis and colitis, except diarrhea of newborn										
581	Cirrhosis of liver	17	12	5						12	5
	Residual (530-539, 542, 544, 545, 573-578, 580, 582-587)	5	4	1							5
590-637	Diseases of the genito-urinary system	9	6	3						4	5
590-594	Nephritis and nephrosis	5	4	1						3	2
610	Hyperplasia of prostate										
	Residual (600-609, 611-617, 620-626, 630-637)	4	2	2						1	3
640-689	Pregnancy, childbirth and the puerperium										
690-716	Diseases of the skin and cellular tissue										
720-749	Diseases of the bones and organs of movement										
750-759	Congenital malformations	5	3	2	3			2			
760-776	Certain diseases of early infancy	17	5	12	17						
760-762	Birth injuries, postnatal asphyxia and atelectasis	4	2	2	4						
763-768	Infections of the newborn										
769-776	Other diseases peculiar to early infancy and immaturity unqualified	13	3	10	13						
780-795	Symptoms, senility and ill-defined conditions	3	2	1							
E800-E999	Accidents, poisonings and violence	28	18	10			1	1	8	10	8
E810-E835	Motor vehicle accidents	7	6	1						4	1
	All other accidents except falls (E800-E802, E840-E895, E910-E962)	2	1	1						1	1
E900-E904	Falls	8	7	1			1		1	4	2
E963, E970-E979	Suicide	10	3	7							
E964, E980-E983	Homicide	1	1					1	2	4	3
E965, E984-E999	Police intervention, execution and operations of war										1

TABLE 56

DEATHS BY CAUSE GROUPS BY SEX AND AGE GROUPS

HUNTERDON COUNTY: 1963

INTERNATIONAL LIST NO. (7th Revision)	CAUSE OF DEATH	TOTAL	MALE	FEMALE	AGE GROUP BY YEARS						
					-1	1-4	5-14	15-24	25-44	45-64	65+
001-E999	ALL CAUSES	624	342	282	28	5	3	15	34	147	392
001-138	Infective and parasitic diseases	8	5	3				1	2	1	4
001-008	Tuberculosis of respiratory system	5	4	1						1	4
010-019	Tuberculosis, other forms										
020-029	Syphilis and its sequelae										
040	Typhoid fever										
043	Cholera										
045-048	Dysentery, all forms										
050, 051	Scarlet fever and streptococcal sore throat										
055	Diphtheria										
056	Whooping cough										
057	Meningococcal infections										
058	Plague										
080	Acute poliomyelitis										
084	Smallpox										
085	Measles										
100-108	Typhus and other rickettsial diseases										
110-117	Malaria										
	Residual (030-039, 041, 042, 044, 049, 052-054, 057-074, 081-083, 086-076, 120-138)	3	1	2				1	2		
140-239	Neoplasms	109	57	52		1		1	8	42	57
140-205	Malignant neoplasms	109	57	52		1		1	8	42	57
210-239	Benign and unspecified neoplasms										
240-289	Allergic, endocrine system, metabolic and nutritional diseases	14	5	9		2			2	2	8
260	Diabetes mellitus	9	3	6					2	1	6
	Residual (240-245, 250-254, 270-277, 280-289)	5	2	3		2				1	2
290-299	Diseases of the blood and blood-forming organs										
290-293	Anemias										
	Residual (294-299)										
300-326	Mental, psychoneurotic and personality disorders										
330-398	Diseases of the nervous system and sense organs	67	31	36		1	1		3	5	57
330-334	Vascular lesions affecting central nervous system	63	30	33					2	4	57
340	Nonmeningococcal meningitis	1		1							1
	Residual (341-345, 350-357, 360-369, 370-389, 390-398)	3	1	2		1	1		1		
400-468	Diseases of the circulatory system	278	161	117					9	61	208
400-402	Rheumatic fever										
410-416	Chronic rheumatic heart disease	5	1	4					1	3	1
420-422	Arteriosclerotic and degenerative heart disease	226	143	83					8	51	167
430-434	Other diseases of heart	4	2	2						2	2
440-443	Hypertension with heart disease	24	4	20						3	21
444-447	Hypertension without mention of heart	1		1							1
	Residual (450-456, 460-468)	18	11	7						2	16
470-527	Diseases of the respiratory system	41	20	21	1				2	10	28
480-483	Influenza	1	1								1
490-493	Pneumonia	30	12	18	1					5	24
500-502	Bronchitis	3	2	1					2	1	
	Residual (470-475, 510-527)	7	5	2						4	3
530-587	Diseases of the digestive system	17	10	7					1	8	8
540, 541	Ulcer of stomach and duodenum	3	2	1						2	1
550-553	Appendicitis	1		1							1
560, 561, 570	Intestinal obstruction and hernia	3	3							2	1
543, 571, 572	Gastritis, duodenitis, enteritis and colitis, except diarrhea of newborn	2	1	1							2
581	Cirrhosis of liver	2	2							2	
	Residual (530-539, 542, 544, 545, 573-578, 580, 582-587)	6	2	4					1	2	3
590-637	Diseases of the genito-urinary system	10	6	4						3	7
590-594	Nephritis and nephrosis	4	3	1						1	3
610	Hyperplasia of prostate	1	1								1
	Residual (600-609, 611-617, 620-626, 630-637)	5	2	3						2	3
640-689	Pregnancy, childbirth and the puerperium										
690-716	Disease of the skin and cellular tissue										
720-749	Diseases of the bones and organs of movement	1	1					1			
750-759	Congenital malformations	5	3	2	3			1		1	
760-776	Certain diseases of early infancy	23	10	13	23						
760-762	Birth injuries, postnatal asphyxia and atelectasis	8	3	5	8						
763-768	Infections of the newborn	2		2	2						
769-776	Other diseases peculiar to early infancy and immaturity unqualified	13	7	6	13						
780-795	Symptoms, senility and ill-defined conditions										
E800-E999	Accidents, poisonings and violence	51	33	18	1	1	1	12	7	14	15
E810-E835	Motor vehicle accidents	21	13	8		1	1	7	2	6	4
	All other accidents except falls (E800-E802, E840-E895, E910-E962)	12	10	2	1			4	2	3	2
E900-E904	Falls	7	4	3							6
E963, E970-E979	Suicide	9	5	4				1	1	5	2
E964, E980-E983	Homicide	2	1	1					1		1
E965, E984-E999	Police intervention, execution and operations of war										

TABLE 57

DEATHS BY CAUSE GROUPS BY SEX AND AGE GROUPS

MERCER COUNTY: 1963

INTERNATIONAL LIST NO. (7th Revision)	CAUSE OF DEATH	TOTAL	MALE	FEMALE	AGE GROUP BY YEARS						
					-1	1-4	5-14	15-24	25-44	45-64	65+
001-E999	ALL CAUSES	2854	1558	1296	148	14	15	35	185	756	1701
001-138	Infective and parasitic diseases	34	25	9	1				10	11	12
001-008	Tuberculosis of respiratory system	22	17	5					5	7	10
010-019	Tuberculosis, other forms	2	1	1					1		1
020-029	Syphilis and its sequelae	2	2								
040	Typhoid fever									2	
043	Cholera										
045-048	Dysentery, all forms										
050, 051	Scarlet fever and streptococcal sore throat										
055	Diphtheria										
056	Whooping cough										
057	Meningococcal infections	1	1		1						
058	Plague										
080	Acute poliomyelitis										
084	Smallpox										
085	Measles										
100-108	Typhus and other rickettsial diseases										
110-117	Malaria										
	Residual (030-039, 041, 042, 044, 049, 052-054, 059-074, 081-083, 086-096, 120-138)	7	4	3					4	2	1
140-239	Neoplasms	529	277	252							
140-205	Malignant neoplasms	522	272	250		3	4	5	37	189	291
210-239	Benign and unspecified neoplasms	7	5	2					4	2	
240-289	Allergic, endocrine system, metabolic and nutritional diseases	70	24	46				1		4	2
260	Diabetes mellitus	61	19	42			1		6	21	42
	Residual (240-245, 250-254, 270-277, 280-289)	9	5	4					3	17	41
290-299	Diseases of the blood and blood-forming organs	10	5	5			1		3	4	1
290-293	Anemias	7	4	3					3	2	5
	Residual (294-299)	3	1	2					2	1	4
300-326	Mental, psychoneurotic and personality disorders	5	3	2					1	1	1
330-398	Diseases of the nervous system and sense organs	228	97	131	1			1	1	2	1
330-334	Vascular lesions affecting central nervous system	213	89	124	1			1	9	33	184
340	Nonmeningococcal meningitis	4	2	2					8	28	176
	Residual (341-345, 350-357, 360-369, 370-389, 390-398)	11	6	5						1	3
400-468	Diseases of the circulatory system	1310	739	571	1		2		1	4	5
400-402	Rheumatic fever	1		1					38	341	928
410-416	Chronic rheumatic heart disease	34	16	18						1	
420-422	Arteriosclerotic and degenerative heart disease	996	577	419					3	26	5
430-434	Other diseases of heart	25	18	7	1		1		27	254	715
440-443	Hypertension with heart disease	118	61	57					1	5	17
444-447	Hypertension without mention of heart	16	8	8					3	36	79
	Residual (450-456, 460-468)	120	59	61			1		4	16	99
470-527	Diseases of the respiratory system	174	103	71	10	1	2	3	14	37	107
480-483	Influenza	2		2			1				
490-493	Pneumonia	130	70	60	9	1	1	3	12	21	83
500-502	Bronchitis	4	4						1	1	2
	Residual (470-475, 510-527)	38	29	9	1				1	14	22
530-587	Diseases of the digestive system	125	71	54	2			2	13	54	54
540, 541	Ulcer of stomach and duodenum	16	13	3					1	5	10
550-553	Appendicitis	2	2								
560, 561, 570	Intestinal obstruction and hernia	15	6	9				1		1	
543, 571, 572	Gastritis, duodenitis, enteritis and colitis, except diarrhea of newborn	23	12	11	2				1	10	10
581	Cirrhosis of liver	52	32	20					7	28	17
	Residual (530-539, 542, 544, 545, 573-578, 580, 582-587)	17	6	11				1	3	5	8
590-637	Diseases of the genito-urinary system	57	35	22			1		11	18	27
590-594	Nephritis and nephrosis	23	14	9			1		6	10	6
610	Hyperplasia of prostate	7	7							3	4
	Residual (600-609, 611-617, 620-626, 630-637)	27	14	13					5	5	17
640-689	Pregnancy, childbirth and the puerperium	1		1				1			
690-716	Diseases of the skin and cellular tissue	3	1	2						2	1
720-749	Diseases of the bones and organs of movement	9	3	6							
750-759	Congenital malformations	37	12	25	27	2	2	2	1	1	2
760-776	Certain diseases of early infancy	106	58	48	105	1					
760-762	Birth injuries, postnatal asphyxia and atelectasis	48	28	20	48						
763-768	Infections of the newborn	6	2	4	6						
769-776	Other diseases peculiar to early infancy and immaturity unqualified	52	28	24	51	1					
780-795	Symptoms, senility and ill-defined conditions	7	5	2							
E800-E999	Accidents, poisonings and violence	149	100	49	1	7	3	20	40	38	40
E810-E835	Motor vehicle accidents	55	40	15		1	1	13	16	14	10
	All other accidents except falls (E800-E802, E840-E895, E910-E962)	51	37	14	1	5	2	6	13	15	9
E900-E904	Falls	27	15	12		1			4	4	18
E963, E970-E979	Suicide	15	8	7					7	5	3
E964, E980-E983	Homicide	1		1				1			
E965, E984-E999	Police intervention, execution and operations of war										

TABLE 58

DEATHS BY CAUSE GROUPS BY SEX AND AGE GROUPS

HAMILTON TOWNSHIP: 1963

INTERNATIONAL LIST NO. (7th Revision)	CAUSE OF DEATH	TOTAL	MALE	FEMALE	AGE GROUP BY YEARS						
					1-4	5-14	15-24	25-44	45-64	65+	
001-E999	ALL CAUSES	591	336	255	30	1	3	9	49	158	341
001-138	Infective and parasitic diseases	4	2	2					1	2	1
001-008	Tuberculosis of respiratory system	2	1	1					1	1	
010-019	Tuberculosis, other forms										
020-029	Syphilis and its sequelae										
040	Typhoid fever										
043	Cholera										
045-048	Dysentery, all forms										
050, 051	Scarlet fever and streptococcal sore throat										
055	Diphtheria										
056	Whooping cough										
057	Meningococcal infections										
058	Plague										
080	Acute poliomyelitis										
084	Smallpox										
085	Measles										
100-108	Typhus and other rickettsial diseases										
110-117	Malaria										
	Residual (030-039, 041, 042, 044, 049, 052-054, 057-074, 081-083, 086-096, 120-138)	2	1	1						1	1
140-239	Neoplasms	135	75	60			2	1	14	43	75
140-205	Malignant neoplasms	134	74	60			2	1	14	43	74
210-239	Benign and unspecified neoplasms	1	1								1
240-289	Allergic, endocrine system, metabolic and nutritional diseases	19	5	14			1		1	5	12
260	Diabetes mellitus	16	4	12					1	3	12
	Residual (240-245, 250-254, 270-277, 280-289)	3	1	2			1				
290-299	Diseases of the blood and blood-forming organs										
290-293	Anemias										
	Residual (294-299)										
300-326	Mental, psychoneurotic and personality disorders										
330-398	Diseases of the nervous system and sense organs	46	19	27				1	1	7	37
330-334	Vascular lesions affecting central nervous system	43	17	26					1	6	36
340	Nonmeningococcal meningitis										
	Residual (341-345, 350-357, 360-369, 370-389, 390-398)	3	2	1				1		1	1
400-468	Diseases of the circulatory system	256	154	102							
400-402	Rheumatic fever										
410-416	Chronic rheumatic heart disease	9	2	7							
420-422	Arteriosclerotic and degenerative heart disease	208	131	77					1	6	2
430-434	Other diseases of heart	3	2	1							
440-443	Hypertension with heart disease	17	7	10							
444-447	Hypertension without mention of heart	3	3								
	Residual (450-456, 460-468)	16	9	7							
470-527	Diseases of the respiratory system	30	18	12					2	10	18
480-483	Influenza										
490-493	Pneumonia	18	8	10					2	3	13
500-502	Bronchitis										
	Residual (470-475, 510-527)	12	10	2						7	5
530-587	Diseases of the digestive system	23	15	8					3	10	10
540, 541	Ulcer of stomach and duodenum	7	7						1	3	3
550-553	Appendicitis										
560, 561, 570	Intestinal obstruction and hernia	2	1	1						1	1
543, 571, 572	Gastritis, duodenitis, enteritis and colitis, except diarrhea of newborn	4	3	1						3	1
581	Cirrhosis of liver	4	2	2					1	1	2
	Residual (530-539, 542, 544, 545, 573-578, 580, 582-587)	6	2	4					1	2	3
590-637	Diseases of the genito-urinary system	13	9	4					5	3	5
590-594	Nephritis and nephrosis	6	4	2					3	1	2
610	Hyperplasia of prostate	1	1								
	Residual (600-609, 611-617, 620-626, 630-637)	6	4	2					2	1	3
640-689	Pregnancy, childbirth and the puerperium										
690-716	Diseases of the skin and cellular tissue										
720-749	Diseases of the bones and organs of movement	4	1	3						3	1
750-759	Congenital malformations	10	3	7	7			1	1		1
760-776	Certain diseases of early infancy	24	17	7	23	1					
760-762	Birth injuries, postnatal asphyxia and atelectasis	12	9	3	12						
763-768	Infections of the newborn	1		1	1						
769-776	Other diseases peculiar to early infancy and immaturity unqualified	11	8	3	10	1					
780-795	Symptoms, senility and ill-defined conditions										
E800-E999	Accidents, poisonings and violence	27	18	9				6	9	2	10
E810-E835	Motor vehicle accidents	15	11	4				6	5	2	2
	All other accidents except falls (E800-E802, E840-E895, E910-E965)	4	3	1					1		3
E900-E904	Falls	5	2	3							
E963, E970-E979	Suicide	3	2	1					1		4
E964, E980-E983	Homicide								2		1
E965, E984-E999	Police intervention, execution and operations of war										

TABLE 59

DEATHS BY CAUSE GROUPS BY SEX AND AGE GROUPS

TRENTON: 1963

INTERNATIONAL LIST NO. (7th Revision)	CAUSE OF DEATH	TOTAL	MALE	FEMALE	AGE GROUP BY YEARS							
					-1	1-4	5-14	15-24	25-44	45-64	65+	
001-E999	ALL CAUSES	1 550	857	693	84	5	8	16	90	413	934	
001-138	Infective and parasitic diseases	22	18	4	1					8	7	
001-008	Tuberculosis of respiratory system	15	13	2						4	5	
010-019	Tuberculosis, other forms	1		1						1		
020-029	Syphilis and its sequelae	1	1								1	
040	Typhoid fever											
043	Cholera											
045-048	Dysentery, all forms											
050, 051	Scarlet fever and streptococcal sore throat											
055	Diphtheria											
056	Whooping cough											
057	Meningococcal infections	1	1		1							
058	Plague											
080	Acute poliomyelitis											
084	Smallpox											
085	Measles											
100-108	Typhus and other rickettsial diseases											
110-117	Malaria											
	Residual (030-039, 041, 042, 044, 049, 052-054, 059-074, 081-083, 086-096, 120-138)	4	3	1					3	1		
140-239	Neoplasms	257	143	114								
140-205	Malignant neoplasms	254	142	112		1	1	2	10	99	144	
210-239	Benign and unspecified neoplasms	3	1	2						3		
240-289	Allergic, endocrine system, metabolic and nutritional diseases	38	15	23						4	12	
260	Diabetes mellitus	32	11	21						1	10	
	Residual (240-245, 250-254, 270-277, 280-289)	6	4	2						3	2	
290-299	Diseases of the blood and blood-forming organs	6	3	3						3	3	
290-293	Anemias	5	3	2						2	3	
	Residual (294-299)	1		1						1		
300-326	Mental, psychoneurotic and personality disorders	4	3	1				1	1	1	1	
330-398	Diseases of the nervous system and sense organs	133	61	72	1				8	15	109	
330-334	Vascular lesions affecting central nervous system	125	58	67	1					7	13	
340	Nonmeningococcal meningitis	2		2								
	Residual (341-345, 350-357, 360-369, 370-389, 390-398)	6	3	3						1	2	
400-468	Diseases of the circulatory system	724	402	322			1			13	190	
400-402	Rheumatic fever	1		1							1	
410-416	Chronic rheumatic heart disease	12	5	7							11	
420-422	Arteriosclerotic and degenerative heart disease	531	306	225						7	138	
430-434	Other diseases of heart	15	9	6			1				3	
440-443	Hypertension with heart disease	78	41	37						3	25	
444-447	Hypertension without mention of heart	11	5	6							1	
	Residual (450-456, 460-468)	76	36	40						2	11	
470-527	Diseases of the respiratory system	109	65	44	9		2	3	10	22	63	
480-483	Influenza	2		2			1				1	
490-493	Pneumonia	84	47	37	8		1	3	8	16	48	
500-502	Bronchitis	2	2							1	1	
	Residual (470-475, 510-527)	21	16	5	1				1	5	14	
530-587	Diseases of the digestive system	70	39	31	1			1	8	32	28	
540, 541	Ulcer of stomach and duodenum	7	4	3							5	
550-553	Appendicitis	1	1								1	
560, 561, 570	Intestinal obstruction and hernia	8	4	4					1	2	5	
543, 571, 572	Gastritis, duodenitis, enteritis and colitis, except diarrhea of newborn	12	6	6	1						5	
581	Cirrhosis of liver	33	21	12						5	19	
	Residual (530-539, 542, 544, 545, 573-578, 580, 582-587)	9	3	6				1	2	3	3	
590-637	Diseases of the genito-urinary system	29	17	12					5	12	12	
590-594	Nephritis and nephrosis	12	7	5					3	8	1	
610	Hyperplasia of prostate	5	5								3	
	Residual (600-609, 611-617, 620-626, 630-637)	12	5	7						2	8	
640-689	Pregnancy, childbirth and the puerperium	1		1				1				
690-716	Diseases of the skin and cellular tissue	2	1	1							1	
720-749	Diseases of the bones and organs of movement	4	1	3						2	2	
750-759	Congenital malformations	17	5	12	12		2	1		1	1	
760-776	Certain diseases of early infancy	59	30	29	59							
760-762	Birth injuries, postnatal asphyxia and atelectasis	25	14	11	25							
763-768	Infections of the newborn	3	1	2	3							
769-776	Other diseases peculiar to early infancy and immaturity unqualified	31	15	16	31							
780-795	Symptoms, senility and ill-defined conditions	5	3	2							5	
E800-E999	Accidents, poisonings and violence	70	51	19	1	4	2	7	19	19	18	
E810-E835	Motor vehicle accidents	19	14	5				2	6	5	6	
	All other accidents except falls (E800-E802, E840-E895, E910-E962)	35	28	7	1	4	2	4	9	12	3	
E900-E904	Falls	13	7	6						1	9	
E963, E970-E979	Suicide	2	2							1	1	
E964, E980-E983	Homicide	1		1				1				
E965, E984-E999	Police intervention, execution and operations of war											

TABLE 60

DEATHS BY CAUSE GROUPS BY SEX AND AGE GROUPS

MIDDLESEX COUNTY: 1963

INTERNATIONAL LIST NO. (7th Revision)	CAUSE OF DEATH	TOTAL	MALE	FEMALE	AGE GROUP BY YEARS						
					1-4	5-14	15-24	25-44	45-64	65+	
001-E999	ALL CAUSES	3510	1966	1544	219	36	29	47	275	945	1959
001-138	Infective and parasitic diseases	28	18	10					6	9	13
001-008	Tuberculosis of respiratory system	18	12	6					3	6	9
010-019	Tuberculosis, other forms	1	1								1
020-029	Syphilis and its sequelae										
040	Typhoid fever										
043	Cholera										
045-048	Dysentery, all forms										
050, 051	Scarlet fever and streptococcal sore throat										
055	Diphtheria										
056	Whooping cough										
057	Meningococcal infections										
058	Plague										
080	Acute poliomyelitis										
084	Smallpox										
085	Measles										
100-108	Typhus and other rickettsial diseases										
110-117	Malaria										
	Residual (030-039, 041, 042, 044, 049, 052-054, 056-074, 081-083, 086-096, 120-138)	9	5	4					3	3	3
140-239	Neoplasms	705	400	305	1	6	9	3	78	265	343
140-205	Malignant neoplasms	696	396	300	1	6	8	3	76	261	341
210-239	Benign and unspecified neoplasms	9	4	5			1		2	4	2
240-289	Allergic, endocrine system, metabolic and nutritional diseases	120	43	77		1			10	32	77
260	Diabetes mellitus	101	33	68					9	25	67
	Residual (240-245, 250-254, 270-277, 280-289)	19	10	9		1			1	7	10
290-299	Diseases of the blood and blood-forming organs	13	9	4	1	1				5	6
290-293	Anemias	8	4	4		1				3	4
	Residual (294-299)	5	5		1					2	2
300-326	Mental, psychoneurotic and personality disorders	8	7	1				1	5	2	
330-398	Diseases of the nervous system and sense organs	344	164	180	2	1	1	3	19	58	260
330-334	Vascular lesions affecting central nervous system	324	153	171				1	1	15	50
340	Nonmeningococcal meningitis	5	4	1	1				2	1	1
	Residual (341-345, 350-357, 360-369, 370-389, 390-398)	15	7	8	1	1		2	2	7	2
400-468	Diseases of the circulatory system	1497	816	681		1		3	60	404	1029
400-402	Rheumatic fever										
410-416	Chronic rheumatic heart disease	38	17	21					9	26	3
420-422	Arteriosclerotic and degenerative heart disease	1256	712	544				1	50	326	879
430-434	Other diseases of heart	23	12	11				1	1	6	15
440-443	Hypertension with heart disease	90	27	63						22	68
444-447	Hypertension without mention of heart	13	7	6				1		2	10
	Residual (450-456, 460-468)	77	41	36		1				22	54
470-527	Diseases of the respiratory system	180	129	51	24	9		5	9	35	98
480-483	Influenza	9	5	4	2				1	1	5
490-493	Pneumonia	107	69	38	19	8		3	3	17	57
500-502	Bronchitis	11	8	3	1				1	1	8
	Residual (470-475, 510-527)	53	47	6	2	1		2	4	16	28
530-587	Diseases of the digestive system	154	92	62	5	2	1		20	73	53
540, 541	Ulcer of stomach and duodenum	24	17	7					4	11	9
550-553	Appendicitis	3	2	1		1				1	1
560, 561, 570	Intestinal obstruction and hernia	14	6	8	1				2	3	8
543, 571, 572	Gastritis, duodenitis, enteritis and colitis, except diarrhea of newborn	16	7	9	3	1				3	9
581	Cirrhosis of liver	69	44	25			1		11	46	11
	Residual (530-539, 542, 544, 545, 573-578, 580, 582-587)	28	16	12	1				3	9	15
590-637	Diseases of the genito-urinary system	58	33	25			2	2	7	14	33
590-594	Nephritis and nephrosis	31	14	17			2	2	6	9	12
610	Hyperplasia of prostate	11	11							1	10
	Residual (600-609, 611-617, 620-626, 630-637)	16	8	8					1	4	11
640-689	Pregnancy, childbirth and the puerperium	3		3					3		
690-716	Diseases of the skin and cellular tissue	5	3	2	1	1		1		2	
720-749	Diseases of the bones and organs of movement	3	2	1					1		2
750-759	Congenital malformations	50	30	20	39	5	1	1	3		1
760-776	Certain diseases of early infancy	139	88	51	139						
760-762	Birth injuries, postnatal asphyxia and atelectasis	51	31	20	51						
763-768	Infections of the newborn	8	5	3	8						
769-776	Other diseases peculiar to early infancy and immaturity unqualified	80	52	28	80						
780-795	Symptoms, senility and ill-defined conditions	12	4	8				1	2	3	6
E800-E999	Accidents, poisonings and violence	191	128	63	7	9	15	27	52	43	38
E810-E835	Motor vehicle accidents	64	46	18		2	8	16	20	9	9
	All other accidents except falls (E800-E802, E840-E895, E910-E962)	49	37	12	6	5	6	4	15	7	6
E900-E904	Falls	28	15	13	1	2	1	1	2	7	14
E963, E970-E979	Suicide	42	24	18				6	13	15	8
E964, E980-E983	Homicide	8	6	2					2	5	1
E965, E984-E999	Police intervention, execution and operations of war										

TABLE 61

DEATHS BY CAUSE GROUPS BY SEX AND AGE GROUPS WOODBRIDGE TOWNSHIP: 1963

INTERNATIONAL LIST NO. (7th Revision)	CAUSE OF DEATH	TOTAL	MALE	FEMALE	AGE GROUP BY YEARS						
					-1	1-4	5-14	15-24	25-44	45-64	65+
001-E999	ALL CAUSES	473	267	206	35	6	1	5	48	129	249
001-138	Infective and parasitic diseases	4	4						1	2	1
001-008	Tuberculosis of respiratory system	3	3							2	1
010-019	Tuberculosis, other forms									2	1
020-029	Syphilis and its sequelae										
040	Typhoid fever										
043	Cholera										
045-048	Dysentery, all forms										
050, 051	Scarlet fever and streptococcal sore throat										
055	Diphtheria										
056	Whooping cough										
057	Meningococcal infections										
058	Plague										
080	Acute poliomyelitis										
084	Smallpox										
085	Measles										
100-108	Typhus and other rickettsial diseases										
110-117	Malaria										
	Residual (030-039, 041, 042, 044, 049, 052-054, 059-074, 081-083, 086-096, 120-138)	1	1						1		
140-239	Neoplasms	92	58	34					7	37	46
140-205	Malignant neoplasms	90	57	33			1	1	7	37	46
210-239	Benign and unspecified neoplasms	2	1	1							
240-289	Allergic, endocrine system, metabolic and nutritional diseases	15	4	11					1	5	9
260	Diabetes mellitus	12	3	9					1	3	8
	Residual (240-245, 250-254, 270-277, 280-289)	3	1	2						2	1
290-299	Diseases of the blood and blood-forming organs	2	2								2
290-293	Anemias	1	1								1
	Residual (294-299)	1	1								1
300-326	Mental, psychoneurotic and personality disorders	41	17	24					4	7	30
330-398	Diseases of the nervous system and sense organs	40	16	24					4	6	30
330-334	Vascular lesions affecting central nervous system								4	6	30
340	Nonmeningococcal meningitis										
	Residual (341-345, 350-357, 360-369, 370-389, 390-398)	1	1							1	
400-468	Diseases of the circulatory system	206	119	87			1		16	59	130
400-402	Rheumatic fever	7	3	4							
410-416	Chronic rheumatic heart disease								3	4	
420-422	Arteriosclerotic and degenerative heart disease	168	97	69					12	47	107
430-434	Other diseases of heart	3	3						1	1	1
440-443	Hypertension with heart disease	16	4	12						1	15
444-447	Hypertension without mention of heart	1	1								1
	Residual (450-456, 460-468)	13	11	2			1			6	6
470-527	Diseases of the respiratory system	20	15	5	4	1		2		3	10
480-483	Influenza	2	1	1	1						1
490-493	Pneumonia	13	10	3	3	1		2		2	5
500-502	Bronchitis	1		1							1
	Residual (470-475, 510-527)	4	4								3
530-587	Diseases of the digestive system	26	13	13	1				8	8	9
540, 541	Ulcer of stomach and duodenum	3	1	2					1	1	1
550-553	Appendicitis										
560, 561, 570	Intestinal obstruction and hernia	3	1	2					1		2
543, 571, 572	Gastritis, duodenitis, enteritis and colitis, except diarrhea of newborn										
581	Cirrhosis of liver	13	5	8					4	6	3
	Residual (530-539, 542, 544, 545, 573-578, 580, 582-587)	7	6	1	1				2	1	3
590-637	Diseases of the genito-urinary system	12	7	5					2	2	8
590-594	Nephritis and nephrosis	7	3	4					1	1	5
610	Hyperplasia of prostate	3	3								2
	Residual (600-609, 611-617, 620-626, 630-637)	2	1	1					1		1
640-689	Pregnancy, childbirth and the puerperium										
690-716	Diseases of the skin and cellular tissue										
720-749	Diseases of the bones and organs of movement										
750-759	Congenital malformations	10	6	4	7	2			1		
760-776	Certain diseases of early infancy	21	9	12	21						
760-762	Birth injuries, postnatal asphyxia and atelectasis	9	5	4	9						
763-768	Infections of the newborn										
769-776	Other diseases peculiar to early infancy and immaturity unqualified	12	4	8	12						
780-795	Symptoms, senility and ill-defined conditions	1		1							1
E800-E999	Accidents, poisonings and violence	23	13	10	2	1		3	8	6	3
E810-E835	Motor vehicle accidents	9	6	3		1		2	2	2	2
	All other accidents except falls (E800-E802, E840-E895, E910-E965)	6	3	3	1			1	3		1
E900-E904	Falls	4	4		1					3	
E963, E970-E979	Suicide	3		3					3		
E964, E980-E983	Homicide	1		1						1	
E965, E984-E999	Police intervention, execution and operations of war										

TABLE 62

DEATHS BY CAUSE GROUPS BY SEX AND AGE GROUPS

MONMOUTH COUNTY: 1963

INTERNATIONAL LIST NO. (7th Revision)	CAUSE OF DEATH	TOTAL	MALE	FEMALE	AGE GROUP BY YEARS							
					-1	1-4	5-14	15-24	25-44	45-64	65+	
001-E999	ALL CAUSES	3828	2122	1706	177	25	21	55	221	898	2431	
001-138	Infective and parasitic diseases	31	21	10	1	1	1	1	7	12	8	
001-008	Tuberculosis of respiratory system	13	10	3				1	2	5	5	
010-019	Tuberculosis, other forms	1		1							1	
020-029	Syphilis and its sequelae	6	5	1					1	3	2	
040	Typhoid fever											
043	Cholera											
045-048	Dysentery, all forms	1	1		1							
050, 051	Scarlet fever and streptococcal sore throat											
055	Diphtheria											
056	Whooping cough											
057	Meningococcal infections	1		1			1					
058	Plague											
080	Acute poliomyelitis											
084	Smallpox											
085	Measles	2		2		1			1			
100-108	Typhus and other rickettsial diseases											
110-117	Malaria											
	Residual (030-039, 041, 042, 044, 049, 052-054, 059-074, 081-083, 086-096, 120-138)	7	5	2					3	4		
140-239	Neoplasms	680	358	322	1	4	4	5	41	222	403	
140-205	Malignant neoplasms	671	355	316	1	4	4	4	39	221	398	
210-239	Benign and unspecified neoplasms	9	3	6				1	2	1	5	
240-289	Allergic, endocrine system, metabolic and nutritional diseases	107	43	64	6	1	1	2	6	28	63	
260	Diabetes mellitus	79	33	46				1	4	24	50	
	Residual (240-245, 250-254, 270-277, 280-289)	28	10	18	6	1	1	1	2	4	13	
290-299	Diseases of the blood and blood-forming organs	10	6	4					3	2	5	
290-293	Anemias	5	3	2					1	1	3	
	Residual (294-299)	5	3	2					2	1	2	
300-326	Mental, psychoneurotic and personality disorders	8	6	2		1			3	2	2	
330-398	Diseases of the nervous system and sense organs	402	181	221		2	1	3	13	70	313	
330-334	Vascular lesions affecting central nervous system	380	168	212		1		1	8	66	304	
340	Nonmeningococcal meningitis	1		1							1	
	Residual (341-345, 350-357, 360-369, 370-389, 390-398)	21	13	8		1	1	2	5	3	9	
400-468	Diseases of the circulatory system	1819	1031	788	1			4	45	398	1371	
400-402	Rheumatic fever											
410-416	Chronic rheumatic heart disease	38	18	20				2	3	18	15	
420-422	Arteriosclerotic and degenerative heart disease	1493	880	613	1			1	34	342	1115	
430-434	Other diseases of heart	25	11	14				1		7	17	
440-443	Hypertension with heart disease	96	44	52					3	14	79	
444-447	Hypertension without mention of heart	25	14	11					2	6	17	
	Residual (450-456, 460-468)	142	64	78					3	11	128	
470-527	Diseases of the respiratory system	160	99	61	15	4	1	1	4	30	105	
480-483	Influenza	8	3	5							6	
490-493	Pneumonia	99	52	47	15	2	1	1	3	14	63	
500-502	Bronchitis	6	6							3	3	
	Residual (470-475, 510-527)	47	38	9		2			1	11	33	
530-587	Diseases of the digestive system	157	89	68	4		1		21	59	72	
540, 541	Ulcer of stomach and duodenum	23	19	4					3	5	15	
550-553	Appendicitis	2	2								2	
560, 561, 570	Intestinal obstruction and hernia	13	4	9	1		1		1	1	9	
543, 571, 572	Gastritis, duodenitis, enteritis and colitis, except diarrhea of newborn	13	4	9	2				2	2	7	
581	Cirrhosis of liver	71	42	29					13	39	19	
	Residual (530-539, 542, 544, 545, 573-578, 580, 582-587)	35	18	17	1				2	12	20	
590-637	Diseases of the genito-urinary system	65	38	27			1	1	8	13	42	
590-594	Nephritis and nephrosis	18	7	11				1	1	3	13	
610	Hyperplasia of prostate	9	9								7	
	Residual (600-609, 611-617, 620-626, 630-637)	38	22	16			1		7	8	22	
640-689	Pregnancy, childbirth and the puerperium	1		1					1			
690-716	Diseases of the skin and cellular tissue	1	1								1	
720-749	Diseases of the bones and organs of movement	8	6	2	1		1	1	1	2	2	
750-759	Congenital malformations	43	24	19	33	2		1	3	2	2	
760-776	Certain diseases of early infancy	106	61	45	106							
760-762	Birth injuries, postnatal asphyxia and atelectasis	55	31	24	55							
763-768	Infections of the newborn	7	3	4	7							
769-776	Other diseases peculiar to early infancy and immaturity unqualified	44	27	17	44							
780-795	Symptoms, senility and ill-defined conditions	9	7	2	3				1	1	4	
E800-E999	Accidents, poisonings and violence	221	151	70	6	10	10	36	64	57	38	
E810-E835	Motor vehicle accidents	72	48	24	4	5	22	17	15	9		
	All other accidents except falls (E800-E802, E840-E895, E910-E962)	69	50	19	6	5	4	10	18	22	4	
E900-E904	Falls	32	17	15		1	1		6	5	19	
E963, E970-E979	Suicide	36	27	9				2	16	13	5	
E964, E980-E983	Homicide	11	8	3				1	7	2	1	
E965, E984-E999	Police intervention, execution and operations of war	1	1					1				

TABLE 63

DEATHS BY CAUSE GROUPS BY SEX AND AGE GROUPS

MORRIS COUNTY: 1963

INTERNATIONAL LIST NO. (7th Revision)	CAUSE OF DEATH	TOTAL	MALE	FEMALE	AGE GROUP BY YEARS							
					-1	1-4	5-14	15-24	25-44	45-64	65+	
001-E999	ALL CAUSES	2 298	1 263	1 035	1 11	1 9	2 5	2 7	1 1 7	6 0 4	1 3 9 5	
001-138	Infective and parasitic diseases	17	11	6		1	2	2	1	1	1	
001-008	Tuberculosis of respiratory system	9	6	3					1	4	5	
010-019	Tuberculosis, other forms	1		1						3	2	
020-029	Syphilis and its sequelae	1	1					1				
040	Typhoid fever										1	
043	Cholera											
045-048	Dysentery, all forms											
050, 051	Scarlet fever and streptococcal sore throat											
055	Diphtheria											
056	Whooping cough											
057	Meningococcal infections											
058	Plague											
080	Acute poliomyelitis											
084	Smallpox											
085	Measles											
100-108	Typhus and other rickettsial diseases											
110-117	Malaria											
	Residual (030-039, 041, 042, 044, 049, 052-054, 059-074, 081-083, 086-096, 120-138)	6	4	2						1	3	
140-239	Neoplasms	4 04	2 18	1 86	1	3	5	1	2 5	1 5 8	2 1 1	
140-205	Malignant neoplasms	4 00	2 16	1 84	1	3	5	1	2 5	1 5 8	2 0 7	
210-239	Benign and unspecified neoplasms	4	2	2							4	
240-289	Allergic, endocrine system, metabolic and nutritional diseases	4 1	1 6	2 5						3	1 3	
260	Diabetes mellitus	2 9	1 2	1 7						2	7	
	Residual (240-245, 250-254, 270-277, 280-289)	1 2	4	8		1				1	6	
290-299	Diseases of the blood and blood-forming organs	5	3	2							3	
290-293	Anemias	2	1	1							1	
	Residual (294-299)	3	2	1				1			2	
300-326	Mental, psychoneurotic and personality disorders	1	1									
330-398	Diseases of the nervous system and sense organs	2 4 8	1 1 5	1 3 3	1	3	1			5	4 3	
330-334	Vascular lesions affecting central nervous system	2 2 3	1 0 1	1 2 2							1 8 7	
340	Nonmeningococcal meningitis	6	4	2	1	2				2	1	
	Residual (341-345, 350-357, 360-369, 370-389, 390-398)	1 9	1 0	9								
400-468	Diseases of the circulatory system	1 0 8 3	5 9 9	4 8 4						1	1 0	
400-402	Rheumatic fever	2	1	1								
410-416	Chronic rheumatic heart disease	2 3	1 0	1 3						5	1 4	
420-422	Arteriosclerotic and degenerative heart disease	8 7 6	5 1 0	3 6 6						2 9	2 0 6	
430-434	Other diseases of heart	1 5	5	1 0			1			1	6	
440-443	Hypertension with heart disease	8 3	3 4	4 9						1	2 0	
444-447	Hypertension without mention of heart	1 4	7	7							2	
	Residual (450-456, 460-468)	7 0	3 2	3 8							1 8	
470-527	Diseases of the respiratory system	1 1 1	6 7	4 4	4	2	1			3	2 7	
480-483	Influenza	3		3							2	
490-493	Pneumonia	7 4	4 0	3 4	3	1	1			1	1 5	
500-502	Bronchitis	8	7	1							4	
	Residual (470-475, 510-527)	2 6	2 0	6	1						8	
530-587	Diseases of the digestive system	1 0 0	5 7	4 3	2					1	9	
540, 541	Ulcer of stomach and duodenum	2 4	1 8	6							1 1	
550-553	Appendicitis	1	1									
560, 561, 570	Intestinal obstruction and hernia	1 1	2	9							1 0	
543, 571, 572	Gastritis, duodenitis, enteritis and colitis, except diarrhea of newborn	1 7	1 1	6	2						8	
581	Cirrhosis of liver	3 3	2 0	1 3						1	6	
	Residual (530-539, 542, 544, 545, 573-578, 580, 582-587)	1 4	5	9						5	1 8	
590-637	Diseases of the genito-urinary system	2 8	1 2	1 6							4	
590-594	Nephritis and nephrosis	9	7	2						3	9	
610	Hyperplasia of prostate	2	2							1	1	
	Residual (600-609, 611-617, 620-626, 630-637)	1 7	3	1 4						2	8	
640-689	Pregnancy, childbirth and the puerperium	1		1							7	
690-716	Diseases of the skin and cellular tissue	2	1	1							1	
720-749	Diseases of the bones and organs of movement	2	1	1							1	
750-759	Congenital malformations	3 3	1 9	1 4	2 7	1	2	1			1	
760-776	Certain diseases of early infancy	7 5	4 5	3 0	7 5						2	
760-762	Birth injuries, postnatal asphyxia and atelectasis	4 2	2 7	1 5	4 2							
763-768	Infections of the newborn	3	2	1	3							
769-776	Other diseases peculiar to early infancy and immaturity unqualified	3 0	1 6	1 4	3 0							
780-795	Symptoms, senility and ill-defined conditions	2		2								
E800-E999	Accidents, poisonings and violence	1 4 5	9 8	4 7	1	7	1 2	2 2	2 5	3 8	4 0	
E810-E835	Motor vehicle accidents	4 1	3 4	7							9	
	All other accidents except falls (E800-E802, E840-E895, E910-E962)	5 3	3 7	1 6	1	6	1 0	6	6	1 3	1 1	
E900-E904	Falls	1 9	9	1 0							1 4	
E963, E970-E979	Suicide	2 7	1 4	1 3							6	
E964, E980-E983	Homicide	5	4	1								
E965, E984-E999	Police intervention, execution and operations of war									2	3	

TABLE 64

DEATHS BY CAUSE GROUPS BY SEX AND AGE GROUPS

OCEAN COUNTY: 1963

INTERNATIONAL LIST NO. (7th Revision)	CAUSE OF DEATH	TOTAL	MALE	FEMALE	AGE GROUP BY YEARS							
					-1	1-4	5-14	15-24	25-44	45-64	65+	
001-E999	ALL CAUSES	1477	882	595	71	17	15	15	74	339	946	
001-138	Infective and parasitic diseases	11	8	3		2			1	3	5	
001-008	Tuberculosis of respiratory system	7	7						1	2	4	
010-019	Tuberculosis, other forms	1		1						1		
020-029	Syphilis and its sequelae											
040	Typhoid fever											
043	Cholera											
045-048	Dysentery, all forms											
050, 051	Scarlet fever and streptococcal sore throat											
055	Diphtheria											
056	Whooping cough											
057	Meningococcal infections	1	1			1						
058	Plague											
080	Acute poliomyelitis											
084	Smallpox											
085	Measles											
100-108	Typhus and other rickettsial diseases											
110-117	Malaria											
	Residual (030-039, 041, 042, 044, 049, 052-054, 059-074, 081-083, 086-096, 120-138)	2		2		1					1	
140-239	Neoplasms	301	177	124		2	4		20	90	185	
140-205	Malignant neoplasms	298	176	122		2	4		18	89	185	
210-239	Benign and unspecified neoplasms	3	1	2					2	1		
240-289	Allergic, endocrine system, metabolic and nutritional diseases	43	12	31					2	14	27	
260	Diabetes mellitus	35	9	26					1	11	23	
	Residual (240-245, 250-254, 270-277, 280-289)	8	3	5					1	3	4	
290-299	Diseases of the blood and blood-forming organs	5	2	3						2	2	
290-293	Anemias	3	2	1					1	1	1	
	Residual (294-299)	2		2						1	1	
300-326	Mental, psychoneurotic and personality disorders	3	1	2					2			
330-398	Diseases of the nervous system and sense organs	129	71	58	1		1		4	26	97	
330-334	Vascular lesions affecting central nervous system	121	65	56					3	24	94	
340	Nonmeningococcal meningitis	1	1							1		
	Residual (341-345, 350-357, 360-369, 370-389, 390-398)	7	5	2	1		1		1	1	3	
400-468	Diseases of the circulatory system	706	417	289			1		17	148	540	
400-402	Rheumatic fever	1		1							1	
410-416	Chronic rheumatic heart disease	14	5	9					5	8	1	
420-422	Arteriosclerotic and degenerative heart disease	598	355	243					11	129	458	
430-434	Other diseases of heart	12	7	5			1			1	10	
440-443	Hypertension with heart disease	41	22	19					1	3	37	
444-447	Hypertension without mention of heart	10	6	4						1	9	
	Residual (450-456, 460-468)	30	22	8						5	25	
470-527	Diseases of the respiratory system	52	41	11	11	7			3	9	22	
480-483	Influenza	1	1								1	
490-493	Pneumonia	33	25	8	9	6			1	3	14	
500-502	Bronchitis											
	Residual (470-475, 510-527)	18	15	3	2	1			2	6	7	
530-587	Diseases of the digestive system	49	34	15	1				3	17	28	
540, 541	Ulcer of stomach and duodenum	8	6	2						3	5	
550-553	Appendicitis											
560, 561, 570	Intestinal obstruction and hernia	5	2	3					1		4	
543, 571, 572	Gastritis, duodenitis, enteritis and colitis, except diarrhea of newborn	8	7	1	1						7	
581	Cirrhosis of liver	17	14	3					2	9	6	
	Residual (530-539, 542, 544, 545, 573-578, 580, 582-587)	11	5	6						5	6	
590-637	Diseases of the genito-urinary system	22	16	6					1	9	12	
590-594	Nephritis and nephrosis	10	8	2						6	4	
610	Hyperplasia of prostate	4	4								4	
	Residual (600-609, 611-617, 620-626, 630-637)	8	4	4					1	3	4	
640-689	Pregnancy, childbirth and the puerperium											
690-716	Diseases of the skin and cellular tissue	2	1	1				2				
720-749	Diseases of the bones and organs of movement	3	3								3	
750-759	Congenital malformations	20	11	9	15	3	1			1		
760-776	Certain diseases of early infancy	42	28	14	42							
760-762	Birth injuries, postnatal asphyxia and atelectasis	16	11	5	16							
763-768	Infections of the newborn	3	2	1	3							
769-776	Other diseases peculiar to early infancy and immaturity unqualified	23	15	8	23							
780-795	Symptoms, senility and ill-defined conditions	3	2	1							2	
E800-E999	Accidents, poisonings and violence	86	58	28	1	2	8	12	20	20	23	
E810-E835	Motor vehicle accidents	29	20	9			2	10	7	4	6	
	All other accidents except falls (E800-E802, E840-E895, E910-E962)	28	19	9	1	2	6	2	9	4	4	
E900-E904	Falls	10	8	2						1	9	
E963, E970-E979	Suicide	18	11	7					4	10	4	
E964, E980-E983	Homicide	1		1						1		
E965, E984-E999	Police intervention, execution and operations of war											

TABLE 65

DEATHS BY CAUSE GROUPS BY SEX AND AGE GROUPS

PASSAIC COUNTY: 1963

INTERNATIONAL LIST NO. (7th Revision)	CAUSE OF DEATH	TOTAL	MALE	FEMALE	AGE GROUP BY YEARS						
					-1	1-4	5-14	15-24	25-44	45-64	65+
001-E999	ALL CAUSES	4307	2427	1880	231	29	31	37	206	1115	2658
001-138	Infective and parasitic diseases	36	28	11	3	2	3	2	3	14	9
001-008	Tuberculosis of respiratory system	15	14	1							
010-019	Tuberculosis, other forms	2	1	1					2	9	4
020-029	Syphilis and its sequelae	5	4	1		1				1	
040	Typhoid fever									2	3
043	Cholera										
045-048	Dysentery, all forms										
050, 051	Scarlet fever and streptococcal sore throat										
055	Diphtheria										
056	Whooping cough										
057	Meningococcal infections	3	2	1	1	1	1				
058	Plague										
080	Acute poliomyelitis										
084	Smallpox										
085	Measles	1	1		1						
100-108	Typhus and other rickettsial diseases				1						
110-117	Malaria										
	Residual (030-039, 041, 042, 044, 049, 052-054, 059-074, 081-083, 086-096, 120-138)	10	3	7	1		2	2	1	2	2
140-239	Neoplasms	794	434	360	1	4	5	3	43	302	436
140-205	Malignant neoplasms	785	429	356		4	5	3	42	298	433
210-239	Benign and unspecified neoplasms	9	5	4	1				1	4	3
240-289	Allergic, endocrine system, metabolic and nutritional diseases	153	68	85	1	1	1	2	5	41	102
260	Diabetes mellitus	134	56	78			1	2	3	32	96
	Residual (240-245, 250-254, 270-277, 280-289)	19	12	7	1	1				9	6
290-299	Diseases of the blood and blood-forming organs	10	7	3			1		1		8
290-293	Anemias	10	7	3			1		1		8
	Residual (294-299)						1		1		8
300-326	Mental, psychoneurotic and personality disorders	12	9	3	1			2	4	2	3
330-398	Diseases of the nervous system and sense organs	419	203	216	4	4	1	1	15	72	322
330-334	Vascular lesions affecting central nervous system	386	186	200	1				11	63	311
340	Nonmeningococcal meningitis	1	1		1						
	Residual (341-345, 350-357, 360-369, 370-389, 390-398)	32	16	16	2	4	1	1	4	9	11
400-468	Diseases of the circulatory system	2016	1136	880				5	57	488	1466
400-402	Rheumatic fever	1		1							
410-416	Chronic rheumatic heart disease	54	28	26							
420-422	Arteriosclerotic and degenerative heart disease	1605	948	657				3	9	29	13
430-434	Other diseases of heart	31	14	17				1	33	392	1179
440-443	Hypertension with heart disease	157	66	91					1	8	22
444-447	Hypertension without mention of heart	34	16	18					9	32	116
	Residual (450-456, 460-468)	134	64	70					1	9	24
470-527	Diseases of the respiratory system	185	126	59	13	5	2	1	10	36	118
480-483	Influenza	2	1	1							
490-493	Pneumonia	108	63	45	10	3	2	1	6	21	65
500-502	Bronchitis	22	18	4	2						
	Residual (470-475, 510-527)	53	44	9	1	2			3	11	36
530-587	Diseases of the digestive system	181	100	81	7	1		2	21	78	72
540, 541	Ulcer of stomach and duodenum	22	19	3							
550-553	Appendicitis	3		3					1	11	10
560, 561, 570	Intestinal obstruction and hernia	20	12	8	2			1	1	1	
543, 571, 572	Gastritis, duodenitis, enteritis and colitis, except diarrhea of newborn	25	8	17	5	1		1	1	9	7
581	Cirrhosis of liver	80	49	31						5	14
	Residual (530-539, 542, 544, 545, 573-578, 580, 582-587)	31	12	19					17	46	17
590-637	Diseases of the genito-urinary system	62	37	25			1		1	6	24
590-594	Nephritis and nephrosis	24	17	7			1		4	16	41
610	Hyperplasia of prostate	6	6						3	9	11
	Residual (600-609, 611-617, 620-626, 630-637)	32	14	18						7	24
640-689	Pregnancy, childbirth and the puerperium	4		4							
690-716	Diseases of the skin and cellular tissue	5	3	2			1	1			
720-749	Diseases of the bones and organs of movement	13	4	9							
750-759	Congenital malformations	48	28	20	33	4	5	1	1	4	8
760-776	Certain diseases of early infancy	155	102	53	155						
760-762	Birth injuries, postnatal asphyxia and atelectasis	75	51	24	75						
763-768	Infections of the newborn	13	8	5	13						
769-776	Other diseases peculiar to early infancy and immaturely unqualified	67	43	24	67						
780-795	Symptoms, senility and ill-defined conditions	9	5	4	1				1	1	6
E800-E999	Accidents, poisonings and violence	205	140	65	12	8	11	17	16	37	44
E810-E835	Motor vehicle accidents	42	32	10	1	1	2	6	9	12	11
	All other accidents except falls (E800-E802, E840-E895, E910-E962)	71	45	26	11	6	8	7	15	11	11
E900-E904	Falls	46	24	22							
E963, E970-E979	Suicide	37	33	4		1	1	1	2	10	11
E964, E980-E983	Homicide	9	6	3				2	4	8	9
E965, E984-E999	Police intervention, execution and operations of war							1	4		

TABLE 66

DEATHS BY CAUSE GROUPS BY SEX AND AGE GROUPS

CLIFTON: 1963

INTERNATIONAL LIST NO. (7th Revision)	CAUSE OF DEATH	TOTAL	MALE	FEMALE	AGE GROUP BY YEARS						
					-1	1-4	5-14	15-24	25-44	45-64	65+
001-E999	ALL CAUSES	7 3 5	4 3 6	2 9 9	28	1	4	7	3 6	2 2 2	4 3 7
001-138	Infective and parasitic diseases	1	1							1	
001-008	Tuberculosis of respiratory system	1	1								1
010-019	Tuberculosis, other forms										1
020-029	Syphilis and its sequelae										
040	Typhoid fever										
043	Cholera										
045-048	Dysentery, all forms										
050, 051	Scarlet fever and streptococcal sore throat										
055	Diphtheria										
056	Whooping cough										
057	Meningococcal infections										
058	Plague										
080	Acute poliomyelitis										
084	Smallpox										
085	Measles										
100-108	Typhus and other rickettsial diseases										
110-117	Malaria										
	Residual (030-039, 041, 042, 044, 049, 052-054, 059-074, 081-083, 086-076, 120-139)										
140-239	Neoplasms	1 4 3	7 3	7 0	1		1	2	1 0	6 0	6 9
140-205	Malignant neoplasms	1 4 0	7 3	6 7			1	2	1 0	5 9	6 8
210-239	Benign and unspecified neoplasms	3		3	1					1	1
240-289	Allergic, endocrine system, metabolic and nutritional diseases	2 4	1 0	1 4	1					6	1 7
260	Diabetes mellitus	1 8	5	1 3						2	1 6
	Residual (240-245, 250-254, 270-277, 280-289)	6	5	1	1					4	1
290-299	Diseases of the blood and blood-forming organs										
290-293	Anemias										
	Residual (294-299)										
300-326	Mental, psychoneurotic and personality disorders	1	1						1		
330-398	Diseases of the nervous system and sense organs	6 7	3 4	3 3					2	1 0	5 5
330-334	Vascular lesions affecting central nervous system	6 3	3 4	2 9					1	7	5 5
340	Nonmeningococcal meningitis										
	Residual (341-345, 350-357, 360-369, 370-389, 390-398)	4		4					1	3	
400-468	Diseases of the circulatory system	3 7 8	2 3 5	1 4 3				2	1 2	1 1 8	2 4 6
400-402	Rheumatic fever										
410-416	Chronic rheumatic heart disease	1 1	8	3				1	1	7	2
420-422	Arteriosclerotic and degenerative heart disease	3 0 8	2 0 1	1 0 7					9	9 9	2 0 0
430-434	Other diseases of heart	4	3	1							
440-443	Hypertension with heart disease	2 7	1 1	1 6					1		3
444-447	Hypertension without mention of heart	3	1	2						1	2
	Residual (450-456, 460-468)	2 5	1 1	1 4				1	1	4	1 9
470-527	Diseases of the respiratory system	2 3	1 8	5	2				1	5	1 5
480-483	Influenza	1		1					1		
490-493	Pneumonia	1 0	8	2	1					1	8
500-502	Bronchitis	3	2	1	1						2
	Residual (470-475, 510-527)	9	8	1						4	5
530-587	Diseases of the digestive system	2 1	1 3	8	1				2	6	1 2
540, 541	Ulcer of stomach and duodenum	2	2							1	1
550-553	Appendicitis	1		1					1		
560, 561, 570	Intestinal obstruction and hernia	4	3	1	1					1	2
543, 571, 572	Gastritis, duodenitis, enteritis and colitis, except diarrhea of newborn	3		3							3
581	Cirrhosis of liver	7	6	1						1	4
	Residual (530-539, 542, 544, 545, 573-578, 580, 582-587)	4	2	2							4
590-637	Diseases of the genito-urinary system	1 0	6	4						2	8
590-594	Nephritis and nephrosis	4	3	1						2	2
610	Hyperplasia of prostate	1	1								1
	Residual (600-609, 611-617, 620-626, 630-637)	5	2	3							5
640-689	Pregnancy, childbirth and the puerperium										
690-716	Diseases of the skin and cellular tissue										
720-749	Diseases of the bones and organs of movement	2		2							
750-759	Congenital malformations	7	5	2	3				1		1
760-776	Certain diseases of early infancy	1 9	1 4	5	1 9					1	
760-762	Birth injuries, postnatal asphyxia and atelectasis	1 0	7	3	1 0						
763-768	Infections of the newborn										
769-776	Other diseases peculiar to early infancy and immaturity unqualified	9	7	2	9						
780-795	Symptoms, senility and ill-defined conditions										
E800-E999	Accidents, poisonings and violence	3 9	2 6	1 3	1	1	1	3	6	1 3	1 4
E810-E835	Motor vehicle accidents	6	3	3		1		1		3	1
	All other accidents except falls (E800-E802, E840-E895, E910-E962)	1 2	7	5	1		1	1	1	6	2
E900-E904	Falls	6	3	3							
E963, E970-E979	Suicide	1 4	1 2	2							6
E984, E980-E983	Homicide	1	1					1	4	4	5
E965, E964-E999	Police intervention, execution and operations of war								1		

TABLE 67

DEATHS BY CAUSE GROUPS BY SEX AND AGE GROUPS

PASSAIC CITY: 1963

INTERNATIONAL LIST NO. (7th Revision)	CAUSE OF DEATH	TOTAL	MALE	FEMALE	AGE GROUP BY YEARS						
					-1	1-4	5-14	15-24	25-44	45-64	65+
001-E999	ALL CAUSES	644	363	281	28	2	2	3	21	159	429
001-138	Infective and parasitic diseases	8	4	4			1	1		4	2
001-008	Tuberculosis of respiratory system	3	3							2	1
010-019	Tuberculosis, other forms										
020-029	Syphilis and its sequelae	1		1						1	
040	Typhoid fever										
043	Cholera										
045-048	Dysentery, all forms										
050, 051	Scarlet fever and streptococcal sore throat										
055	Diphtheria										
056	Whooping cough										
057	Meningococcal infections										
058	Plague										
080	Acute poliomyelitis										
084	Smallpox										
085	Measles										
100-108	Typhus and other rickettsial diseases										
110-117	Malaria										
	Residual (030-039, 041, 042, 044, 049, 052-054, 059-074, 081-083, 086-096, 120-138)	4	1	3			1	1		1	1
140-239	Neoplasms	110	61	49				1	2	36	71
140-205	Malignant neoplasms	109	60	49				1	2	35	71
210-239	Benign and unspecified neoplasms	1	1							1	
240-289	Allergic, endocrine system, metabolic and nutritional diseases	31	16	15						8	23
260	Diabetes mellitus	26	15	11						5	21
	Residual (240-245, 250-254, 270-277, 280-289)	5	1	4						3	2
290-299	Diseases of the blood and blood-forming organs	2	2								2
290-293	Anemias	2	2								2
	Residual (294-299)										
300-326	Mental, psychoneurotic and personality disorders	3	2	1					1		2
330-398	Diseases of the nervous system and sense organs	61	37	24				1		12	48
330-334	Vascular lesions affecting central nervous system	57	35	22						10	47
340	Nonmeningococcal meningitis										
	Residual (341-345, 350-357, 360-369, 370-389, 390-398)	4	2	2				1		2	1
400-468	Diseases of the circulatory system	312	174	138					7	70	235
400-402	Rheumatic fever										
410-416	Chronic rheumatic heart disease	9	5	4						4	5
420-422	Arteriosclerotic and degenerative heart disease	250	143	107					3	54	193
430-434	Other diseases of heart	6	2	4						2	4
440-443	Hypertension with heart disease	21	9	12					3	4	14
444-447	Hypertension without mention of heart	9	6	3						2	7
	Residual (450-456, 460-468)	17	9	8					1	4	12
470-527	Diseases of the respiratory system	26	15	11	2				1	6	17
480-483	Influenza										
490-493	Pneumonia	15	7	8	2					1	12
500-502	Bronchitis	6	4	2						3	3
	Residual (470-475, 510-527)	5	4	1					1	2	2
530-587	Diseases of the digestive system	30	18	12					6	14	10
540, 541	Ulcer of stomach and duodenum	6	5	1						5	1
550-553	Appendicitis										
560, 561, 570	Intestinal obstruction and hernia	2	2							2	
543, 571, 572	Gastritis, duodenitis, enteritis and colitis, EXCEPT diarrhea of newborn	2		2							2
581	Cirrhosis of liver	14	9	5					5	7	2
	Residual (530-539, 542, 544, 545, 573-578, 580, 582-587)	6	2	4					1		5
590-637	Diseases of the genito-urinary system	8	4	4					1	3	4
590-594	Nephritis and nephrosis	2	1	1					1	1	
610	Hypertrophy of prostate	2	2								2
	Residual (600-609, 611-617, 620-626, 630-637)	4	1	3						2	2
640-689	Pregnancy, childbirth and the puerperium										
690-716	Diseases of the skin and cellular tissue	1	1								1
720-749	Diseases of the bones and organs of movement	2	1	1						1	1
750-759	Congenital malformations	4	1	3	2		1			1	
760-776	Certain diseases of early infancy	21	11	10	21						
760-762	Birth injuries, postnatal asphyxia and atelectasis	11	5	6	11						
763-768	Infections of the newborn	5	3	2	5						
769-776	Other diseases peculiar to early infancy and immaturely unqualified	5	3	2	5						
780-795	Symptoms, senility and ill-defined conditions	4	2	2						1	3
E800-E999	Accidents, poisonings and violence	21	14	7	3	2			3	3	10
E810-E835	Motor vehicle accidents	2	2						1		1
	All other accidents except falls (E800-E802, E840-E895, E910-E965)	10	7	3	3	1			2		4
E900-E904	Falls	7	4	3		1				2	4
E963, E970-E979	Suicide	2	1	1							2
E964, E980-E983	Homicide									1	1
E965, E984-E999	Police intervention, execution and operations of war										

TABLE 68

DEATHS BY CAUSE GROUPS BY SEX AND AGE GROUPS

PATERSON: 1963

INTERNATIONAL LIST NO. (7th Revision)	CAUSE OF DEATH	TOTAL	MALE	FEMALE	AGE GROUP BY YEARS							
					-1	1-4	5-14	15-24	25-44	45-64	65+	
001-E999	ALL CAUSES	1822	996	826	117	13	14	16	101	444	1117	
001-138	Infective and parasitic diseases	18	12	6	1	1	2		2	7	5	
001-008	Tuberculosis of respiratory system	6	5	1					1	4	1	
010-019	Tuberculosis, other forms	2	1	1						1		
020-029	Syphilis and its sequelae	4	4			1						
040	Typhoid fever									1	3	
043	Cholera											
045-048	Dysentery, all forms											
050, 051	Scarlet fever and streptococcal sore throat											
055	Diphtheria											
056	Whooping cough											
057	Meningococcal infections											
058	Plague	1		1			1					
080	Acute poliomyelitis											
084	Smallpox											
085	Measles	1	1		1							
100-108	Typhus and other rickettsial diseases											
110-117	Malaria											
	Residual (030-039, 041, 042, 044, 049, 052-054, 059-074, 081-083, 086-096, 120-138)	4	1	3			1		1	1	1	
140-239	Neoplasms	323	182	141		3	1		19	122	178	
140-205	Malignant neoplasms	319	179	140		3	1		19	120	176	
210-239	Benign and unspecified neoplasms	4	3	1						2	2	
240-289	Allergic, endocrine system, metabolic and nutritional diseases	64	26	38		1			4	19	40	
260	Diabetes mellitus	56	20	36					2	17	37	
	Residual (240-245, 250-254, 270-277, 280-289)	8	6	2		1			2	2	3	
290-299	Diseases of the blood and blood-forming organs	5	3	2							5	
290-293	Anemias	5	3	2							5	
	Residual (294-299)											
300-326	Mental, psychoneurotic and personality disorders	5	5					2	1	2		
330-398	Diseases of the nervous system and sense organs	175	74	101	2				11	28	134	
330-334	Vascular lesions affecting central nervous system	162	66	96					8	25	129	
340	Nonmeningococcal meningitis	1	1		1							
	Residual (341-345, 350-357, 360-369, 370-389, 390-398)	12	7	5	1				3	3	5	
400-468	Diseases of the circulatory system	823	436	387				3	23	180	617	
400-402	Rheumatic fever											
410-416	Chronic rheumatic heart disease	21	9	12				2	5	10	4	
420-422	Arteriosclerotic and degenerative heart disease	642	360	282				1	12	138	491	
430-434	Other diseases of heart	13	6	7						4	9	
440-443	Hypertension with heart disease	78	32	46					5	17	56	
444-447	Hypertension without mention of heart	14	6	8					1	4	9	
	Residual (450-456, 460-468)	55	23	32						7	48	
470-527	Diseases of the respiratory system	86	56	30	6	2	1	1	7	15	54	
480-483	Influenza	1	1								1	
490-493	Pneumonia	55	29	26	5	1	1	1	5	11	31	
500-502	Bronchitis	8	8		1					1	6	
	Residual (470-475, 510-527)	22	18	4		1			2	3	16	
530-587	Diseases of the digestive system	89	45	44	5			2	11	37	34	
540, 541	Ulcer of stomach and duodenum	10	8	2					1	5	4	
550-553	Appendicitis	1	1					1				
560, 561, 570	Intestinal obstruction and hernia	10	7	3	1			1	1	3	4	
543, 571, 572	Gastritis, duodenitis, enteritis and colitis, except diarrhea of newborn	11	2	9	4					1	6	
581	Cirrhosis of liver	44	24	20					9	25	10	
	Residual (530-539, 542, 544, 545, 573-578, 580, 582-587)	13	4	9						3	10	
590-637	Diseases of the genito-urinary system	28	19	9					2	8	18	
590-594	Nephritis and nephrosis	13	8	5					2	4	7	
610	Hyperplasia of prostate	2	2								2	
	Residual (600-609, 611-617, 620-626, 630-637)	13	9	4						4	9	
640-689	Pregnancy, childbirth and the puerperium	3		3					3			
690-716	Diseases of the skin and cellular tissue	1	1									
720-749	Diseases of the bones and organs of movement	6	2	4			1			2	4	
750-759	Congenital malformations	20	14	6	15	2	1	1		1		
760-776	Certain diseases of early infancy	83	57	26	83							
760-762	Birth injuries, postnatal asphyxia and atelectasis	43	30	13	43							
763-768	Infections of the newborn	5	3	2	5							
769-776	Other diseases peculiar to early infancy and immaturity unqualified	35	24	11	35							
780-795	Symptoms, senility and ill-defined conditions	4	3	1	1				1		2	
E800-E999	Accidents, poisonings and violence	89	61	28	4	4	8	7	17	23	26	
E810-E835	Motor vehicle accidents	21	18	3			2	1	5	7	6	
	All other accidents except falls (E800-E802, E840-E895, E910-E962)	33	21	12	4	4	5	4	8	4	4	
E900-E904	Falls	21	12	9			1	1	1	4	14	
E963, E970-E979	Suicide	6	5	1						4	2	
E964, E980-E983	Homicide	8	5	3				1	3	4		
E965, E984-E999	Police intervention, execution and operations of war											

TABLE 69

DEATHS BY CAUSE GROUPS BY SEX AND AGE GROUPS

SALEM COUNTY: 1963

INTERNATIONAL LIST NO. (7th Revision)	CAUSE OF DEATH	TOTAL	MALE	FEMALE	AGE GROUP BY YEARS							
					-1	1-4	5-14	15-24	25-44	45-64	65+	
001-E999	ALL CAUSES	628	371	251	62	8	9	17	31	139	356	
001-138	Infective and parasitic diseases	3	3							2	1	
001-008	Tuberculosis of respiratory system	3	3							2	1	
010-019	Tuberculosis, other forms											
020-029	Syphilis and its sequelae											
040	Typhoid fever											
043	Cholera											
045-048	Dysentery, all forms											
050, 051	Scarlet fever and streptococcal sore throat											
055	Diphtheria											
056	Whooping cough											
057	Meningococcal infections											
058	Plague											
080	Acute poliomyelitis											
084	Smallpox											
085	Measles											
100-108	Typhus and other rickettsial diseases											
110-117	Malaria											
	Residual (030-039, 041, 042, 044, 049, 052-054, 057-074, 081-083, 086-096, 120-138)											
140-239	Neoplasms	98	54	44		3	2	1	7	33	52	
140-205	Malignant neoplasms	97	53	44		3	2		7	33	52	
210-239	Benign and unspecified neoplasms	1	1					1				
240-289	Allergic, endocrine system, metabolic and nutritional diseases	12	4	8						3	9	
260	Diabetes mellitus	10	2	8						2	8	
	Residual (240-245, 250-254, 270-277, 280-289)	2	2							1	1	
290-299	Diseases of the blood and blood-forming organs											
290-293	Anemias											
	Residual (294-299)											
300-326	Mental, psychoneurotic and personality disorders	3	2	1					1		2	
330-398	Diseases of the nervous system and sense organs	76	39	37			1	1	2	6	66	
330-334	Vascular lesions affecting central nervous system	74	38	36				1	2	6	65	
340	Nonmeningococcal meningitis											
	Residual (341-345, 350-357, 360-369, 370-389, 390-398)	2	1	1			1				1	
400-468	Diseases of the circulatory system	265	156	109					2	7	69	187
400-402	Rheumatic fever											
410-416	Chronic rheumatic heart disease	7	3	4				1	1	5		
420-422	Arteriosclerotic and degenerative heart disease	201	120	81					5	49	147	
430-434	Other diseases of heart	8	3	5				1		2	5	
440-443	Hypertension with heart disease	23	12	11					1	8	14	
444-447	Hypertension without mention of heart	11	7	4						3	8	
	Residual (450-456, 460-468)	15	11	4						2	13	
470-527	Diseases of the respiratory system	31	21	10	6	1			1	8	15	
480-483	Influenza	2	2								2	
490-493	Pneumonia	16	10	6	6	1				3	6	
500-502	Bronchitis	4	3	1						2	2	
	Residual (470-475, 510-527)	9	6	3					1	3	5	
530-587	Diseases of the digestive system	20	15	5	2			2	3	8	5	
540, 541	Ulcer of stomach and duodenum	3	3		1					2		
550-553	Appendicitis	2	2					1			1	
560, 561, 570	Intestinal obstruction and hernia	2	1	1	1			1				
543, 571, 572	Gastritis, duodenitis, enteritis and colitis, except diarrhea of newborn	2	2						1		1	
581	Cirrhosis of liver	7	7						1	5	1	
	Residual (530-539, 542, 544, 545, 573-578, 580, 582-587)	4	2	2					1	1	2	
590-637	Diseases of the genito-urinary system	9	5	4			1			1	7	
590-594	Nephritis and nephrosis	2	2							1	1	
610	Hyperplasia of prostate	2	2								2	
	Residual (600-609, 611-617, 620-626, 630-637)	5	1	4			1				4	
640-689	Pregnancy, childbirth and the puerperium	1		1				1				
690-716	Diseases of the skin and cellular tissue											
720-749	Diseases of the bones and organs of movement	2	1	1						1	1	
750-759	Congenital malformations	10	4	6	7		1		1	1		
760-776	Certain diseases of early infancy	46	32	14	46							
760-762	Birth injuries, postnatal asphyxia and atelectasis	27	16	11	27							
763-768	Infections of the newborn	7	6	1	7							
769-776	Other diseases peculiar to early infancy and immaturity unqualified	12	10	2	12							
780-795	Symptoms, senility and ill-defined conditions	1		1							1	
E800-E999	Accidents, poisonings and violence	45	35	10	1	4	4	10	9	7	10	
E810-E835	Motor vehicle accidents	19	15	4		2	2	5	6	3	1	
	All other accidents except falls (E800-E802, E840-E895, E910-E962)	14	10	4	1	1	2	1	2	2	7	
E900-E904	Falls	3	2	1		1					2	
E943, E970-E979	Suicide	6	5	1				2	2	2		
E944, E980-E983	Homicide	3	3						1			
E945, E984-E999	Police intervention, execution and operations of war											

TABLE 70

DEATHS BY CAUSE GROUPS BY SEX AND AGE GROUPS

SOMERSET COUNTY: 1963

INTERNATIONAL LIST NO. (7th Revision)	CAUSE OF DEATH	TOTAL	MALE	FEMALE	AGE GROUP BY YEARS						
					1-4	5-14	15-24	25-44	45-64	65+	
001-E999	ALL CAUSES	1198	678	520	75	14	10	13	77	288	721
001-138	Infective and parasitic diseases	16	10	6	1			1	2	6	6
001-008	Tuberculosis of respiratory system	9	7	2						4	5
010-019	Tuberculosis, other forms	1		1							1
020-029	Syphilis and its sequelae										
040	Typhoid fever										
043	Cholera										
045-048	Dysentery, all forms	2	1	1					1	1	
050, 051	Scarlet fever and streptococcal sore throat										
055	Diphtheria										
056	Whooping cough										
057	Meningococcal infections										
058	Plague										
080	Acute poliomyelitis										
084	Smallpox										
085	Measles										
100-108	Typhus and other rickettsial diseases										
110-117	Malaria										
	Residual (030-039, 041, 042, 044, 049, 052-054, 059-074, 081-083, 086-096, 120-138)	4	2	2	1			1	1	1	
140-239	Neoplasms	222	129	93		3	2	2	17	80	118
140-205	Malignant neoplasms	217	125	92		3	2	1	17	77	117
210-239	Benign and unspecified neoplasms	5	4	1				1		3	1
240-289	Allergic, endocrine system, metabolic and nutritional diseases	27	13	14	2				1	4	20
260	Diabetes mellitus	20	10	10					1	4	15
	Residual (240-245, 250-254, 270-277, 280-289)	7	3	4	2						5
290-299	Diseases of the blood and blood-forming organs	1		1							1
290-293	Anemias	1		1							1
	Residual (294-299)										
300-326	Mental, psychoneurotic and personality disorders	4	3	1				1	3		
330-398	Diseases of the nervous system and sense organs	109	50	59	1			1	5	18	84
330-334	Vascular lesions affecting central nervous system	105	48	57					5	17	83
340	Nonmeningococcal meningitis	2		2	1						1
	Residual (341-345, 350-357, 360-369, 370-389, 390-398)	2	2					1		1	
400-468	Diseases of the circulatory system	515	290	225					12	120	383
400-402	Rheumatic fever										
410-416	Chronic rheumatic heart disease	13	7	6					3	6	4
420-422	Arteriosclerotic and degenerative heart disease	414	244	170					5	93	316
430-434	Other diseases of heart	10	6	4						2	8
440-443	Hypertension with heart disease	31	15	16						10	21
444-447	Hypertension without mention of heart	11	6	5						3	8
	Residual (450-456, 460-468)	36	12	24					4	6	26
470-527	Diseases of the respiratory system	80	44	36	9	4	3	1	3	10	50
480-483	Influenza	3	2	1				1	1		
490-493	Pneumonia	57	30	27	7	3	2		2	3	40
500-502	Bronchitis	5	2	3	1					1	3
	Residual (470-475, 510-527)	15	10	5	1	1			1	5	7
530-587	Diseases of the digestive system	53	33	20	1	1	1		7	19	24
540, 541	Ulcer of stomach and duodenum	11	4	7					2	3	6
550-553	Appendicitis	1		1						1	
560, 561, 570	Intestinal obstruction and hernia	7	4	3					1		6
543, 571, 572	Gastritis, duodenitis, enteritis and colitis, except diarrhea of newborn	5	2	3	1	1	1				2
581	Cirrhosis of liver	18	16	2					2	11	5
	Residual (530-539, 542, 544, 545, 573-578, 580, 582-587)	11	7	4					2	4	5
590-637	Diseases of the genito-urinary system	25	13	12				1	1	4	19
590-594	Nephritis and nephrosis	8	3	5				1	1	1	5
610	Hyperplasia of prostate	6	6							1	5
	Residual (600-609, 611-617, 620-626, 630-637)	11	4	7						2	9
640-689	Pregnancy, childbirth and the puerperium	1		1					1		
690-716	Diseases of the skin and cellular tissue										
720-749	Diseases of the bones and organs of movement	1		1						1	
750-759	Congenital malformations	25	12	13	16	3	1	1	4		
760-776	Certain diseases of early infancy	45	31	14	45						
760-762	Birth injuries, postnatal asphyxia and atelectasis	19	14	5	19						
763-768	Infections of the newborn	1		1	1						
769-776	Other diseases peculiar to early infancy and immaturity unqualified	25	17	8	25						
780-795	Symptoms, senility and ill-defined conditions	2	2							1	1
E800-E999	Accidents, poisonings and violence	72	48	24		3	3	5	21	25	15
E810-E835	Motor vehicle accidents	17	11	6		1	1	4	5	5	2
	All other accidents except falls (E800-E802, E840-E895, E910-E962)	24	16	8		2	2	1	8	7	4
E900-E904	Falls	9	5	4							5
E963, E970-E979	Suicide	21	16	5					8	9	4
E964, E980-E983	Homicide	1		1			1				
E965, E984-E999	Police intervention, execution and operations of war										

TABLE 71

DEATHS BY CAUSE GROUPS BY SEX AND AGE GROUPS

SUSSEX COUNTY: 1963

INTERNATIONAL (1ST ICD (1969 Revision))	CAUSE OF DEATH	TOTAL	MALE	FEMALE	AGE GROUP BY YEARS						
					-1	1-4	5-14	15-24	25-44	45-64	65+
001-E999	ALL CAUSES	573	294	279	34	6	6	9	27	126	365
001-138	Infective and parasitic diseases	6	5	1						5	1
001-008	Tuberculosis of respiratory system	4	3	1						3	1
010-019	Tuberculosis, other forms										
020-029	Syphilis and its sequelae	1	1								
040	Typhoid fever									1	
043	Cholera										
045-048	Dysentery, all forms										
050, 051	Scarlet fever and streptococcal sore throat										
055	Diphtheria										
056	Whooping cough										
057	Meningococcal infections										
058	Plague										
080	Acute poliomyelitis										
084	Smallpox										
085	Measles										
100-108	Typhus and other rickettsial diseases										
110-117	Malaria										
	Residual (030-039, 041, 042, 044, 049, 052-054, 059-074, 081-083, 086-096, 120-138)	1	1							1	
140-239	Neoplasms	117	57	60		1		1	9	43	63
140-205	Malignant neoplasms	117	57	60		1		1	9	43	63
210-239	Benign and unspecified neoplasms										
240-289	Allergic, endocrine system, metabolic and nutritional diseases	15	7	8	1		1			2	11
260	Diabetes mellitus	9	3	6							9
	Residual (240-245, 250-254, 270-277, 280-289)	6	4	2	1		1			2	2
290-299	Diseases of the blood and blood-forming organs	1	1								1
290-293	Anemias	1	1								1
	Residual (294-299)										
300-326	Mental, psychoneurotic and personality disorders	3	1	2		1					2
330-398	Diseases of the nervous system and sense organs	61	30	31	1					8	52
330-334	Vascular lesions affecting central nervous system	60	29	31						8	52
340	Nonmeningococcal meningitis										
	Residual (341-345, 350-357, 360-369, 370-389, 390-398)	1	1		1						
400-468	Diseases of the circulatory system	252	126	126					7	54	191
400-402	Rheumatic fever										
410-416	Chronic rheumatic heart disease	6	2	4						3	3
420-422	Arteriosclerotic and degenerative heart disease	199	106	93					5	43	151
430-434	Other diseases of heart	6	4	2					1	2	3
440-443	Hypertension with heart disease	22	5	17						4	18
444-447	Hypertension without mention of heart	4	2	2						1	3
	Residual (450-456, 460-468)	15	7	8					1	1	13
470-527	Diseases of the respiratory system	28	15	13	3	1	3		1	4	16
480-483	Influenza										
490-493	Pneumonia	19	9	10	3	1	2			3	10
500-502	Bronchitis	3	1	2			1		1		1
	Residual (470-475, 510-527)	6	5	1						1	5
530-587	Diseases of the digestive system	16	9	7	1				3	4	8
540, 541	Ulcer of stomach and duodenum										
550-553	Appendicitis										
560, 561, 570	Intestinal obstruction and hernia	6	3	3					1	1	4
543, 571, 572	Gastritis, duodenitis, enteritis and colitis, except diarrhea of newborn	1	1		1						
581	Cirrhosis of liver	5	3	2					1	2	2
	Residual (530-539, 542, 544, 545, 573-578, 580, 582-587)	4	2	2					1	1	2
590-637	Diseases of the genito-urinary system	13	8	5	1			1	1	2	8
590-594	Nephritis and nephrosis	3	1	2				1	1	1	1
610	Hyperplasia of prostate	3	3								3
	Residual (600-609, 611-617, 620-626, 630-637)	7	4	3	1					2	4
640-689	Pregnancy, childbirth and the puerperium	2		2							
690-716	Diseases of the skin and cellular tissue							1	1		
720-749	Diseases of the bones and organs of movement	1	1					1			
750-759	Congenital malformations	7	2	5	5	2					
760-776	Certain diseases of early infancy	21	11	10	21						
760-762	Birth injuries, postnatal asphyxia and atelectasis	13	6	7	13						
763-768	Infections of the newborn	3	3		3						
769-776	Other diseases peculiar to early infancy and immaturity (unqualified)	5	2	3	5						
780-795	Symptoms, senility and ill-defined conditions										
E800-E999	Accidents, poisonings and violence	30	21	9	1	1	2	5	5	4	12
E810-E835	Motor vehicle accidents	13	10	3			2	4	3	1	3
	All other accidents except falls (E800-E802, E840-E895, E910-E962)	6	4	2	1	1		1		2	1
E900-E904	Falls	6	2	4							6
E963, E970-E979	Suicide	5	5						2	1	2
E984, E980-E983	Homicide										
E985, E984-E999	Police intervention, execution and operations of war										

TABLE 72

DEATHS BY CAUSE GROUPS BY SEX AND AGE GROUPS

UNION COUNTY: 1963

INTERNATIONAL LIST NO. (7th Revision)	CAUSE OF DEATH	TOTAL	MALE	FEMALE	AGE GROUP BY YEARS						
					-1	1-4	5-14	15-24	25-44	45-64	65+
001-E999	ALL CAUSES	4 815	2 618	2 197	2 36	32	40	40	2 51	1 334	2 882
001-138	Infective and parasitic diseases	48	30	18	2	1	2	2	10	16	15
001-008	Tuberculosis of respiratory system	25	18	7					4	10	11
010-019	Tuberculosis, other forms	4	1	3					2	2	
020-029	Syphilis and its sequelae										
040	Typhoid fever										
043	Cholera										
045-048	Dysentery, all forms										
050, 051	Scarlet fever and streptococcal sore throat										
055	Diphtheria										
056	Whooping cough										
057	Meningococcal infections	1	1		1						
058	Plague										
080	Acute poliomyelitis										
084	Smallpox										
085	Measles	1		1			1				
100-108	Typhus and other rickettsial diseases										
110-117	Malaria										
	Residual (010-039, 041, 042, 044, 049, 052-054, 059-074, 081-083, 086-096, 120-138)	17	10	7	1	1	1	2	4	4	4
140-239	Neoplasms	9 80	5 12	4 68			4	11	4	68	405
140-205	Malignant neoplasms	9 65	5 07	4 58			4	11	4	67	395
210-239	Benign and unspecified neoplasms	15	5	10						1	10
240-289	Allergic, endocrine system, metabolic and nutritional diseases	120	48	72				3	1	5	33
260	Diabetes mellitus	93	40	53				1			25
	Residual (240-245, 250-254, 270-277, 280-289)	27	8	19				2	1	5	8
290-299	Diseases of the blood and blood-forming organs	16	4	12			2	1	3	2	8
290-293	Anemias	11	3	8			1	1	3	2	4
	Residual (294-299)	5	1	4			1				4
300-326	Mental, psychoneurotic and personality disorders	16	12	4					1	5	7
330-398	Diseases of the nervous system and sense organs	494	240	254	4	3	2	1	13	81	390
330-334	Vascular lesions affecting central nervous system	452	221	231	1			1	8	68	374
340	Nonmeningococcal meningitis	2	1	1	1	1					
	Residual (341-345, 350-357, 360-369, 370-389, 390-398)	40	18	22	2	2	2		5	13	16
400-468	Diseases of the circulatory system	2 262	1 255	1 007	2	1	2		71	583	1 603
400-402	Rheumatic fever										
410-416	Chronic rheumatic heart disease	56	19	37					11	32	13
420-422	Arteriosclerotic and degenerative heart disease	1 796	1 037	759					46	469	1 281
430-434	Other diseases of heart	48	26	22	2	1	2		4	12	27
440-443	Hypertension with heart disease	166	69	97					4	35	127
444-447	Hypertension without mention of heart	34	17	17					3	6	25
	Residual (450-456, 460-468)	162	87	75					3	29	130
470-527	Diseases of the respiratory system	176	105	71	24	6	2	1	6	38	99
480-483	Influenza	8	4	4							
490-493	Pneumonia	119	60	59	23	5	2	1	1	2	5
500-502	Bronchitis	8	6	2							
	Residual (470-475, 510-527)	41	35	6	1	1			3	17	19
530-587	Diseases of the digestive system	211	122	89	7	4	1	1	20	86	92
540, 541	Ulcer of stomach and duodenum	28	17	11					2	15	11
550-553	Appendicitis	7	4	3					2	2	3
560, 561, 570	Intestinal obstruction and hernia	32	20	12	5	1					
543, 571, 572	Gastritis, duodenitis, enteritis and colitis, except diarrhea of newborn	16	8	8	2	2					
581	Cirrhosis of liver	78	52	26			1	1	11	42	24
	Residual (530-539, 542, 544, 545, 573-578, 580, 582-587)	50	21	29			1		4	15	29
590-637	Diseases of the genito-urinary system	61	34	27				2	2	5	19
590-594	Nephritis and nephrosis	30	12	18				2	2	3	14
610	Hyperplasia of prostate	11	11								
	Residual (600-609, 611-617, 620-626, 630-637)	20	11	9					2	5	13
640-689	Pregnancy, childbirth and the puerperium	1		1							
690-716	Diseases of the skin and cellular tissue	4	1	3							
720-749	Diseases of the bones and organs of movement	10	4	6	1					3	1
750-759	Congenital malformations	50	26	24	30	5	4	1	1	2	5
760-776	Certain diseases of early infancy	160	89	71	160				5	2	2
760-762	Birth injuries, postnatal asphyxia and atelectasis	82	50	32	82						
763-768	Infections of the newborn	11	5	6	11						
769-776	Other diseases peculiar to early infancy and immaturity unqualified	67	34	33	67						
780-795	Symptoms, senility and ill-defined conditions	6	2	4	1						
E800-E999	Accidents, poisonings and violence	200	134	66	5	6	10	21	41	56	61
E810-E835	Motor vehicle accidents	48	34	14	1	2	3	5	9	12	16
	All other accidents except falls (E800-E802, E840-E895, E910-E965)	53	40	13	3	3	5	11	10	10	11
E900-E904	Falls	42	22	20		1			4	13	24
E963, E970-E979	Suicide	41	29	12				3	13	17	8
E964, E980-E983	Homicide	16	9	7	1		2	2	5	4	2
E965, E984-E999	Police intervention, execution and operations of war										

TABLE 73

DEATHS BY CAUSE GROUPS BY SEX AND AGE GROUPS

ELIZABETH: 1963

INTERNATIONAL CLASSIFICATION OF DISEASES 10th Revision	CAUSE OF DEATH	TOTAL	MALE	FEMALE	AGE GROUP BY YEARS						
					1-4	5-14	15-24	25-44	45-64	65+	
000-099	ALL CAUSES	1313	759	554	86	9	6	9	74	345	784
010-130	Infective and parasitic diseases	17	11	6					4	8	5
010-010	Tuberculosis of respiratory system	12	10	2					1	6	5
010-010	Tuberculosis, other forms	4	1	3					2	2	
010-019	Syphilis and its sequelae										
040	Typhoid fever										
040	Cholera										
040-040	Dysentery, all forms										
010-051	Scarlet fever and streptococcal sore throat										
055	Diphtheria										
054	Whooping cough										
057	Meningococcal infections										
053	Plague										
060	Acute poliomyelitis										
084	Smallpox										
085	Measles										
100-108	Typhus and other rickettsial diseases										
110-117	Malaria										
	Residual (030-039, 041, 042, 044, 049, 052-054, 059-074, 081-083, 086-096, 120-138)	1		1							
140-239	Neoplasms	253	145	108						1	
140-205	Malignant neoplasms	249	143	106			1	1		17	93
210-239	Benign and unspecified neoplasms	4	2	2					17	91	139
240-289	Allergic, endocrine system, metabolic and nutritional diseases	37	21	16							2
260	Diabetes mellitus	33	19	14						1	10
	Residual (240-245, 250-254, 270-277, 280-289)	4	2	2							9
290-299	Diseases of the blood and blood-forming organs	1	1							1	1
290-293	Anemias										1
	Residual (294-299)	1	1								
300-326	Mental, psychoneurotic and personality disorders	5	3	2					3	2	
330-398	Diseases of the nervous system and sense organs	131	62	69	1	2			1	20	107
330-334	Vascular lesions affecting central nervous system	119	59	60							15
340	Nonmeningococcal meningitis	2	1	1	1	1					
	Residual (341-345, 350-357, 360-369, 370-389, 390-398)	10	2	8		1				1	5
400-468	Diseases of the circulatory system	591	332	259				1		24	148
400-402	Rheumatic fever										
410-416	Chronic rheumatic heart disease	15	5	10						4	8
420-422	Arteriosclerotic and degenerative heart disease	459	267	192					13	122	324
430-434	Other diseases of heart	19	11	8			1		3	2	13
440-443	Hypertension with heart disease	43	20	23							12
444-447	Hypertension without mention of heart	12	6	6						2	2
	Residual (450-456, 460-468)	43	23	20						2	2
470-527	Diseases of the respiratory system	55	40	15	8	2	1		2	14	28
480-483	Influenza	1	1								
490-493	Pneumonia	40	25	15	7	2	1		2	9	19
500-502	Bronchitis	2	2								2
	Residual (470-475, 510-527)	12	12		1						5
530-587	Diseases of the digestive system	60	37	23					6	27	27
540, 541	Ulcer of stomach and duodenum	7	4	3							2
550-553	Appendicitis	2		2							2
560, 561, 570	Intestinal obstruction and hernia	7	3	4							3
543, 571, 572	Gastritis, duodenitis, enteritis and colitis, except diarrhea of newborn	4	3	1							2
581	Cirrhosis of liver	22	17	5						3	14
	Residual (530-539, 542, 544, 545, 573-578, 580, 582-587)	18	10	8						3	4
590-637	Diseases of the genito-urinary system	22	15	7					3	7	12
590-594	Nephritis and nephrosis	9	4	5					2	4	3
610	Hyperplasia of prostate	4	4								
	Residual (600-609, 611-617, 620-626, 630-637)	9	7	2					1	3	5
640-689	Pregnancy, childbirth and the puerperium	1		1							
690-716	Diseases of the skin and cellular tissue										
720-749	Diseases of the bones and organs of movement	1	1								
750-759	Congenital malformations	10	6	4					1	2	
760-776	Certain diseases of early infancy	67	40	27							
760-762	Birth injuries, postnatal asphyxia and atelectasis	43	28	15	4	3					
763-768	Infections of the newborn	3	1	2	3						
769-776	Other diseases peculiar to early infancy and immaturity unqualified	21	11	10	2	1					
780-795	Symptoms, senility and ill-defined conditions	2	1	1	1						
E800-E999	Accidents, poisonings and violence	60	44	16	1	4	2	7	12	15	19
E810-E835	Motor vehicle accidents	16	11	5				2	2	4	3
	All other accidents except falls (E800-E802, E840-E895, E910-E962)	16	12	4			1	2	2	5	4
E900-E904	Falls	13	8	5			1			2	4
E963, E970-E979	Suicide	8	7	1			1			2	6
E964, E980-E983	Homicide	7	6	1				1	2	2	3
E965, E984-E999	Police intervention, execution and operations of war							2	2	1	1

TABLE 74

DEATHS BY CAUSE GROUPS BY SEX AND AGE GROUPS

UNION TOWNSHIP: 1963

INTERNATIONAL LIST NO. (7th Revision)	CAUSE OF DEATH	TOTAL	MALE	FEMALE	AGE GROUP BY YEARS						
					-1	1-4	5-14	15-24	25-44	45-64	65+
001-E999	ALL CAUSES	489	281	208	15	3	5	7	22	174	263
001-138	Infective and parasitic diseases	6	4	2		1	1	1		1	2
001-008	Tuberculosis of respiratory system	1		1							1
010-019	Tuberculosis, other forms										
020-029	Syphilis and its sequelae										
040	Typhoid fever										
043	Cholera										
045-048	Dysentery, all forms										
050, 051	Scarlet fever and streptococcal sore throat										
055	Diphtheria										
056	Whooping cough										
057	Meningococcal infections										
058	Plague										
080	Acute poliomyelitis										
084	Smallpox										
085	Measles	1		1			1				
100-108	Typhus and other rickettsial diseases										
110-117	Malaria										
	Residual (030-039, 041, 042, 044, 049, 052-054, 059-074, 081-083, 086-096, 120-138)	4	4			1		1		1	1
140-239	Neoplasms	121	65	56		1	3	3	4	57	53
140-205	Malignant neoplasms	118	64	54		1	3	3	4	55	52
210-239	Benign and unspecified neoplasms	3	1	2						2	1
240-289	Allergic, endocrine system, metabolic and nutritional diseases	14	6	8						5	9
260	Diabetes mellitus	13	6	7						5	8
	Residual (240-245, 250-254, 270-277, 280-289)	1		1							1
290-299	Diseases of the blood and blood-forming organs	2		2							2
290-293	Anemias	1		1							1
	Residual (294-299)	1		1							1
300-326	Mental, psychoneurotic and personality disorders	4	3	1					2	2	
330-398	Diseases of the nervous system and sense organs	52	26	26					3	8	41
330-334	Vascular lesions affecting central nervous system	49	24	25					3	7	39
340	Nonmeningococcal meningitis										
	Residual (341-345, 350-357, 360-369, 370-389, 390-398)	3	2	1						1	2
400-468	Diseases of the circulatory system	208	129	79	1				8	70	129
400-402	Rheumatic fever										
410-416	Chronic rheumatic heart disease	6	6							4	2
420-422	Arteriosclerotic and degenerative heart disease	169	107	62					6	57	106
430-434	Other diseases of heart	5	2	3	1					1	3
440-443	Hypertension with heart disease	13	4	9					1	3	9
444-447	Hypertension without mention of heart	4	2	2						1	3
	Residual (450-456, 460-468)	11	8	3					1	4	6
470-527	Diseases of the respiratory system	12	8	4						6	6
480-483	Influenza	2	1	1							2
490-493	Pneumonia	2	1	1							2
500-502	Bronchitis										
	Residual (470-475, 510-527)	8	6	2						6	2
530-587	Diseases of the digestive system	24	17	7		1			1	11	11
540, 541	Ulcer of stomach and duodenum	8	7	1						7	1
550-553	Appendicitis										
560, 561, 570	Intestinal obstruction and hernia	4	4			1				1	2
543, 571, 572	Gastritis, duodenitis, enteritis and colitis, except diarrhea of newborn	3	2	1						1	2
581	Cirrhosis of liver	5	4	1						2	3
	Residual (530-539, 542, 544, 545, 573-578, 580, 582-587)	4	4						1		3
590-637	Diseases of the genito-urinary system	4	2	2					1	2	1
590-594	Nephritis and nephrosis	2	1	1						1	1
610	Hyperplasia of prostate										
	Residual (600-609, 611-617, 620-626, 630-637)	2	1	1					1	1	
640-689	Pregnancy, childbirth and the puerperium										
690-716	Diseases of the skin and cellular tissue	1		1						1	
720-749	Diseases of the bones and organs of movement	2	2								
750-759	Congenital malformations	3	2	1	2						1
760-776	Certain diseases of early infancy	12	6	6	12						
760-762	Birth injuries, postnatal asphyxia and atelectasis	5	3	2	5						
763-768	Infections of the newborn	1		1	1						
769-776	Other diseases peculiar to early infancy and immaturity unqualified	6	3	3	6						
780-795	Symptoms, senility and ill-defined conditions										
E800-E999	Accidents, poisonings and violence	24	11	13			1	3	2	11	7
E810-E835	Motor vehicle accidents	3	3							2	1
	All other accidents except falls (E800-E802, E840-E895, E910-E962)	4	1	3			1	2			1
E900-E904	Falls	8	3	5						3	5
E963, E970-E979	Suicide	7	4	3				1	1	5	
E984, E980-E983	Homicide	2		2					1	1	
E965, E984-E999	Police intervention, execution and operations of war										

TABLE 75

DEATHS BY CAUSE GROUPS BY SEX AND AGE GROUPS

WARREN COUNTY: 1963

INTERNATIONAL LIST NO. (7th Revision)	CAUSE OF DEATH	TOTAL	MALE	FEMALE	AGE GROUP BY YEARS							
					-1	1-4	5-14	15-24	25-44	45-64	65+	
001-E999	ALL CAUSES	804	448	356	33	2	4	12	35	185	533	
001-138	Infective and parasitic diseases	4	3	1						1	3	
001-008	Tuberculosis of respiratory system	3	2	1							2	
010-019	Tuberculosis, other forms									1		
020-029	Syphilis and its sequelae											
040	Typhoid fever											
043	Cholera											
045-048	Dysentery, all forms											
050, 051	Scarlet fever and streptococcal sore throat											
055	Diphtheria											
056	Whooping cough											
057	Meningococcal infections											
058	Plague											
080	Acute poliomyelitis											
084	Smallpox											
085	Measles											
100-108	Typhus and other rickettsial diseases											
110-117	Malaria											
	Residual (030-039, 041, 042, 044, 049, 052-054, 057-074, 081-083, 086-096, 120-138)	1	1								1	
140-239	Neoplasms	137	67	70		2		1	6	53	75	
140-205	Malignant neoplasms	136	67	69		2		1	6	52	75	
210-239	Benign and unspecified neoplasms	1		1								
240-289	Allergic, endocrine system, metabolic and nutritional diseases	18	7	11						4	14	
260	Diabetes mellitus	14	5	9						3	11	
	Residual (240-245, 250-254, 270-277, 280-289)	4	2	2						1	3	
290-299	Diseases of the blood and blood-forming organs	1	1								1	
290-293	Anemias	1	1								1	
	Residual (294-299)											
300-326	Mental, psychoneurotic and personality disorders	1		1					1			
330-398	Diseases of the nervous system and sense organs	78	36	42				1	2	14	61	
330-334	Vascular lesions affecting central nervous system	74	35	39					2	13	59	
340	Nonmeningococcal meningitis											
	Residual (341-345, 350-357, 360-369, 370-389, 390-398)	4	1	3				1		1	2	
400-468	Diseases of the circulatory system	373	207	166					10	78	285	
400-402	Rheumatic fever											
410-416	Chronic rheumatic heart disease	8	5	3					2	4	2	
420-422	Arteriosclerotic and degenerative heart disease	279	170	109					6	62	211	
430-434	Other diseases of heart	5	3	2							5	
440-443	Hypertension with heart disease	37	10	27						6	31	
444-447	Hypertension without mention of heart	9	4	5						1	8	
	Residual (450-456, 460-468)	35	15	20					2	5	28	
470-527	Diseases of the respiratory system	63	41	22	2		1		3	12	45	
480-483	Influenza	3	2	1						1	2	
490-493	Pneumonia	42	24	18	2		1		3	3	33	
500-502	Bronchitis	1		1							1	
	Residual (470-475, 510-527)	17	15	2						8	9	
530-587	Diseases of the digestive system	23	15	8					1	8	14	
540, 541	Ulcer of stomach and duodenum	5	5							1	4	
550-553	Appendicitis											
560, 561, 570	Intestinal obstruction and hernia	5	2	3						2	3	
543, 571, 572	Gastritis, duodenitis, enteritis and colitis, except diarrhea of newborn	2	1	1							2	
581	Cirrhosis of liver	6	4	2					1	3	2	
	Residual (530-539, 542, 544, 545, 573-578, 580, 582-587)	5	3	2						2	3	
590-637	Diseases of the genito-urinary system	25	14	11				3	2	4	16	
590-594	Nephritis and nephrosis	21	12	9				3	2	4	12	
610	Hyperplasia of prostate	1	1								1	
	Residual (600-609, 611-617, 620-626, 630-637)	3	1	2							3	
640-689	Pregnancy, childbirth and the puerperium											
690-716	Diseases of the skin and cellular tissue											
720-749	Diseases of the bones and organs of movement	1	1								1	
750-759	Congenital malformations	5	3	2	4					1		
760-776	Certain diseases of early infancy	27	21	6	27							
760-762	Birth injuries, postnatal asphyxia and atelectasis	21	16	5	21							
763-768	Infections of the newborn	1	1									
769-776	Other diseases peculiar to early infancy and immaturely unqualified	5	4	1	5							
780-795	Symptoms, senility and ill-defined conditions	1		1							1	
E800-E999	Accidents, poisonings and violence	47	32	15			3	7	10	10	17	
E810-E835	Motor vehicle accidents	11	9	2			2	3	3	2	1	
	All other accidents except falls (E800-E802, E840-E895, E910-E962)	13	10	3			1	1	4	3	4	
E900-E904	Falls	9	3	6						1	8	
E963, E970-E979	Suicide	14	10	4				3	3	4	4	
E964, E980-E983	Homicide											
E965, E984-E999	Police intervention, execution and operations of war											

TABLE 76

DEATHS BY CAUSE GROUPS BY SEX AND AGE GROUPS

STATE INSTITUTIONS: 1963

INTERNATIONAL LIST NO. (7th Revision)	CAUSE OF DEATH	TOTAL	MALE	FEMALE	AGE GROUP BY YEARS						
					1-4	5-14	15-24	25-44	45-64	65+	
001-E999	ALL CAUSES	31	24	7	1			1	2	15	12
001-138	Infective and parasitic diseases	4	4							3	1
001-008	Tuberculosis of respiratory system	3	3							2	1
010-019	Tuberculosis, other forms										
020-029	Syphilis and its sequelae	1	1							1	
040	Typhoid fever										
043	Cholera										
045-048	Dysentery, all forms										
050, 051	Scarlet fever and streptococcal sore throat										
055	Diphtheria										
056	Whooping cough										
057	Meningococcal infections										
058	Plague										
080	Acute poliomyelitis										
084	Smallpox										
085	Measles										
100-108	Typhus and other rickettsial diseases										
110-117	Malaria										
	Residual (030-039, 041, 042, 044, 049, 052-054, 057-074, 081-083, 086-096, 120-138)										
140-239	Neoplasms	4	2	2						3	1
140-205	Malignant neoplasms	4	2	2						3	1
210-239	Benign and unspecified neoplasms										
240-289	Allergic, endocrine system, metabolic and nutritional diseases	1	1								1
260	Diabetes mellitus	1	1								1
	Residual (240-245, 250-254, 270-277, 280-289)										
290-299	Diseases of the blood and blood-forming organs										
290-293	Anemias										
	Residual (294-299)										
300-326	Mental, psychoneurotic and personality disorders										
330-398	Diseases of the nervous system and sense organs										
330-334	Vascular lesions affecting central nervous system										
340	Nonmeningococcal meningitis										
	Residual (341-345, 350-357, 360-369, 370-389, 390-398)										
400-468	Diseases of the circulatory system	10	9	1					1	6	3
400-402	Rheumatic fever										
410-416	Chronic rheumatic heart disease										
420-422	Arteriosclerotic and degenerative heart disease	8	7	1					1	6	1
430-434	Other diseases of heart	1	1								1
440-443	Hypertension with heart disease										
444-447	Hypertension without mention of heart										
	Residual (450-456, 460-468)	1	1								1
470-527	Diseases of the respiratory system	8	5	3	1				1	2	4
480-483	Influenza										
490-493	Pneumonia	6	4	2					1	1	4
500-502	Bronchitis										
	Residual (470-475, 510-527)	2	1	1	1					1	
530-587	Diseases of the digestive system	2	2							1	1
540, 541	Ulcer of stomach and duodenum	1	1							1	
550-553	Appendicitis										
560, 561, 570	Intestinal obstruction and hernia										
543, 571, 572	Gastritis, duodenitis, enteritis and colitis, except diarrhea of newborn										
581	Cirrhosis of liver										
	Residual (530-539, 542, 544, 545, 573-578, 580, 582-587)	1	1								1
590-637	Diseases of the genito-urinary system										
590-594	Nephritis and nephrosis										
610	Hyperplasia of prostate										
	Residual (600-609, 611-617, 620-626, 630-637)										
640-689	Pregnancy, childbirth and the puerperium										
690-716	Diseases of the skin and cellular tissue										
720-749	Diseases of the bones and organs of movement										
750-759	Congenital malformations										
760-776	Certain diseases of early infancy										
760-762	Birth injuries, postnatal asphyxia and atelectasis										
763-768	Infections of the newborn										
769-776	Other diseases peculiar to early infancy and immaturity unqualified										
780-795	Symptoms, senility and ill-defined conditions										
E800-E999	Accidents, poisonings and violence	2	1	1					1		1
E810-E835	Motor vehicle accidents	1		1					1		
	All other accidents except falls (E800-E802, E840-E895, E910-E962)	1	1								1
E900-E904	Falls										
E963, E970-E979	Suicide										
E964, E980-E983	Homicide										
E965, E984-E999	Police intervention, execution and operations of war										

TABLE 77

DEATHS BY CAUSE GROUPS BY SEX AND AGE GROUPS

MILITARY POSTS: 1963

INTERNATIONAL LIST NO. (7th Revision)	CAUSE OF DEATH	TOTAL	MALE	FEMALE	AGE GROUP BY YEARS						
					-1	1-4	5-14	15-24	25-44	45-64	65+
001-E999	ALL CAUSES	44	24	20	12	2	3	4	15	6	2
001-138	Infective and parasitic diseases										
001-008	Tuberculosis of respiratory system										
010-019	Tuberculosis, other forms										
020-029	Syphilis and its sequelae										
040	Typhoid fever										
043	Cholera										
045-048	Dysentery, all forms										
050, 051	Scarlet fever and streptococcal sore throat										
055	Diphtheria										
056	Whooping cough										
057	Meningococcal infections										
058	Plague										
080	Acute poliomyelitis										
084	Smallpox										
085	Measles										
100-108	Typhus and other rickettsial diseases										
110-117	Malaria										
	Residual (030-039, 041, 042, 044, 049, 052-054, 059-074, 081-083, 086-096, 120-138)										
140-239	Neoplasms	6		6					3	3	
140-205	Malignant neoplasms	6		6							
210-239	Benign and unspecified neoplasms								3	3	
240-289	Allergic, endocrine system, metabolic and nutritional diseases	3		3	1		1			1	
260	Diabetes mellitus	2		2			1			1	
	Residual (240-245, 250-254, 270-277, 280-289)	1		1	1						
290-299	Diseases of the blood and blood-forming organs	1		1			1				
290-293	Anemias	1		1			1				
	Residual (294-299)										
300-326	Mental, psychoneurotic and personality disorders										
330-398	Diseases of the nervous system and sense organs	4	2	2							
330-334	Vascular lesions affecting central nervous system	2	2				1		1	1	1
340	Nonmeningococcal meningitis	1		1			1		1		1
	Residual (341-345, 350-357, 360-369, 370-389, 390-398)	1		1						1	
400-468	Diseases of the circulatory system	4	2	2					4		
400-402	Rheumatic fever										
410-416	Chronic rheumatic heart disease	1		1					1		
420-422	Arteriosclerotic and degenerative heart disease	3	2	1					3		
430-434	Other diseases of heart										
440-443	Hypertension with heart disease										
444-447	Hypertension without mention of heart										
	Residual (450-456, 460-468)										
470-527	Diseases of the respiratory system	4	3	1	1	1			1		1
480-483	Influenza										
490-493	Pneumonia	2	1	1	1	1					
500-502	Bronchitis										
	Residual (470-475, 510-527)	2	2								
530-587	Diseases of the digestive system								1		1
540, 541	Ulcer of stomach and duodenum										
550-553	Appendicitis										
560, 561, 570	Intestinal obstruction and hernia										
543, 571, 572	Gastritis, duodenitis, enteritis and colitis, except diarrhea of newborn										
581	Cirrhosis of liver										
	Residual (530-539, 542, 544, 545, 573-578, 580, 582-587)										
590-637	Diseases of the genito-urinary system										
590-594	Nephritis and nephrosis										
610	Hyperplasia of prostate										
	Residual (600-609, 611-617, 620-626, 630-637)										
640-689	Pregnancy, childbirth and the puerperium	1		1							
690-716	Diseases of the skin and cellular tissue								1		
720-749	Diseases of the bones and organs of movement										
750-759	Congenital malformations	3	3		2		1				
760-776	Certain diseases of early infancy	7	3	4	7						
760-762	Birth injuries, postnatal asphyxia and atelectasis	2	1	1	2						
763-768	Infections of the newborn										
769-776	Other diseases peculiar to early infancy and immaturity unqualified	5	2	3	5						
780-795	Symptoms, senility and ill-defined conditions										
E800-E999	Accidents, poisonings and violence	11	11		1			4	5	1	
E810-E835	Motor vehicle accidents	5	5								
	All other accidents except falls (E800-E802, E840-E895, E910-E962)	4	4		1			4	1		
E900-E904	Falls								3		
E963, E970-E979	Suicide	2	2								
E964, E980-E983	Homicide								1	1	
E965, E984-E999	Police intervention, execution and operations of war										