

Stat-D5
Dec 66

NEW JERSEY HEALTH STATISTICS

1965

Roscoe P. Kandle, M.D., M.P.H.
State Commissioner of Health

F. Merton Saybolt, M.S.P.H.
Chief, Vital Statistics and Registration

Anna P. Halkovich, M.B.A.
Coordinator, Public Health Statistics



New Jersey State Department of Health



State of New Jersey

DEPARTMENT OF HEALTH

JOHN FITCH PLAZA, P.O. BOX 1540, TRENTON, 08625

December, 1966

This 1965 statistical report constitutes the fourth consecutive annual publication of the Public Health Statistics Program. It presents detailed information on births, marriages, and deaths for the calendar year 1965 and offers comparable statistics for previous years.

The purpose of this report is to provide information to professional health workers as well as to the citizens of New Jersey. The narrative presentation of activities of the New Jersey Department of Health in 1965 is published separately.



Roscoe P. Kandle, M.D.
State Commissioner of Health

TABLE OF CONTENTS

<u>Table No.</u>		<u>Page No.</u>
	Report of the Public Health Statistics Program Calendar Year, 1965	1
1.	Population Estimates, Births, Marriages (by Occurrence) And Deaths, Numbers and Rates per 1,000 population: 1941-1965	5
2.	Live Births By Legitimacy By Age of Mother: 1965.	6
3.	Births By Legitimacy For Counties And Major Cities: 1965 . . .	6
4.	Resident Births By Weight Group By Age Group of Mother: 1965	7
5.	Births, Marriages By Occurrence, Deaths, Infant Deaths And Maternal Deaths By Counties And Major Cities: 1965	8
6.	Marriages In New Jersey By Age Of Husband By Age Of Wife: 1965	9
7.	Births And Infant, Neonatal, Fetal, Perinatal And Maternal Deaths (Numbers and Rates): 1941-1965.	10
8.	Births, Marriages, Deaths, Fetal Deaths, Infant Deaths And Neonatal Deaths By Counties And Municipalities: 1965.	11
	Report On Infant Deaths By Cause And Age: 1965	21
	Infant Deaths By Age And Immaturity: 1965	22
9.	Infant Deaths By Cause And Age: 1965	23
	Infant Death Rates By Age Group New Jersey And United States: 1954-1965.	24
10.	Cases Of Reportable Diseases By County Of Residence (Exclusive of Cerebral Palsy): 1965.	25
11.	Active Newly Reported Tuberculosis Cases And Tuberculosis Deaths, Numbers and Rates per 100,000 Estimated Population: 1956-1965	27
12.	Tuberculosis Cases And Deaths, Numbers And Rates per 100,000 estimated population, For Counties And Major Cities: 1965	28
13.	Tuberculosis Cases By Clinical Status For Counties And Major Cities: 1965	29
14.	Active Tuberculosis Cases By Age Groups For Counties and Major Cities: 1965.	29
15.	Active Pulmonary Tuberculosis Cases By Extent Of Disease By Counties And Major Cities: 1965	30
16.	Active Pulmonary Tuberculosis Cases By Bacterial Status For Counties And Major Cities: 1965.	30
17.	Civilian Cases Of Syphilis By Stage And Gonorrhoea, Numbers And Rates per 100,000 estimated population: 1946-1965 . . .	31

Table No.

Page No.

18.	Venereal Disease Cases (Including Military) By Age Groups Numbers And Rates per 100,000 population: 1965	32
19.	Syphilis Cases (Including Military) By Age Groups, Numbers And Rates per 100,000 population: 1965	32
20.	Syphilis And Gonorrhoea Cases By Counties And Major Cities Numbers And Rates per 100,000 estimated population: 1965	33
21.	Resident Deaths From Selected Respiratory Diseases: 1965. . .	34
22.	Deaths From Reportable Diseases By County Of Residence: 1965	35
23.	Principal Causes Of Death By Specified Age Groups: 1964-1965	36
24.	Deaths Due To Accidents By Cause Of Accident For Selected Age Groups, Number And Rank: 1965	40
25.	Deaths From All Accidents, Cancer, Diseases Of The Circulatory System, Heart Diseases, Diabetes And Vascular Lesions By Counties And Major Cities (Numbers And Rates per 100,000 population): 1965	41
26.	Deaths And Death Rates per 100,000 population For Diseases Of The Circulatory System By Cause Group By Age And Sex: 1965	42
27.	Deaths And Death Rates per 100,000 population For Neoplasms By Cause Group By Age And Sex: 1965	43
28.	Motor Vehicle Deaths In New Jersey By Cause Of Death By Age: 1965	44
29.	Nontransport Accidental Deaths In New Jersey By Cause Of Death By Place Of Accident: 1965	44
30.	Deaths By Cause By Sex And Age Groups: 1965	45
31.	Deaths By Cause Groups By Sex And Age Groups, Total New Jersey: 1965.	56
32.	Male Deaths By Cause Groups And Age Groups, New Jersey: 1965	57
33.	Female Deaths By Cause Groups And Age Groups, New Jersey: 1965	58

34-74

Deaths By Cause Groups By Sex And Age Groups For Each
 County And Cities Having Estimated Populations Of 50,000
 Or More, State Institutions And Military Posts: 1965

59-99

<u>Table No.</u>		<u>Page No.</u>
34.	ATLANTIC COUNTY	59
35.	Atlantic City	60
36.	BERGEN COUNTY	61
37.	BURLINGTON COUNTY.	62
38.	CAMDEN COUNTY	63
39.	Camden City	64
40.	CAPE MAY COUNTY	65
41.	CUMBERLAND COUNTY	66
42.	ESSEX COUNTY.	67
43.	Bloomfield	68
44.	East Orange	69
45.	Irvington	70
46.	Newark	71
47.	GLOUCESTER COUNTY	72
48.	HUDSON COUNTY.	73
49.	Bayonne	74
50.	Hoboken	75
51.	Jersey City	76
52.	Union City	77
53.	HUNTERDON COUNTY	78
54.	MERCER COUNTY	79
55.	Hamilton Township	80
56.	Trenton.	81
57.	MIDDLESEX COUNTY.	82
58.	Woodbridge Township	83
59.	MONMOUTH COUNTY	84
60.	MORRIS COUNTY	85
61.	OCEAN COUNTY	86
62.	PASSAIC COUNTY	87
63.	Clifton	88
64.	Passaic City	89
65.	Paterson	90
66.	SALEM COUNTY	91
67.	SOMERSET COUNTY	92
68.	SUSSEX COUNTY	93
69.	UNION COUNTY.	94
70.	Elizabeth.	95
71.	Union Township	96
72.	WARREN COUNTY	97
73.	STATE INSTITUTIONS	98
74.	MILITARY POSTS	99

Report of the Public Health Statistics Program
Calendar Year, 1965

Information in this report is primarily derived from birth, marriage, death and fetal death certificates filed with the Vital Statistics Registration Program for calendar year 1965. Through a voluntary exchange system maintained by the states, copies of certificates of birth and death were received for vital events which occurred to New Jersey residents in out-of-state jurisdictions. These events were allocated to the place of residence.

The statistical data refer to the resident population, unless otherwise stated.

POPULATION: As of July 1, 1965 New Jersey's population was estimated to be 6,803,910. This estimate, prepared by the Research and Statistics Section, Department of Conservation and Economic Development, showed a 12.2 percent growth in population since April 1, 1960 when the Federal Census count was 6,066,782.

In 1965 the excess of births over deaths amounted to 60,163 or 12.4 percent less than in 1964. Natural increase in population from 1960 through 1965 appears in the following table.

<u>Year</u>	<u>Births</u>	<u>Deaths</u>	<u>Natural Increase</u>
1960	132,594	59,330	73,264
1961	135,320	60,814	74,506
1962	131,603	61,967	69,636
1963	132,606	63,797	68,809
1964	131,593	63,963	67,630
1965	125,104	64,942	60,163

The estimated gain in population through migration during 1965 amounted to two and a half times the natural increase which resulted from the excess of births over deaths in 1965. Employment opportunities, availability of housing through new housing developments (both single dwelling units and high rise apartments), and the continued flight of individuals from city to suburbia are some of the factors which account for the population growth which New Jersey experienced in 1965.

Population estimates used in the computation of 1965 rates are those prepared by the Department of Conservation and Economic Development. In prior years the Public Health Statistics Program prepared its own estimates. The 1965 rates are not strictly comparable with those for 1964 since the population estimates of both agencies were computed on a different basis.

VITAL EVENTS IN NEW JERSEY: Births, marriages and deaths which occurred in New Jersey are shown by month of occurrence in the following table. More births and marriages occurred in the second half of the year than in the first six months. Deaths, on the other hand, were greater in the first half of the year.

Births, Marriages and Deaths Occurring in New Jersey
by Month of Occurrence: 1965

<u>Month</u>	<u>Births</u>	<u>Marriages</u>	<u>Deaths</u>
Total	121,445	46,281	63,373
January	10,098	2,712	6,167
February	9,262	3,009	5,404
March	10,426	2,209	5,225
April	9,667	3,042	5,203
May	10,108	4,511	5,313
June	10,107	5,704	5,024
July	10,768	4,615	5,036
August	10,847	4,899	4,793
September	10,521	4,621	4,779
October	10,178	4,446	5,428
November	9,458	3,643	5,381
December	10,005	2,870	5,620

BIRTHS IN NEW JERSEY: Hospital deliveries numbered 120,842 or 99.5 percent of the total born alive in the State. An additional 431 births were attended by physicians but not in a hospital. Midwives delivered three babies.

Male infants outnumbered female babies. There were 62,115 males (51.1 percent) as compared with 59,330 females (48.9 percent). Of the 121,445 births which occurred in New Jersey, 2,483 were multiple births; there were 2,434 infants who were twins, 45 who were triplets and four who were quadruplets.

RESIDENT BIRTHS: In 1965 births declined by 4.9 percent and totalled 125,104 as compared with 131,593 births in 1964. The birth rate of 18.4 per 1,000 population was well below the 1964 rate of 20.0 and was the lowest recorded in 20 years. The 1965 estimated birth rate for the United States was 19.4 per 1,000 population as against 21.0 in 1964.

Teen-age mothers accounted for 13,636 births or 10.9 percent of the total. This was the only age group in which an increase in births occurred in 1965.

Births to unmarried mothers rose by 11.9 percent and numbered 8,035 as against 7,180 illegitimate births in 1964. This category of births represented 6.4 percent of all live births, up from 5.5 percent in 1964.

Approximately four-fifths of the births out-of-wedlock occurred to women under age 25. Teen-agers accounted for the largest portion (3,703 births) while women between 20-24 years of age were responsible for the next highest number (2,695) of births to unwed mothers.

In 1965 birth certificates which did not contain the weight of the child at birth amounted to 1.6 percent of the 125,104 resident births. The following table, which presents weights of infants born to New Jersey mothers, excludes 1,996 births for which weights were not stated. Therefore, percents for each weight group were based on a total of 123,108 births.

Resident Births by Weight Group: Number and Percent

<u>Weight Group</u>	<u>Number</u>	<u>Percent</u>
5001 grams or more	163	0.1
4501-5000 grams	1,340	1.1
4001-4500 grams	7,910	6.4
3501-4000 grams	30,793	25.0
3001-3500 grams	47,954	39.0
2501-3001 grams	24,790	20.1
2001-2500 grams	6,711	5.5
1501-2000 grams	1,839	1.5
1001-1500 grams	789	0.6
<u>1000 grams or less</u>	<u>819</u>	<u>0.7</u>
Total with weight given	123,108	100.0

Most babies (39 percent) weighed between 3001 and 3500 grams. Approximately 8.3 percent or 10,158 infants weighed 2500 grams or less at the time of birth. This latter group constitutes immature or premature infants. Very small babies who weighed 1500 grams or less numbered 1,608 and accounted for 1.3 percent of the resident births for whom weight was known. Large babies weighing 4501 grams or more amounted to 1,503 or 1.2 percent.

MARRIAGES: Increasing by 1.4 percent, marriages rose from 45,632 in 1964 to 46,281 in 1965. This is the largest number recorded since 1950 when 46,291 marriages occurred in New Jersey.

Most of the increase in 1965 was due to a rise in marriages between brides and grooms 18 and 19 years of age. In 1965 there were 1,865 such marriages as compared with 1,457 in 1964. The possibility of being drafted for service in Viet Nam or other areas may have induced many teen-agers to marry at an earlier age.

Brides and grooms under 20 years of age comprised 17.7 percent of the total number of persons married in 1965. There were 16,430 teen-agers (12,635 brides and 3,795 grooms) married in 1965 as compared with 15,587 teen-agers in the preceding year. The actual number of marriages in which both the bride and groom were less than twenty years of age was 3,329 while in 1964 these marriages amounted to 2,906.

Of the 46,281 marriages performed, 35,680 marriages were first marriages for both parties. Among those who married there were 2,634 widows, 2,613 widowers, 4,937 divorced females and 5,235 divorced males.

June continued to be the favorite month for weddings while August was the second highest. Slightly more than 62 percent of all the marriages performed in 1965 occurred between May and October.

DEATHS: In 1965 the number of deaths from all causes exceeded the 1964 total by 1.5 percent. There were 64,941 resident deaths as compared with 63,963 in 1964. The mortality rate amounted to 9.5 per 1,000 population in 1965 and 9.7 in the preceding year. For the United States as a whole the provisional death rate in 1965 was 9.4 per 1,000 population, the same as in 1964.

*M. J. W. A. S.
1-21*

INFANT MORTALITY: Comprising 4.5 percent of total deaths, infant deaths numbered 2,918 in 1965 as against 3,118 in the preceding year. Very little change occurred in the infant mortality rate for 1965, since it dropped from 23.7 per 1,000 live births in 1964 to 23.3. The infant death rate for the United States remained at 24.8 per 1,000 live births, the same as in 1964.

Deaths of infants within the first day of life amounted to 1,327 or 45.5 percent of deaths under one year. Of the 2,918 infants who died before reaching one year of age, three-fourths failed to survive the first 28 days of life.

This latter category, known as neonatal deaths, numbered 2,193 deaths in 1965 and resulted in a neonatal mortality rate of 17.5 per 1,000 live births. In 1964 there were 2,396 neonatal deaths with a rate of 18.2.

Perinatal deaths and the death rate were also lower in 1965. With a total of 4,028 perinatal deaths (fetal deaths plus deaths of infants less than 7 days old), the perinatal mortality rate of 31.7 per 1,000 total deliveries (live births plus fetal deaths) dropped from a rate of 32.3 in 1964. In that year perinatal deaths were 4,317.

MATERNAL DEATHS: For the third consecutive year the maternal mortality rate remained at 0.4 per 1,000 live births. There were 44 maternal deaths in 1965 and 48 in 1964.

FETAL DEATHS: There were 1,991 fetal deaths and a fetal death rate of 15.9 per 1,000 live births in 1965. These represent a decline from 2,136 fetal deaths and the rate of 16.2, both of which occurred in 1964.

LEADING CAUSES OF DEATH: Totals for seven categories of leading causes or groups of causes of death follow, together with the percent of total deaths for which each was responsible. Combined, these represent 84.6 percent of the 64,942 resident deaths which occurred in 1965.

<u>Cause</u>	<u>Deaths</u>	<u>Percent</u>
1. Diseases of the circulatory system	30,878	47.5
2. Malignant neoplasms	12,063	18.6
3. Vascular lesions affecting the central nervous system	5,678	8.7
4. Influenza, pneumonia and bronchitis	2,126	3.3
5. Diabetes	1,304	2.0
6. Motor vehicle accidents	1,136	1.7
7. Cirrhosis of liver	1,103	1.7

DISEASES OF THE CIRCULATORY SYSTEM: A continued increase in heart disease deaths accounted for a greater number of deaths due to diseases of the circulatory system. There were 30,878 deaths in 1965 as compared with 30,611 in 1964. In each of these years this category of diseases was responsible for more than 47 percent of deaths from all causes. Possibly due to the use of a higher population estimate in 1965, the mortality rate of 453.8 per 100,000 population was lower than the 1964 rate of 464.5.

Deaths due to heart disease increased from 28,126 in 1964 to 28,414 in 1965. More males (55.8 percent) than females (44.2 percent) succumbed to diseases of the heart. In 1965, as in the preceding year, approximately 44 percent of deaths due to all causes were those from heart disease. The mortality rate per 100,000 population was 417.6.

Arteriosclerotic heart diseases, including coronary heart disease, accounted for 22,786 deaths in 1965 as against 22,562 in the preceding year. The 1965 total was higher by approximately one percent.

CANCER: Up by 2.2 percent, cancer deaths rose from 11,801 in 1964 to 12,063 in 1965. In each of these years the proportion of cancer deaths to total deaths was 18.6 percent. Mortality rates per 100,000 population were 179.1 in 1964 and 177.3 in 1965.

Malignant neoplasms of the respiratory system took 2,266 lives in 1965 as against 2,208 in 1964. In this category female deaths contributed the major

portion to the increase. Deaths from neoplasms of the lymphatic and hemato-poietic tissues declined from 1,043 in 1964 to 958 deaths in 1965. The decrease in these deaths was evident in children under 15 years and in adults over 44 years of age.

VASCULAR LESIONS: Deaths from vascular lesions affecting the central nervous system were slightly higher in 1965 and accounted for 8.7 percent of the deaths from all causes. There were 5,678 deaths and a mortality rate of 83.5 due to this group of causes as against 5,597 deaths and a death rate of 84.9 per 100,000 population in 1964. Female deaths (3,136) outnumbered male deaths (2,542) as they made up 55 percent of the total. The largest portion (80 percent) of deaths from vascular lesions occurred to those in the age group 65 years and over.

SELECTED RESPIRATORY DISEASES: In 1965 a 12 percent rise occurred in deaths from influenza, pneumonia and bronchitis. As a group these diseases caused 2,126 deaths as compared with 1,898 deaths in 1964. Death rates per 100,000 population amounted to 31.2 in 1965 and 28.8 in the year preceding. Influenza deaths totalled 26 as against 10 in 1964; pneumonia was up from 1,722 deaths in 1964 to 1,920 in 1965; bronchitis deaths also increased from 166 in 1964 to 180 deaths in 1965.

Asthma deaths rose from 114 deaths in 1964 to 120 in 1965. There was a drop in deaths due to chronic interstitial pneumonia from 144 deaths in 1964 to 128 deaths in 1965. Lower also were deaths from bronchiectasis which caused 42 deaths in 1965 and 60 deaths the year before. A rise of 36 percent in deaths charged to emphysema, without mention of bronchitis, occurred in 1965. The increase was from 369 deaths in 1964 to 502 deaths in 1965. Deaths from tuberculosis of the respiratory system and from cancer of the lungs are discussed elsewhere in the report.

DIABETES: Deaths from diabetes were slightly higher, rising from 1,270 deaths in 1964 to 1,304 deaths in 1965. Mortality rates per 100,000 population were 19.3 in 1964 and 19.2 in 1965. Diabetes appeared among the leading causes of death in the age groups 25-44 years, 45-64 years and 65 years of age and over. However, a small decline from 1964 in diabetes deaths was noted in the age groups 25-44 and 45-64 while an increase of 8 percent occurred in those 65 years and older.

ALL ACCIDENTS: As a group, accidents caused 2,783 deaths in 1965 as compared with 2,731 in the preceding year. Fatality rates per 100,000 population amounted to 40.9 in 1965 and 41.4 in 1964. Accidents, if considered as a single cause of death, would rank fourth highest among leading causes of death for 1965.

Motor vehicle accidents continued to take more lives and in 1965 caused 1,136 deaths, up from 1,101 fatalities in 1964. Children aged 1-4 accounted for 32 deaths; 83 deaths occurred to those 5-14 years old and 299 fatalities occurred in the age group 15-24 years. Motor vehicle accidents appeared as a leading cause of death not only among children and young adults but also as third highest among those 25-44 years of age, seventh in the age group 45-64 years, and tenth highest among those 65 years old and over.

Fatalities due to accidental falls decreased by 12 percent and numbered 673 as against 754 deaths in 1964. This total was almost equally divided among males (336 deaths) and females (337 deaths). About three-fourths of these fatalities occurred in the age group 65 years of age and over. Persons 45-64 years of age were also vulnerable and 104 deaths due to accidental falls occurred in this age group.

DEATHS FROM OTHER SELECTED CAUSES: Tuberculosis deaths were down from 364 in 1964 to 293 in 1965. The death rates per 100,000 population were 4.7 in 1964 and 4.3 in 1965. Pulmonary tuberculosis accounted for 253 deaths or 86 percent of the total.

There were no deaths from acute poliomyelitis although four deaths were attributed to late effects of poliomyelitis. Two deaths resulted from measles; 20 deaths were due to infectious encephalitis; and 27 deaths were caused by infectious hepatitis. Three deaths were charged to streptococcal sore throat, including scarlet fever, one death to whooping cough, 14 to meningococcal meningitis and one to tetanus. There were no deaths from diphtheria.

New Jersey

TABLE I. POPULATION ESTIMATES, BIRTHS, MARRIAGES (by Occurrence) and DEATHS
 Numbers and Rates per 1,000 population: 1941 - 1965

YEAR	JULY 1 ESTIMATED POPULATION	BIRTHS		MARRIAGES		DEATHS	
		Number	Rate	Number	Rate	Number	Rate
1941	4,199,900	67,104	16.0	46,538	11.1	45,971	10.9
1942	4,226,426	80,812	19.1	50,498	11.9	46,270	10.9
1943	4,235,233	82,356	19.4	41,045	9.7	49,781	11.8
1944	4,167,840	75,652	18.2	36,084	8.7	47,340	11.4
1945	4,200,941	76,995	18.3	39,711	9.5	47,633	11.3
1946	4,304,261	95,044	22.1	61,020	14.2	46,261	10.7
1947	4,435,000	106,086	23.9	55,802	12.6	48,276	10.9
1948	4,729,000	97,278	20.6	51,913	11.0	48,107	10.2
1949	4,786,000	97,414	20.4	44,469	9.3	47,706	10.0
1950	4,832,000	97,734	20.2	46,291	9.6	48,837	10.1
1951	4,989,000	105,218	21.1	44,564	8.9	50,098	10.0
1952	5,112,000	110,215	21.6	41,125	8.0	51,430	10.1
1953	5,236,000	112,522	21.5	40,886	7.8	52,794	10.1
1954	5,359,000	118,252	22.1	39,744	7.4	51,203	9.6
1955	5,482,200	120,969	22.1	40,327	7.4	54,055	9.9
1956	5,605,000	124,580	22.2	41,152	7.3	54,418	9.7
1957	5,728,000	129,257	22.6	40,367	7.0	57,171	10.0
1958	5,851,000	129,730	22.2	38,398	6.6	57,552	9.8
1959	5,974,000	130,660	21.9	38,659	6.5	58,039	9.7
1960	6,098,000	132,594	21.7	39,820	6.5	59,330	9.7
1961	6,221,000	135,320	21.8	40,699	6.5	60,814	9.8
1962	6,344,000	131,603	20.7	41,462	6.5	61,967	9.8
1963	6,467,000	132,606	20.5	43,353	6.7	63,797	9.9
1964	6,590,000	131,593	20.0	45,632	6.9	63,963	9.7
1965	6,803,910	125,104	18.4	46,281	6.8	64,942	9.5
1966	6,959,650	120,116	17.3			65,656	9.4

TABLE 2. LIVE BIRTHS BY LEGITIMACY BY AGE OF MOTHER: 1965

AGE OF MOTHER	TOTAL		LEGITIMATE		ILLEGITIMATE	
	Number	Percent	Number	Percent	Number	Percent
All Ages	125,104	100.0	117,069	100.0	8,035	100.0
10-14	191	0.2	14	< 0.1	177	2.2
15-19	13,445	10.7	9,919	8.5	3,526	43.9
20-24	41,721	33.3	39,026	33.3	2,695	33.5
25-29	34,286	27.4	33,363	28.5	923	11.5
30-34	21,146	16.9	20,713	17.7	433	5.4
35-39	11,203	9.0	10,990	9.4	213	2.7
40-44	2,975	2.4	2,909	2.5	66	0.8
45-49	119	0.1	117	0.1	2	< 0.1
50 & Over	2	< 0.1	2	< 0.1		
Unknown	16	< 0.1	16	< 0.1		

TABLE 3. BIRTHS BY LEGITIMACY for COUNTIES and MAJOR CITIES: 1965

AREA	TOTAL	LEGITIMATE	ILLEGITIMATE
STATE TOTAL	125,104	117,069	8,035
ATLANTIC COUNTY	3,023	2,623	400
Atlantic City	970	660	310
BERGEN COUNTY	13,715	13,456	259
BURLINGTON COUNTY	4,794	4,616	178
CAMDEN COUNTY	8,543	8,006	537
Camden City	2,660	2,243	417
CAPE MAY COUNTY	884	826	58
CUMBERLAND COUNTY	2,413	2,191	222
ESSEX COUNTY	18,468	15,935	2,533
Bloomfield	882	875	7
East Orange	1,330	1,182	148
Irvington	844	820	24
Newark	10,433	8,214	2,219
GLOUCESTER COUNTY	2,952	2,815	137
HUDSON COUNTY	11,557	10,783	774
Bayonne	1,232	1,207	25
Hoboken	1,011	967	44
Jersey City	5,656	5,026	630
Union City	997	961	36
HUNTERDON COUNTY	1,074	1,048	26
MERCER COUNTY	5,492	4,818	674
Hamilton Township	1,533	1,325	208
Trenton	2,345	1,925	420
MIDDLESEX COUNTY	9,807	9,564	243
Woodbridge Township	1,620	1,594	26
MONMOUTH COUNTY	7,659	7,303	356
MORRIS COUNTY	6,257	6,108	149
OCEAN COUNTY	3,214	3,101	113
PASSAIC COUNTY	8,588	7,966	622
Clifton	1,241	1,222	19
Passaic City	1,044	963	81
Paterson	3,502	3,015	487
SALEM COUNTY	1,105	984	121
SOMERSET COUNTY	3,303	3,236	67
SUSSEX COUNTY	1,284	1,236	48
UNION COUNTY	9,071	8,644	427
Elizabeth	2,517	2,316	201
Union Township	652	640	12
WARREN COUNTY	1,237	1,193	44
STATE INSTITUTIONS	60	17	43
MILITARY POSTS	604	600	4

TABLE 4. RESIDENT BIRTHS BY WEIGHT GROUP BY AGE GROUP OF MOTHER: 1965

BIRTH WEIGHT GROUP	TOTAL All Ages	AGE GROUP OF MOTHER									Un- Known
		10-14	15-19	20-24	25-29	30-34	35-39	40-44	45-49	50 +	
TOTAL	125,104	191	13,445	41,721	34,286	21,146	11,203	2,975	119	2	16
Over 11 lbs. (5001 or more grams)	163		4	31	34	52	31	11			
Over 9 lbs. 14 ozs. - 11 lbs. (4501-5000 grams)	1,340	1	65	314	379	317	201	61	2		
Over 8 lbs. 13 ozs. - 9 lbs. 14 ozs. (4001-4500 grams)	7,910	4	527	2,214	2,308	1,588	964	290	13	1	1
Over 7 lbs. 11 ozs. - 8 lbs. 13 ozs. (3501-4000 grams)	30,793	21	2,726	10,008	8,673	5,578	2,982	777	26	1	1
Over 6 lbs. 9 ozs. - 7 lbs. 11 ozs. (3001-3500 grams)	47,954	72	5,272	16,663	13,234	7,797	3,856	1,013	39		8
Over 5 lbs. 8 ozs. - 6 lbs. 9 ozs. (2501-3000 grams)	24,790	59	3,175	8,730	6,534	3,735	1,998	533	24		2
Over 4 lbs. 6 ozs. - 5 lbs. 8 ozs. (2001-2500 grams)	6,711	16	990	2,231	1,623	1,055	630	156	8		2
Over 3 lbs. 4 ozs. - 4 lbs. 6 ozs. (1501-2000 grams)	1,839	2	315	555	442	297	177	49	1		1
Over 2 lbs. 3 ozs. - 3 lbs. 4 ozs. (1001-1500 grams)	789	8	148	253	171	130	70	7	2		
2 lbs. 3 ozs. or less (1000 grams or less)	819	7	142	247	202	134	67	19	1		
Weight not stated	1,996	1	81	475	686	463	227	59	3		1

TABLE 5. BIRTHS, MARRIAGES BY OCCURRENCE, DEATHS, INFANT DEATHS AND MATERNAL DEATHS BY COUNTIES AND MAJOR CITIES (Numbers and Rates) : 1965

AREA	JULY 1 ESTIMATED POPULATION		BIRTHS		MARRIAGES		DEATHS		INFANT DEATHS		MATERNAL DEATHS	
			Number	Rate	Number	Rate	Number	Rate	Number	Rate	Number	Rate
STATE TOTAL	6,803,910		125,104	18.4	46,281	6.8	64,942	9.5	2,918	23.3	44	0.4
ATLANTIC COUNTY	176,440		3,023	17.1	1,249	7.1	2,415	13.7	72	23.8	3	1.0
Atlantic City	61,520		970	15.8	393	6.4	1,106	18.0	31	32.0	1	1.0
BERGEN COUNTY	873,510		13,715	15.7	5,388	6.2	7,009	8.0	237	17.3	4	0.3
BURLINGTON COUNTY	277,330		4,794	17.3	1,433	5.2	1,728	6.2	98	20.4		
CAMDEN COUNTY	445,810		8,543	19.2	3,013	6.8	4,066	9.1	173	20.3	1	0.1
Camden City	115,250		2,660	23.1	1,140	9.9	1,386	12.0	84	31.6		
CAPE MAY COUNTY	52,030		884	17.0	450	8.6	878	16.9	27	30.5	1	1.1
CUMBERLAND COUNTY	119,840		2,413	20.1	954	8.0	1,227	10.2	73	30.3	1	0.4
ESSEX COUNTY	949,650		18,468	19.4	7,936	8.4	11,019	11.6	593	32.1	19	1.0
Bloomfield	53,840		882	16.4	267	5.0	606	11.3	21	23.8		
East Orange	77,460		1,330	17.2	551	7.1	1,064	13.7	53	39.8	3	2.3
Irvington	62,780		844	13.4	420	6.7	828	13.2	11	13.0		
Newark	397,460		10,433	26.2	4,080	10.3	5,105	12.8	411	39.4	15	1.4
GLOUCESTER COUNTY	155,130		2,952	19.0	1,073	6.9	1,273	8.2	52	17.6		
HUDSON COUNTY	608,970		11,557	19.0	5,015	8.2	7,312	12.0	263	22.8	3	0.3
Bayonne	74,110		1,232	16.6	431	5.8	823	11.1	23	18.7		
Hoboken	47,000		1,011	21.5	455	9.7	553	11.8	27	26.7		
Jersey City	270,440		5,656	20.9	2,450	9.1	3,360	12.4	139	24.6		
Union City	52,560		997	19.0	629	12.0	679	12.9	17	17.1		
HUNTERDON COUNTY	61,570		1,074	17.4	322	5.2	587	9.5	26	24.2		
MERCER COUNTY	296,400		5,492	18.5	2,009	6.8	2,889	9.7	122	22.2	3	0.5
Hamilton Township	78,370		1,533	19.6	346	4.4	632	8.1	23	15.0	1	0.7
Trenton	109,630		2,345	21.4	1,089	9.9	1,474	13.4	73	31.1	2	0.9
MIDDLESEX COUNTY	529,210		9,807	18.5	2,860	5.4	3,696	7.0	189	19.3	3	0.3
Woodbridge Township	95,530		1,620	17.0	274	2.9	586	6.1	37	22.8	1	0.6
MONMOUTH COUNTY	411,310		7,659	18.6	2,508	6.1	3,906	9.5	184	24.0	2	0.3
MORRIS COUNTY	328,170		6,257	19.1	2,379	5.6	2,717	7.2	136	21.7	2	0.3
OCEAN COUNTY	143,410		3,214	22.4	970	6.8	1,760	12.3	66	20.5		
PASSAIC COUNTY	444,870		8,588	19.3	3,158	7.1	4,578	10.3	222	25.9	2	0.3
Clifton	84,930		1,241	14.6	455	4.2	794	9.3	28	22.6		
Passaic City	56,360		1,044	18.5	615	10.9	654	11.6	23	22.0		
Peterson	147,490		3,502	23.7	1,452	9.8	1,884	12.8	118	33.7		
SALEM COUNTY	63,940		1,105	17.3	412	6.5	647	10.1	26	23.5		
SOMERSET COUNTY	181,420		3,303	18.2	952	5.2	1,165	6.4	70	21.2		
SUSSEX COUNTY	61,120		1,284	21.0	435	7.1	607	9.9	34	26.5		
UNION COUNTY	556,190		9,071	16.4	3,551	6.4	4,902	8.8	218	24.0	1	0.1
Elizabeth	117,160		2,517	21.5	947	8.1	1,300	11.1	82	32.6		
Union Township	55,150		652	11.8	261	4.7	536	9.7	15	23.0		
WARREN COUNTY	69,690		1,237	17.8	472	6.8	810	11.6	25	20.2		
STATE INSTITUTIONS			60				42		1	16.7		
MILITARY POSTS			604		291		47		11	18.2	1	1.7

NOTE: Infant and maternal death rates are per 1,000 live births. All other rates are per 1,000 estimated population. Rates for State Institutions and Military Posts are not computed due to lack of population base.

TABLE 6. MARRIAGES IN NEW JERSEY BY AGE OF HUSBAND BY AGE OF WIFE: 1965

Wife's age Group	HUSBAND'S AGE GROUP																	
	TOTAL All Ages	<15	15	16	17	18	19	20-24	25-29	30-34	35-39	40-44	45-49	50-54	55-59	60-64	65-69	70+
TOTAL	46,281	4	5	45	266	1,231	2,244	22,181	8,676	3,479	2,191	1,577	1,163	985	778	562	436	458
All Ages																		
< 15	43	2			2	11	11	14	1	1						1		
15	199			10	19	40	46	75	5	3		1						
16	885		3	14	60	195	186	380	38	8	1							
17	1,794			11	80	312	355	937	86	7	4	2						
18	4,784		1	8	71	436	801	3,078	317	43	18	8	1	1		1		
19	4,930	2	1	1	23	145	483	3,677	498	75	19	3	1	2				
20-24	20,750				9	86	346	13,209	5,351	1,220	372	107	37	6	5	1	1	
25-29	4,525			1	2	6	14	670	1,855	1,117	510	231	70	32	10	5	1	1
30-34	2,134						2	93	375	611	550	262	151	58	17	8	6	1
35-39	1,687							35	118	291	438	381	226	115	53	24	3	3
40-44	1,312							6	22	70	190	374	283	216	97	35	13	6
45-49	1,084							5	9	26	68	154	259	273	168	71	38	13
50-54	799							2	1	6	18	42	105	190	222	118	72	23
55-59	550									1	3	11	22	67	140	147	88	71
60-64	395											1	5	21	51	105	115	97
65-69	265												3	3	14	38	75	132
70+	145													1	1	8	24	111

TABLE 7. BIRTHS AND INFANT, NEONATAL, FETAL, PERINATAL AND MATERNAL DEATHS (Numbers and Rates): 1941 - 1965

YEAR	BIRTHS	INFANT DEATHS		NEONATAL DEATHS		FETAL DEATHS		PERINATAL DEATHS		MATERNAL DEATHS	
		Number	Rate	Number	Rate	Number	Rate	Number	Rate	Number	Rate
1941	67,104	2,392	35.6	1,651	24.6	1,732	25.8			166	2.5
1942	80,812	2,535	31.4	1,821	22.5	2,006	24.8			152	1.9
1943	82,356	2,782	33.8	1,892	23.0	1,978	24.0			151	1.8
1944	75,652	2,567	33.9	1,756	23.2	1,744	23.1			119	1.6
1945	76,995	2,470	32.1	1,680	21.8	1,827	23.7			118	1.5
1946	95,044	2,705	28.5	2,020	21.3	2,127	22.4			119	1.3
1947	106,086	2,959	27.9	2,217	20.9	2,265	21.4			105	1.0
1948	97,278	2,589	26.6	1,961	20.2	1,964	20.2	4,190	38.7	3,664	36.9
1949	97,414	2,521	25.9	1,910	19.6	1,972	20.2	3,653	36.8	72	0.7
1950	97,734	2,445	25.0	1,875	19.2	1,845	18.9	3,484	35.0	70	0.7
1951	105,218	2,516	23.9	1,917	18.2	1,993	18.9	3,680	34.3	69	0.7
1952	110,215	2,633	23.9	1,963	17.8	2,002	18.2	3,739	33.3	70	0.6
1953	112,522	2,654	23.6	2,043	18.2	2,046	18.2	3,854	33.6	55	0.5
1954	118,252	2,789	23.6	2,078	17.6	1,933	16.3	3,767	31.3	59	0.5
1955	120,969	2,954	24.4	2,211	18.3	2,115	17.5	4,086	33.2	64	0.5
1956	124,580	3,050	24.5	2,324	18.7	2,110	16.9	4,151	32.8	39	0.3
1957	129,257	3,161	24.5	2,430	18.8	2,148	16.6	4,299	32.7	44	0.3
1958	129,730	3,160	24.4	2,434	18.8	2,185	16.8	4,354	33.0	54	0.4
1959	130,660	3,201	24.5	2,459	18.8	2,109	16.1	4,294	32.3	51	0.4
1960	132,594	3,248	24.5	2,458	18.5	2,201	16.6	4,411	32.7	44	0.3
1961	135,320	3,244	24.0	2,470	18.3	2,207	16.3	4,433	32.2	47	0.3
1962	131,603	3,149	23.9	2,432	18.5	2,137	16.2	4,356	32.6	43	0.3
1963	132,606	3,177	24.0	2,516	19.0	2,255	17.0	4,523	33.5	50	0.4
1964	131,593	3,118	23.7	2,396	18.2	2,136	16.2	4,317	32.3	48	0.4
1965	125,104	2,918	23.3	2,193	17.5	1,991	15.9	4,028	31.7	44	0.4

NOTE: Rates are per 1,000 live births except the perinatal death rate which represents the number of infant deaths under 7 days plus fetal deaths per thousand live births plus fetal deaths. Perinatal deaths not available prior to 1947. Beginning with 1951, neonatal deaths include only deaths under 28 days of age.

TABLE 8. BIRTHS, MARRIAGES, DEATHS, FETAL DEATHS, INFANT DEATHS
AND NEONATAL DEATHS BY COUNTIES AND MUNICIPALITIES: 1965
(Marriage data by place of occurrence, all other by place of residence)

*** ATLANTIC COUNTY ***

MUNICIPALITY	Births	Marriages	Deaths	Fetal Deaths	Infant Deaths	Neonatal Deaths
ABSECON CITY	143	23	67	4	2	2
ATLANTIC CITY	970	393	1,106	20	31	23
BRIGANTINE CITY	90	39	65	2	1	1
BUENA BOROUGH	34	31	24	1		
BUENA VISTA TOWNSHIP	105	12	38	4	1	
CORBIN CITY	3		5			
EGG HARBOR CITY	118	45	79	1	3	3
EGG HARBOR TOWNSHIP	116	18	75	2		
ESTELL MANOR CITY	8	2	6		1	1
FOLSOM BOROUGH	19	3	8		1	
GALLOWAY TOWNSHIP	69	52	50	1	4	2
HAMILTON TOWNSHIP	129	37	56	1	5	4
HAMMONTON TOWN	204	102	94	2	3	1
LINWOOD CITY	82	45	43	2		
LONGPORT BOROUGH	5	9	27			
MARGATE CITY	127	70	123			
MULLICA TOWNSHIP	57	6	37		2	2
NORTHFIELD CITY	139	27	46		1	1
PLEASANTVILLE CITY	351	134	218	4	13	9
PORT REPUBLIC CITY	6	9	8			
SOMERS POINT CITY	102	61	67	3		
VENTNOR CITY	123	127	159		3	2
WEYMOUTH TOWNSHIP	23	4	14	1	1	
TOTAL	3,023	1,249	2,415	48	72	51

*** BERGEN COUNTY ***

ALLENDALE BOROUGH	92	26	36	2	2	2
ALPINE BOROUGH	18	2	16	1	1	
BERGENFIELD BOROUGH	479	143	219	8	9	7
BOGOTA BOROUGH	151	77	98	1	2	1
CARLSTADT BOROUGH	119	9	64	4	5	4
CLIFFSIDE PARK BOROUGH	269	89	212	7	3	3
CLOSTER BOROUGH	130	50	56	2	5	3
CRESSKILL BOROUGH	112	50	57	4		
DEMAREST BOROUGH	60	31	28	1	1	1
DUMONT BOROUGH	318	106	161	5	1	1
EAST PATERSON BOROUGH	290	67	154	3	6	4
EAST RUTHERFORD BOROUGH	161	84	92	4		
EDGEWATER BOROUGH	91	38	60	2	3	3
EMERSON BOROUGH	106	32	47	1	1	1
ENGLEWOOD CITY	437	319	281	13	15	10
ENGLEWOOD CLIFFS BOROUGH	80	7	16	2		
FAIR LAWN BOROUGH	389	217	254	2	2	2
FAIRVIEW BOROUGH	171	104	94	5	1	1
FORT LEE BOROUGH	497	200	177	10	6	5
FRANKLIN LAKES BOROUGH	95	24	45	3		
GARFIELD BOROUGH	533	218	317	14	9	7
GLEN ROCK BOROUGH	121	54	106	1	2	2
HACKENSACK CITY	657	378	400	10	22	19
HARRINGTON PARK BOROUGH	50	11	38	1	2	2
HASBROUCK HEIGHTS BOROUGH	172	105	117	4	1	1
HAWORTH BOROUGH	31	29	22	1		
HILLSDALE BOROUGH	173	32	72	2	3	2
HOHOKUS BOROUGH	40	55	37	1	1	1
LEONIA BOROUGH	143	76	70	1	7	6
LITTLE FERRY BOROUGH	194	50	85		4	4
LODI BOROUGH	609	127	186	5	13	12
LYNDHURST TOWNSHIP	455	158	190	4	8	7
MAHWAH TOWNSHIP	168	38	65	3	6	4
MAYWOOD BOROUGH	186	67	102	1	3	3
MIDLAND PARK BOROUGH	171	62	60	3		
MONTVALE BOROUGH	124	17	40	3	2	2
MOONACHIE BOROUGH	63	10	15			
NEW MILFORD BOROUGH	378	109	160	7	7	4

BERGEN COUNTY – Continued

MUNICIPALITY	Births	Marriages	Deaths	Fetal Deaths	Infant Deaths	Neonatal Deaths
NORTH ARLINGTON BOROUGH	338	113	192	4	6	5
NORTHVALE BOROUGH	113	22	15	3		
NORWOOD BOROUGH	62	14	33	1		
OAKLAND BOROUGH	263	39	41	3	3	3
OLD TAPPAN BOROUGH	63	12	18	3	4	4
ORADELL BOROUGH	79	27	69	3	2	2
PALISADE PARK BOROUGH	270	78	112	6	4	3
PARAMUS BOROUGH	331	112	122	5	3	2
PARK RIDGE BOROUGH	180	62	44	1	1	1
RAMSEY BOROUGH	195	83	82			
RIDGEFIELD BOROUGH	211	70	113	3	3	3
RIDGEFIELD PARK TOWNSHIP	185	83	136	5	2	2
RIDGEWOOD VILLAGE	282	249	235	7	4	4
RIVER EDGE BOROUGH	170	95	126	2	11	8
RIVER VALE TOWNSHIP	108	2	36	4	1	1
ROCHELLE PARK TOWNSHIP	89	44	51	1	3	3
ROCKLEIGH BOROUGH	2	2	1			
RUTHERFORD BOROUGH	332	133	214	5		
SADDLE RIVER BOROUGH	19	19	20	1		
SADDLE BROOK TOWNSHIP	250	70	81	2	5	5
SO. HACKENSACK TOWNSHIP	42	2	11	2	1	
TEANECK TOWNSHIP	504	292	355	6	9	6
TENAFLY BOROUGH	166	131	141	5	4	3
TETERBORO BOROUGH				1		
UPPER SADDLE RIVER BORO	73	21	26			
WALDWICK BOROUGH	229	18	63	1	4	3
WALLINGTON BOROUGH	156	57	94	1	4	3
WASHINGTON TOWNSHIP	146	25	41	1	4	4
WESTWOOD BOROUGH	186	90	106	4	3	2
WOODCLIFF LAKE BOROUGH	38	10	26	1		
WOOD RIDGE BOROUGH	120	60	70	1	1	1
WYCKOFF TOWNSHIP	180	82	86	1	2	2
TOTAL *	13,715	5,388	7,009	225 *	237	194

* Included in the total is one fetal death assigned to Palisade Interstate Park.

***** BURLINGTON COUNTY *****

BASS RIVER TOWNSHIP	6	3	21			
BEVERLY CITY	106	33	54		2	2
BORDENTOWN CITY	146	59	76	3	3	3
BORDENTOWN TOWNSHIP	77	11	46	1	5	4
BURLINGTON CITY	285	161	164	3	16	10
BURLINGTON TOWNSHIP	172	23	39	1	2	2
CHESTERFIELD TOWNSHIP	22	97	14	1		
CINNAMINSON TOWNSHIP	248	45	66	3	6	5
DELANCO TOWNSHIP	72	10	43		2	1
DELTRAN TOWNSHIP	131	11	33	3	4	4
EASTAMPTON TOWNSHIP	31	4	9			
EDGEWATER PARK TOWNSHIP	104	26	19	1	1	1
EYESHAM TOWNSHIP	193	24	39	1	5	5
FIELDSBORO BOROUGH	14	9	8			
FLORENCE TOWNSHIP	134	57	89	1	6	3
HAINESPORT TOWNSHIP	50	28	25		1	1
LUMBERTON TOWNSHIP	52	8	9	1	1	1
MANSFIELD TOWNSHIP	32	6	18	1	1	
MAPLE SHADE TOWNSHIP	208	103	106	3	2	1
MEDFORD LAKES BOROUGH	62	41	18	1		
MEDFORD TOWNSHIP	121	22	42		1	
MOORESTOWN TOWNSHIP	215	69	127	2	2	2
MOUNT HOLLY TOWNSHIP	352	120	132	7	9	5
MOUNT LAUREL TOWNSHIP	114	11	36			
NEW HANOVER TOWNSHIP	22	3	8	1		
NORTH HANOVER TOWNSHIP	77	14	23		2	2
PALMYRA BOROUGH	122	61	59	3	1	1
PEMBERTON BOROUGH	83	23	25		6	4
PEMBERTON TOWNSHIP	375	37	77	3	9	5
RIVERSIDE TOWNSHIP	194	134	92	1		
RIVERTON BOROUGH	61	36	30	1	4	4

BURLINGTON COUNTY - Continued

MUNICIPALITY	Births	Marriages	Deaths	Fetal Deaths	Infant Deaths	Neonatal Deaths
SHAMONG TOWNSHIP	18		5			
SOUTHAMPTON TOWNSHIP	92	26	43	3	1	
SPRINGFIELD TOWNSHIP	37	8	16			
TABERNACLE TOWNSHIP	31	9	10		1	1
WASHINGTON TOWNSHIP	20	5	6			
WESTAMPTON TOWNSHIP	38	3	10			
WILLINGBORO TOWNSHIP	590	60	70	8	3	3
WOODLAND TOWNSHIP	13	4	8	2		
WRIGHTSTOWN BOROUGH	74	29	13		2	2
TOTAL	4,794	1,433	1,728	55	98	72

***** CAMDEN COUNTY *****

AUDUBON BOROUGH	168	90	122	2		
AUDUBON PARK BOROUGH	20		19	1		
BARRINGTON BOROUGH	150	27	44			
BELLMAWR BOROUGH	335	64	66	4	2	1
BERLIN BOROUGH	131	68	60	2	2	1
BERLIN TOWNSHIP	111	10	37		2	
BROOKLAWN BOROUGH	40	12	26	3	1	1
CAMDEN CITY	2,660	1,140	1,386	43	84	63
CHESILHURST BOROUGH	11	1	3			
CLEMENTON BOROUGH	101	29	47	1		
COLLINGSWOOD BOROUGH	322	119	233	1	5	3
CHERRY HILL TOWNSHIP	850	182	266	5	17	14
GIBBSBORO BOROUGH	67	27	18	1		
GLOUCESTER CITY	303	99	190	4	6	3
GLOUCESTER TOWNSHIP	427	73	143	4	2	2
HADDONFIELD BOROUGH	242	130	178	3	10	6
HADDON HEIGHTS BOROUGH	145	112	110	1	1	1
HADDON TOWNSHIP	172	45	127		2	
HI NELLA BOROUGH	8		4			
LAUREL SPRINGS BOROUGH	49	13	20		1	1
LAWNSIDE BOROUGH	33	4	23		3	1
LINDENWOLD BOROUGH	201	64	63	4	2	2
MAGNOLIA BOROUGH	113	19	42		3	2
MERCHANTVILLE BOROUGH	61	121	55		1	1
MOUNT EPHRAIM BOROUGH	104	60	54		1	1
OAKLYN BOROUGH	91	38	64	2	2	2
PENNSAUKEN TOWNSHIP	618	178	302	5	9	6
PINE HILL BOROUGH	81	32	48	3	3	2
PINE VALLEY BOROUGH						
RUNNEMEDE BOROUGH	154	96	60	1	5	3
SOMERDALE BOROUGH	177	49	51	5	2	1
STRATFORD BOROUGH	247	28	49	3	1	1
TAVISTOCK BOROUGH		1				
VOORHEES TOWNSHIP	51	13	17			
WATERFORD TOWNSHIP	113	34	46	1	1	
WINSLOW TOWNSHIP	135	18	56	1	2	2
WOOD LYNNE BOROUGH	52	17	37		3	2
TOTAL	8,543	3,013	4,066	100	173	122

***** CAPE MAY COUNTY *****

AVALON BOROUGH	13	8	19	1		
CAPE MAY CITY	72	36	65		1	1
CAPE MAY PT. BOROUGH			7			
DENNIS TOWNSHIP	47	34	38	1	2	2
LOWER TOWNSHIP	126	52	140	2	3	3
MIDDLE TOWNSHIP	156	59	102	3	9	6
NO. WILDWOOD CITY	37	15	60	1		
OCEAN CITY	119	67	157		2	1
SEA ISLE CITY	20	21	29	1		
STONE HARBOR BOROUGH	14	9	21			
UPPER TOWNSHIP	51	19	45		1	1
WEST CAPE MAY BOROUGH	29	2	15			
WEST WILDWOOD BOROUGH	2	1	6			

CAPE MAY COUNTY - Continued

MUNICIPALITY	Births	Marriages	Deaths	Fetal Deaths	Infant Deaths	Neonatal Deaths
WILDWOOD CITY	101	89	113	3	3	2
WILDWOOD CREST BOROUGH	52	27	46		3	3
WOODBINE BOROUGH	45	11	15	1	3	2
TOTAL	884	450	878	13	27	21

*** CUMBERLAND COUNTY ***

BRIDGETON CITY	576	258	256	16	24	18
COMMERCIAL TOWNSHIP	88	23	32	4	5	4
DEERFIELD TOWNSHIP	65	10	30	1	3	1
DOWNE TOWNSHIP	31	9	24		2	
FAIRFIELD TOWNSHIP	74	22	53	1	2	1
GREENWICH TOWNSHIP	27	6	6			
HOPEWELL TOWNSHIP	48	16	26			
LAWRENCE TOWNSHIP	60	38	25		2	2
MAURICE RIVER TOWNSHIP	59	27	36		1	
MILLVILLE CITY	394	168	294	6	9	5
SHILOH BOROUGH	9	2	8		1	1
STOW CREEK TOWNSHIP	18		11		1	1
UPPER DEERFIELD TOWNSHIP	89	46	44	3	1	1
VINELAND CITY	875	329	382	17	22	16
TOTAL	2,413	954	1,227	48	73	50

*** ESSEX COUNTY *** 1965

BELLEVILLE TOWN	755	235	329	11	14	11
BLOOMFIELD TOWN	882	267	606	14	21	18
CALDWELL BOROUGH	137	104	97	1	3	1
CEDAR GROVE TOWNSHIP	200	37	72	3	2	1
EAST ORANGE CITY	1,330	551	1,064	37	53	48
ESSEX FELS BOROUGH	26	29	15	1	1	1
FAIRFIELD BOROUGH	123	34	45	3	4	3
GLEN RIDGE BOROUGH	88	61	120		2	
IRVINGTON TOWN	844	420	828	13	11	8
LIVINGSTON TOWNSHIP	343	160	139	5	7	6
MAPLEWOOD TOWNSHIP	250	239	273	7	6	6
MILLBURN TOWNSHIP	221	279	199	2	3	3
MONTCLAIR TOWN	578	315	600	5	13	11
NEWARK CITY	10,433	4,080	5,105	254	411	290
NO. CALDWELL BOROUGH	44	19	24			
NUTLEY TOWN	434	249	271	4	6	3
ORANGE CITY	645	296	437	13	13	10
ROSELAND BOROUGH	47	28	28	1		
SOUTH ORANGE VILLAGE	154	187	164	1	2	2
VERONA BOROUGH	208	152	123	3	5	3
WEST CALDWELL BOROUGH	155	9	76	3	4	3
WEST ORANGE TOWN	571	185	404	9	12	9
TOTAL	18,468	7,936	11,019	390	593	437

*** GLOUCESTER COUNTY ***

CLAYTON BOROUGH	80	67	39	1	2	2
DEPTFORD TOWNSHIP	384	84	122	7	8	8
EAST GREENWICH TOWNSHIP	54	14	16		1	1
ELK TOWNSHIP	29	16	21	1	1	1
FRANKLIN TOWNSHIP	168	58	79	1	1	1
GLASSBORO BOROUGH	217	64	89	5	5	4
GREENWICH TOWNSHIP	92	33	39	1	2	2
HARRISON TOWNSHIP	56	19	31		2	2
LOGAN TOWNSHIP	14	8	20			
MANTUA TOWNSHIP	198	48	53	4	2	2
MONROE TOWNSHIP	225	112	110	1	5	4
NATIONAL PARK BOROUGH	77	36	32	2	2	1
NEWFIELD BOROUGH	32	15	26			

GLOUCESTER COUNTY - Continued

MUNICIPALITY	Births	Marriages	Deaths	Fetal Deaths	Infant Deaths	Neonatal Deaths
PAULSBORO BOROUGH	173	86	78	4	2	1
PITMAN BOROUGH	186	66	111		5	2
SO. HARRISON TOWNSHIP	20	5	5			
SWEDSBORO BOROUGH	71	36	35	1	1	
WASHINGTON TOWNSHIP	81	15	37	2	2	1
WENONAH BOROUGH	60	10	27	2		
WEST DEPTFORD TOWNSHIP	119	11	66	1	3	2
WESTVILLE BOROUGH	141	57	64	3		
WOODBURY CITY	406	178	145	2	8	4
WOODBURY HEIGHTS BOROUGH	58	34	20			
WOOLWICH TOWNSHIP	11	1	8			
TOTAL	2,952	1,073	1,273	38	52	38

***** HUDSON COUNTY *****

BAYONNE CITY	1,232	431	823	25	23	19
EAST NEWARK BOROUGH	36	41	13	1		
GUTTENBERG TOWN	80	32	80	1		
HARRISON TOWN	226	76	156	3	2	2
HOBOKEN CITY	1,011	455	553	23	27	23
JERSEY CITY	5,656	2,450	3,360	102	139	89
KEARNY TOWN	607	266	465	11	10	7
NO. BERGEN TOWNSHIP	699	153	474	9	18	16
SECAUCUS BOROUGH	174	67	112	3	6	5
UNION CITY	997	629	679	12	17	11
WEEHAWKEN TOWNSHIP	204	75	177	3	9	6
WEST NEW YORK TOWN	635	340	420	15	12	8
TOTAL	11,557	5,015	7,312	208	263	186

***** HUNTERDON COUNTY *****

ALEXANDRIA TOWNSHIP	23	2	15	1	1	1
BETHLEHEM TOWNSHIP	16	2	8			
BLOOMSBURY BOROUGH	19	2	9			
CALIFON BOROUGH	15	12	9			
CLINTON TOWN	31	29	14			
CLINTON TOWNSHIP	75	8	39		3	2
DELAWARE TOWNSHIP	54	21	28		3	2
EAST AMWELL TOWNSHIP	47	10	16		1	
FLEMINGTON BOROUGH	58	54	56	1	3	1
FRANKLIN TOWNSHIP	44	7	29	2	2	2
FRENCHTOWN BOROUGH	20	6	22			
GLEN GARDNER BOROUGH	24	1	13			
HAMPTON BOROUGH	33	11	10			
HIGH BRIDGE BOROUGH	46	23	18		2	2
HOLLAND TOWNSHIP	40	3	23		1	1
KINGWOOD TOWNSHIP	35	11	17		1	1
LAMBERTVILLE CITY	83	43	56		3	3
LEBANON BOROUGH	16	5	9			
LEBANON TOWNSHIP	63	3	21		2	2
MILLFORD BOROUGH	32	8	17		1	1
RARITAN TOWNSHIP	98	7	49		1	1
READINGTON TOWNSHIP	121	40	68	2	2	2
STOCKTON BOROUGH	6		7			
TEWKSBURY TOWNSHIP	28	8	15			
UNION TOWNSHIP	19	5	5			
WEST AMWELL TOWNSHIP	28	1	14			
TOTAL	1,074	322	587	6	26	21

***** MERCER COUNTY *****

EAST WINDSOR TOWNSHIP	73	1	23	2	1	
EWING TOWNSHIP	450	154	209	3	6	5
HAMILTON TOWNSHIP	1,533	346	632	16	23	18
HIGHTSTOWN BOROUGH	110	59	68		1	1

MERCER COUNTY – Continued

MUNICIPALITY	Births	Marriages	Deaths	Fetal Deaths	Infant Deaths	Neonatal Deaths
HOPEWELL BOROUGH	36	17	18			
HOPEWELL TOWNSHIP	115	24	71	1	4	
LAWRENCE TOWNSHIP	246	86	114	4	6	6
PENNINGTON BOROUGH	46	21	26		2	1
PRINCETON BOROUGH	159	151	117	2	1	
PRINCETON TOWNSHIP	207	43	82	1	3	3
TRENTON CITY	2,345	1,089	1,474	54	73	56
WASHINGTON TOWNSHIP	76	7	24		2	1
WEST WINDSOR TOWNSHIP	96	11	31			
TOTAL	5,492	2,009	2,889	83	122	91

*** MIDDLESEX COUNTY ***

CARTERET BOROUGH	421	153	174	7	8	6
CRANBURY TOWNSHIP	55	23	26			
DUNELLEN BOROUGH	155	81	64	3	4	3
EAST BRUNSWICK TOWNSHIP	714	68	130	10	9	8
EDISON TOWNSHIP	964	248	257	9	19	17
HELMETTA BOROUGH	15	11	9			
HIGHLAND PARK BOROUGH	274	63	127	1	4	4
JAMESBURG BOROUGH	115	69	38		2	2
MADISON TOWNSHIP	500	116	136	9	6	3
METUCHEN BOROUGH	398	118	154	5	5	5
MIDDLESEX BOROUGH	261	49	74	3	4	3
MILLTOWN BOROUGH	114	40	54		3	3
MONROE TOWNSHIP	85	7	34			
NEW BRUNSWICK CITY	825	446	448	23	28	23
NO. BRUNSWICK TOWNSHIP	201	29	78	6	2	1
PERTH AMBOY CITY	718	443	496	8	12	9
PISCATAWAY TOWNSHIP	557	92	145	11	12	10
PLAINSBORO TOWNSHIP	23	12	19		1	1
SAYREVILLE BOROUGH	420	77	175	4	7	5
SOUTH AMBOY CITY	276	119	119	8	3	2
SO. BRUNSWICK TOWNSHIP	289	46	64	4	2	2
SO. PLAINFIELD BOROUGH	401	97	109	6	11	7
SOUTH RIVER BOROUGH	253	130	121	4	6	3
SPOTSWOOD BOROUGH	153	49	59	2	4	2
WOODBIDGE TOWNSHIP	1,620	274	586	21	37	27
TOTAL	9,807	2,860	3,696	144	189	146

*** MONMOUTH COUNTY ***

ALLENHURST BOROUGH	14		16			
ALLENTOWN BOROUGH	40	30	20			
ASBURY PARK CITY	340	260	314	13	13	7
ATLANTIC HIGHLANDS BORO.	81	64	54	3	1	1
AVON-BY-THE-SEA BOROUGH	32	16	43			
BELMAR BOROUGH	114	74	98	4	3	3
BRADLEY BEACH BOROUGH	87	42	68	1	4	3
BRIELLE BOROUGH	43	8	51		1	1
COLTS NECK TOWNSHIP	58	7	20	2	3	2
DEAL BOROUGH	31	28	27		3	3
EATONTOWN BOROUGH	386	42	56	2	3	3
ENGLISHTOWN BOROUGH	89	24	18	3		
FAIR HAVEN BOROUGH	62	17	49	1	3	2
FARMINGDALE BOROUGH	33	14	19			
FREEHOLD BOROUGH	225	149	128	1	2	2
FREEHOLD TOWNSHIP	123	8	58	2	2	1
HIGHLANDS BOROUGH	83	36	52		4	4
HOLMDEL TOWNSHIP	70	14	27	1	1	1
HOWELL TOWNSHIP	330	34	112	8	2	2
INTERLAKEN BOROUGH	14	1	7			
KEANSBURG BOROUGH	190	90	102	4	6	6
KEYPORT BOROUGH	182	103	81	2	1	1
LITTLE SILVER BOROUGH	62	12	41	1	2	2
LOCH ARBOUR VILLAGE	4	1	6			

MONMOUTH COUNTY - Continued

MUNICIPALITY	Births	Marriages	Deaths	Fetal Deaths	Infant Deaths	Neonatal Deaths
LONG BRANCH CITY	691	212	307	6	19	14
MANALAPAN TOWNSHIP	107	5	39	4	5	3
MANASQUAN BOROUGH	91	59	91	1	2	2
MARLBORO TOWNSHIP	100	35	57	4	6	5
MATAWAN BOROUGH	411	66	69	4	4	2
MATAWAN TOWNSHIP	176	31	101	4	11	8
MIDDLETOWN TOWNSHIP	824	212	319	5	17	14
MILLSTONE TOWNSHIP	34	8	27	1	4	2
MONMOUTH BEACH BOROUGH	25	12	23			
NEPTUNE CITY BOROUGH	97	15	72	3	1	1
NEPTUNE TOWNSHIP	546	94	332	6	13	10
NEW SHREWSBURY BOROUGH	78	15	44	2	3	1
OCEAN TOWNSHIP	249	49	118	3	7	5
OCEANPORT BOROUGH	76	24	22	1		
RARITAN TOWNSHIP	400	47	119	4	7	4
RED BANK BOROUGH	264	233	187	9	10	9
ROOSEVELT BOROUGH	8	3	8			
RUMSON BOROUGH	87	47	69	1	3	
SEA BRIGHT BOROUGH	15	9	13		1	1
SEA GIRT BOROUGH	23	11	32			
SHREWSBURY BOROUGH	46	30	36	1	4	2
SHREWSBURY TOWNSHIP	36		5		2	2
SOUTH BELMAR BOROUGH	23	4	25			
SPRING LAKE BOROUGH	50	66	50	3		
SPRING LAKE HEIGHTS BORO.	58	21	40	2	1	1
UNION BEACH BOROUGH	141	29	43	2	2	2
UPPER FREEHOLD TOWNSHIP	78	7	24		1	1
WALL TOWNSHIP	170	54	126	4	7	5
WEST LONG BRANCH BOROUGH	62	36	41	1		
TOTAL	7,659	2,508	3,906	119	184	138

*** MORRIS COUNTY *** 1965

BOONTON TOWN	167	63	85	2		
BOONTON TOWNSHIP	51	11	25	1	1	1
BUTLER BOROUGH	175	80	65	3	5	3
CHATHAM BOROUGH	135	87	89		3	3
CHATHAM TOWNSHIP	107	12	29	1	2	2
CHESTER BOROUGH	37	27	15	2	2	2
CHESTER TOWNSHIP	39	4	21			
DENVILLE TOWNSHIP	225	46	94	1	5	3
DOVER TOWN	404	202	194	4	10	9
EAST HANOVER TOWNSHIP	52	34	18	1	2	2
FLORHAM PARK BOROUGH	96	28	55	3	3	2
HANOVER TOWNSHIP	186	54	87	1	4	3
HARDING TOWNSHIP	32	19	15	1		
JEFFERSON TOWNSHIP	240	28	65	2	2	2
KINNELON BOROUGH	86	21	28	1	4	4
LINCOLN PARK BOROUGH	123	23	44		2	1
MADISON BOROUGH	255	122	138	5	3	1
MENDHAM BOROUGH	39	18	16	1		
MENDHAM TOWNSHIP	51	6	15			
MINE HILL TOWNSHIP	71	46	24	1	2	2
MONTVILLE TOWNSHIP	153	49	57	4	5	4
MORRIS PLAINS BOROUGH	146	22	67	1	1	1
MORRISTOWN TOWN	383	166	251	11	15	14
MORRIS TOWNSHIP	214	107	84	2	3	2
MOUNT ARLINGTON BOROUGH	56	22	14	1		
MOUNTAIN LAKES BOROUGH	40	57	37		1	1
MOUNT OLIVE TOWNSHIP	128	15	52	1	3	3
NETCONG BOROUGH	63	69	26	2	1	1
PARSIPPANY TROY HILLS TWP.	1,044	90	168	12	16	14
PASSAIC TOWNSHIP	131	32	50	1	3	3
PEQUANNOCK TOWNSHIP	192	55	82	3	6	5
RANDOLPH TOWNSHIP	151	24	40	1	6	4
RIVERDALE BOROUGH	38	3	15			
ROCKAWAY BOROUGH	181	53	52	3	4	3
ROCKAWAY TOWNSHIP	220	23	67	6	10	7

MORRIS COUNTY - Continued

MUNICIPALITY	Births	Marriages	Deaths	Fetal Deaths	Infant Deaths	Neonatal Deaths
ROXBURY TOWNSHIP	249	61	107	6	8	6
VICTORY GARDENS BOROUGH	18		5			
WASHINGTON TOWNSHIP	119	14	35		3	2
WHARTON BOROUGH	160	37	48	1	1	1
TOTAL	6,257	1,830	2,379	85	136	111

*** OCEAN COUNTY *** 1965

BARNEGAT LIGHT BOROUGH	9	2	5			
BAY HEAD BOROUGH	6	18	22			
BEACH HAVEN BOROUGH	31	19	18	1		
BEACHWOOD BOROUGH	53	17	35		1	1
BERKELEY TOWNSHIP	78	28	72	2	2	2
BRICK TOWNSHIP	505	103	218	11	10	7
DOVER TOWNSHIP	671	203	313	11	18	14
EAGLESWOOD TOWNSHIP	20	3	14			
HARVEY CEDARS BOROUGH	4	3	3			
ISLAND HEIGHTS BOROUGH	16	11	18			
JACKSON TOWNSHIP	345	27	112	6	4	2
LACEY TOWNSHIP	59	14	42		2	2
LAKEHURST BOROUGH	100	15	21		2	2
LAKESWOOD TOWNSHIP	449	222	265	7	9	6
LAVALLETTE BOROUGH	14	13	24			
LITTLE EGG HARBOR TWP.	6	1	11	1		
LONG BEACH TOWNSHIP	26	19	28			
MANCHESTER TOWNSHIP	65	10	31	1	1	1
MANTOLOKING BOROUGH	7	3	8			
OCEAN GATE BOROUGH	16	2	16	2	1	1
OCEAN TOWNSHIP	16	10	20		1	1
PINE BEACH BOROUGH	27	6	17		1	1
PLUMSTED TOWNSHIP	135	24	31	2	3	2
POINT PLEASANT BEACH BORO.	47	62	68		1	1
POINT PLEASANT BOROUGH	248	50	180	3	2	1
SEASIDE HEIGHTS BOROUGH	18	12	15			
SEASIDE PARK BOROUGH	14	8	23			
SHIP BOTTOM BOROUGH	14	5	10			
SO. TOMS RIVER BOROUGH	89	8	22	3	2	2
STAFFORD TOWNSHIP	49	16	30		1	1
SURF CITY BOROUGH	13		16	1	2	2
TUCKERTON BOROUGH	49	12	24		1	1
UNION TOWNSHIP	15	24	28		2	2
TOTAL	3,214	970	1,760	51	66	52

*** PASSAIC COUNTY ***

BLOOMINGDALE BOROUGH	154	21	58	4	3	2
CLIFTON CITY	1,241	355	794	17	28	25
HALEDON BOROUGH	94	43	78	1	3	2
HAWTHORNE BOROUGH	308	92	202	2	3	2
LITTLE FALLS TOWNSHIP	181	62	101	4	5	4
NORTH HALEDON BOROUGH	82	25	55			
PASSAIC CITY	1,044	615	654	15	23	18
PATERSON CITY	3,502	1,452	1,884	69	118	90
POMPTON LAKES BOROUGH	148	108	72	3	2	1
PROSPECT PARK BOROUGH	88	15	65		3	2
RINGWOOD BOROUGH	112	20	39	3	7	4
TOTOWA BOROUGH	117	52	94	1	3	2
WANAQUE BOROUGH	224	40	64	4	3	2
WAYNE TOWNSHIP	825	184	252	9	14	9
WEST MILFORD TOWNSHIP	295	55	103	10	6	4
WEST PATERSON BOROUGH	173	19	63	2	1	1
TOTAL	8,588	3,158	4,578	144	222	168

*** SALEM COUNTY ***

MUNICIPALITY	Births	Marriages	Deaths	Fetal Deaths	Infant Deaths	Neonatal Deaths
ALLOWAY TOWNSHIP	34	10	14	1		
ELMER BOROUGH	24	15	26			
EL SINBORO TOWNSHIP	17	1	9			
LOWER ALLOWAY CREEK TWP.	31	6	18		1	1
LOWER PENNS NECK TOWNSHIP	225	70	107	1	6	4
MANNINGTON TOWNSHIP	37	10	29	1	3	2
OLDMANS TOWNSHIP	35	11	15			
PENNS GROVE BOROUGH	115	80	86	4	3	3
PILESGROVE TOWNSHIP	58	21	24		3	
PITTS GROVE TOWNSHIP	80	18	39	1		
QUINTON TOWNSHIP	43	12	21	1	1	1
SALEM CITY	194	90	127	1	6	4
UPPER PENNS NECK TOWNSHIP	107	34	75	3	1	1
UPPER PITTS GROVE TOWNSHIP	48	12	26	1	2	2
WOODSTOWN BOROUGH	57	22	31	1		
TOTAL	1,105	412	647	15	26	18

*** SOMERSET COUNTY ***

BEDMINSTER TOWNSHIP	24	29	20			
BERNARDS TOWNSHIP	160	56	61		3	2
BERNARDSVILLE BOROUGH	77	39	55	2	2	1
BOUND BROOK BOROUGH	246	112	95	3	6	5
BRANCHBURG TOWNSHIP	76	3	22		1	1
BRIDGEWATER TOWNSHIP	406	59	120	3	9	8
FAR HILLS BOROUGH	9	6	10			
FRANKLIN TOWNSHIP	508	77	136	4	15	10
GREEN BROOK TOWNSHIP	62	7	20	2	2	2
HILLSBOROUGH TOWNSHIP	192	41	58	1	2	1
MANVILLE BOROUGH	248	82	74	2	4	4
MILLSTONE BOROUGH	12	6	5			
MONTGOMERY TOWNSHIP	94	11	24	1	3	3
NO. PLAINFIELD BOROUGH	402	105	157	5	7	4
PEAPACK GLADSTONE BORO.	38	26	17	2		
RARITAN TOWN	128	70	62	1	3	3
ROCKY HILL BOROUGH	14	8	4			
SOMERVILLE BOROUGH	368	135	145	5	10	9
SO. BOUND BROOK BOROUGH	103	23	23			
WARREN TOWNSHIP	105	38	33	1	2	2
WATCHUNG BOROUGH	31	19	24		1	1
TOTAL	3,303	952	1,165	32	70	56

*** SUSSEX COUNTY *** 1965

ANDOVER BOROUGH	14	5	11	2		
ANDOVER TOWNSHIP	58	8	23	1	2	2
BRANCHVILLE BOROUGH	9	10	11			
BYRAM TOWNSHIP	57	5	14	2	3	1
FRANKFORD TOWNSHIP	40	20	27	1		
FRANKLIN BOROUGH	74	19	42	1	3	3
FREDON TOWNSHIP	22	7	11		2	2
GREEN TOWNSHIP	16	3	6			
HAMBURG BOROUGH	40	28	27		5	2
HAMPTON TOWNSHIP	36	2	15	1	1	1
HARDYSTON TOWNSHIP	83	12	23	1	2	1
HOPATCONG BOROUGH	111	23	38		3	1
LAFAYETTE TOWNSHIP	27	8	8		1	1
MONTAGUE TOWNSHIP	20	7	16	1	1	1
NEWTON TOWN	146	73	106	3	3	2
OGDENSBURG BOROUGH	58	20	16		1	1
SANDYSTON TOWNSHIP	16	19	11			
SPARTA TOWNSHIP	163	49	63	4	4	3
STANHOPE BOROUGH	81	19	22		2	2
STILLWATER TOWNSHIP	31	9	28			
SUSSEX BOROUGH	30	62	24	1	1	
VERNON TOWNSHIP	73	20	20	3		

SUSSEX COUNTY - Continued 1965

MUNICIPALITY	Births	Marriages	Deaths	Fetal Deaths	Infant Deaths	Neonatal Deaths
WALPACK TOWNSHIP	2		2			
WANTAGE TOWNSHIP	77	7	43			
TOTAL	1,284	435	607	21	34	23

*** UNION COUNTY *** 1965

BERKELEY HEIGHTS TWP.	157	30	51	1	3	2
CLARK TOWNSHIP	265	130	98	9	6	5
CRANFORD TOWNSHIP	349	130	204	6	1	1
ELIZABETH CITY	2,517	947	1,300	39	82	65
FANWOOD BOROUGH	134	31	42	1	1	1
GARWOOD BOROUGH	100	41	49	3	3	2
HILLSIDE TOWNSHIP	273	124	221	3	3	3
KENILWORTH BOROUGH	133	83	70	3		
LINDEN CITY	687	246	330	5	15	11
MOUNTAINSIDE BOROUGH	70	44	42	1	2	
NEW PROVIDENCE BOROUGH	221	41	89	2	3	3
NEW PROVIDENCE TOWNSHIP						
PLAINFIELD CITY	1,060	372	488	16	25	22
RAHWAY CITY	509	205	262	8	14	12
ROSELLE BOROUGH	432	134	208	7	8	7
ROSELLE PARK BOROUGH	214	129	136	2	6	5
SCOTCH PLAINS TOWNSHIP	357	86	137	3	11	6
SPRINGFIELD TOWNSHIP	170	74	122	4	1	1
SUMMIT CITY	300	205	243	7	6	4
UNION TOWNSHIP	652	261	536	13	15	11
WESTFIELD TOWN	421	235	263	3	12	10
WINFIELD TOWNSHIP	50	3	11	3	1	1
TOTAL	9,071	3,551	4,902	139	218	172

*** WARREN COUNTY *** 1965

ALLAMUCHY TOWNSHIP	18		12			
ALPHA BOROUGH	43	35	31			
BELVIDERE TOWN	50	55	36	1		
BLAIRSTOWN TOWNSHIP	32	18	25			
FRANKLIN TOWNSHIP	38	4	22		1	
FRELINGHUYSEN TOWNSHIP	14		11		1	
GREENWICH TOWNSHIP	34	16	21	1	2	1
HACKETTSTOWN TOWN	147	47	71	9	5	4
HARDWICK TOWNSHIP	5		4			
HARMONY TOWNSHIP	39	16	18		3	3
HOPE TOWNSHIP	10	8	7			
INDEPENDENCE TOWNSHIP	32	10	19			
KNOWLTON TOWNSHIP	25	9	22			
LIBERTY TOWNSHIP	8	3	7			
LOPATCONG TOWNSHIP	19	7	20		1	
MANSFIELD TOWNSHIP	66	6	22	1	2	1
OXFORD TOWNSHIP	42	16	19		1	1
PAHAQUARRY TOWNSHIP		3	1			
PHILLIPSBURG TOWN	351	124	273	7	4	4
POHATCONG TOWNSHIP	42	5	23			
WASHINGTON BOROUGH	144	77	99	2	4	4
WASHINGTON TOWNSHIP	51	7	27		1	1
WHITE TOWNSHIP	27	6	20			
TOTAL	1,237	472	810	21	25	19

STATE INSTITUTIONS	60		42		1	1
MILITARY POSTS	604	291	47	6	11	6

REPORT ON INFANT DEATHS BY CAUSE AND AGE: 1965

Infant deaths declined to a rate of 23.3 per 1,000 live births in 1965. Although this was only slightly lower than the 23.7 reported in 1964 it was the lowest infant death rate ever recorded in New Jersey's history. Infant deaths numbered 2,918 in 1965, 200 fewer than in 1964. A decline of 4.9 percent in the number of live births associated with a 6 percent drop in the number of infant deaths accounted for the reduction in the infant mortality rate between 1964 and 1965.

A large proportion, 45.5 percent, of the infants were under 1 day of age at time of death. This compares with 45.8 in 1964 and 40.5 percent ten years earlier in 1956. Except for some year to year fluctuation there has been a generally upward trend in the death rate under 1 day. A reversal of this trend occurred in 1964 and the under 1 day mortality rate dropped from 11.2 per 1,000 live births in 1963 to 10.9 in 1964 and 10.6 in 1965. Ten years ago the rate was 9.9.

Infants who survived the first day but died before the week was up accounted for 24.3 percent of the total deaths under one year. During the past ten year period the death rate for infants in this age group ranged between 5.7 (1964 and 1965) and 7.0 (1957) per 1,000 live births.

The percent of infants who died between the ages of one week and less than 28 days was 5.4. The mortality rate for this age group has been noticeably downward over the past ten years declining from 2.3 (1956) to 1.2 (1965) per 1,000 live births.

There was no marked trend in either direction for infants who lived the first 28 days but did not manage to complete the first year of life. Approximately 25 percent of the total infant deaths were in this age group. During 1956-1965 the death rate per 1,000 live births was between 5.0 (1963) and 6.0 (1960). In 1965 the death rate amounted to 5.8.

The following table and graph present the infant mortality rates by age for New Jersey and the United States. Data cover the period 1954-1965. Information for the United States was not available for 1965 at the time this report was prepared.

**INFANT DEATH RATES, PER 1,000 LIVE BIRTHS, BY AGE GROUP
NEW JERSEY AND UNITED STATES: 1954 - 1965**

Year	Under 1 year		< 1 day		1 day but < 1 week		1 week but < 28 days		28 days but < 1 year	
	N. J.	U. S.	N. J.	U. S.	N. J.	U. S.	N. J.	U. S.	N. J.	U. S.
	Rate	Rate	Rate	Rate	Rate	Rate	Rate	Rate	Rate	Rate
1965	23.3	24.8	10.6	N.A.	5.7	N.A.	1.2	N.A.	5.8	7.2
1964	23.7	24.8	10.9	10.2	5.7	5.9	1.6	1.8	5.5	6.9
1963	24.0	25.2	11.2	10.4	5.9	6.0	1.9	1.8	5.0	7.0
1962	23.9	25.3	10.7	10.4	6.2	6.1	1.6	1.9	5.4	7.0
1961	24.0	25.3	9.6	10.3	6.8	6.2	1.8	1.9	5.7	6.9
1960	24.5	26.0	10.2	10.3	6.4	6.4	1.9	2.0	6.0	7.3
1959	24.5	26.4	10.0	10.3	6.7	6.6	2.1	2.1	5.7	7.4
1958	24.4	27.1	10.2	10.2	6.5	6.9	2.0	2.3	5.6	7.6
1957	24.5	26.3	9.7	9.9	7.0	6.8	2.2	2.4	5.7	7.3
1956	24.5	26.0	9.9	9.9	6.5	6.7	2.3	2.2	5.8	7.1
1955	24.4	26.4	9.6	10.0	6.7	7.0	2.0	2.2	6.1	7.3
1954	23.6	26.6	9.1	9.6	6.4	7.1	2.1	2.3	6.0	7.5

Note: Individual age rates do not add to total rate for each year due to rounding of figures.

Approximately 63 percent of deaths under one year were assigned to the category, Certain Diseases of Early Infancy. Of the 1,833 deaths which were charged to conditions included in this classification, 1,402 deaths were assigned to such as postnatal asphyxia and atelectasis, immaturity, unqualified and ill-defined diseases peculiar to early infancy. Another 218 deaths were attributed to birth injuries. Most of the deaths assigned to Certain Diseases of Early Infancy occurred to infants a few days old. In the past ten years mortality due to this group of conditions has remained about the same, accounting for 63 percent to 67 percent of the total number of deaths under one year.

Of the more specific causes of infant death, congenital malformations were responsible for 473 deaths or 16.2 percent. Approximately 10 percent or 293 infant deaths were due to diseases of the respiratory system. Diseases of the digestive system accounted for 82 deaths or 2.8 percent. Infant deaths due to infective and parasitic diseases numbered 20 deaths or less than 1 percent of all deaths under one year.

The following tables show infant deaths by age and immaturity, and by cause and age for New Jersey in 1965.

In examining the table showing infant deaths by age and immaturity, it is necessary to remember that "Certain Diseases of Early Infancy" (International Statistical Classification, Major Group XV, Code Numbers 760-776) is the only group which gives an opportunity to determine immaturity on the basis of the physician's statements in the medical certification on the death certificate. However, infant deaths from all causes are included in the table immediately following. The columns labeled "Immaturity Indicated on Death Certificate" pertain to infant deaths coded 760-776 with immaturity indicated on the death certificate. All other infant deaths (including the balance of deaths coded to 760-776) were counted in the group labeled "Immaturity Not Indicated on Death Certificate."

INFANT DEATHS BY AGE AND IMMATURITY: 1965

Age	Total		Immaturity Indicated on Death Certificate		Immaturity Not Indicated on Death Certificate	
	Number	Percent	Number	Percent	Number	Percent
< 1 day	1,327	45.5	937	68.2	390	25.3
< 1 week	2,037	69.8	1,341	97.6	696	45.1
< 28 days	2,193	75.2	1,371	99.8	822	53.2
< 1 year	2,918	100.0	1,374	100.0	1,544	100.0

Note: Numbers of deaths for each age classification are cumulative totals from birth to indicated age.

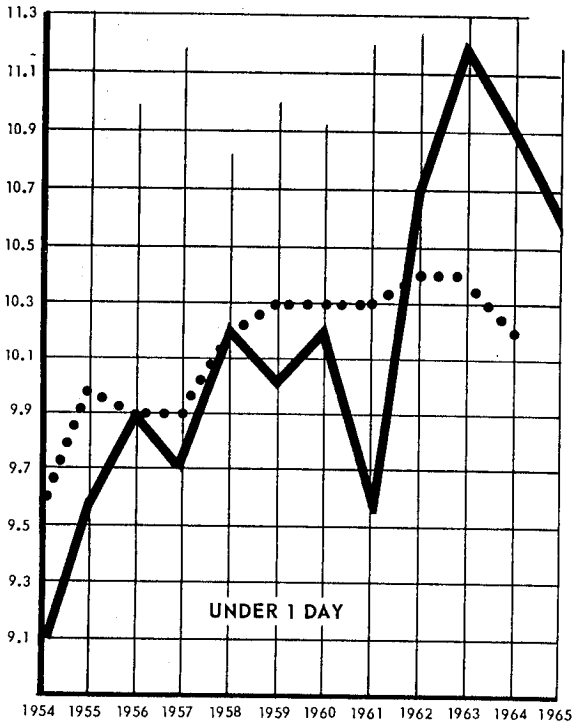
TABLE 9. INFANT DEATHS BY CAUSE AND AGE : 1965

TABLE 9. INFANT DEATHS BY CAUSE AND AGE : 1965

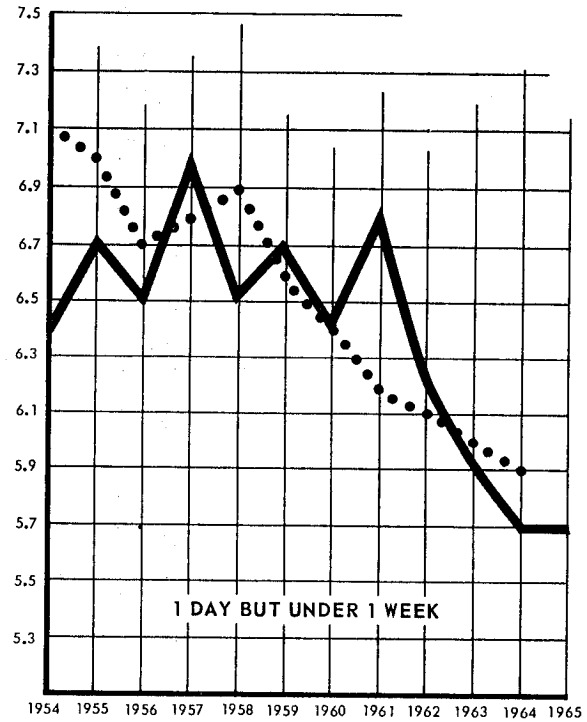
CAUSE OF DEATH Showing International List (7th Revision) Code Numbers	TOTAL	Less than 1 Day	1 Day but less than 1 Week	1 Week but less than 28 Days	28 Days but less than 1 Year
ALL CAUSES (001-E999)	2,918	1,327	710	156	725
Infective and parasitic diseases (001-138)	20	1		1	18
Neoplasms	6			1	4
Malignant neoplasms (140-205)	4	1		1	3
Benign neoplasms (210-229)	2	1			1
Unspecified neoplasms (230-239)					
Allergic, endocrine system, metabolic and nutritional diseases (240-289)	20	3	2	3	12
Diseases of the nervous system and sense organs (330-398)	44		3	5	36
Diseases of the respiratory system (470-527)	293			2	291
Diseases of the digestive system (530-587)	82	14	12	5	51
Congenital malformations (750-759)	473	130	102	65	176
Certain Diseases of early infancy (760-776)	1,833	1,168	584	64	17
Birth injuries, asphyxia, and infections of newborn (760-769)	977	602	328	42	5
Birth injuries (760, 761)	219	152	62	4	1
Postnatal asphyxia and atelectasis (762)	652	428	218	5	1
Pneumonia of newborn (763)	54	7	28	19	
Diarrhea of newborn (764)	5		1	4	
Ophthalmia neonatorum (765)					
Other infections of the newborn (766-769)	47	15	19	10	3
Other diseases peculiar to early infancy (770-776)	856	566	256	22	12
Hemolytic disease of the newborn (770)	66	48	16	2	
Hemorrhagic disease of the newborn (771)	14	4	8	2	
Nutritional maladjustment (772)	9			2	7
Ill-defined diseases of early infancy (773)	285	153	120	7	5
Immaturity with mention of any other subsidiary condition (774)	17	9	5	3	
Immaturity, unqualified (776)	465	352	107	6	
Symptoms, senility and ill-defined conditions (780-795)	14	4	3		7
Accidents (E800-E962)	107	3		10	94
Inhalation and ingestion of food or other objects causing obstruction or suffocation (E921, E922)	39	1		3	35
Accidental mechanical suffocation in bed or cradle (E924)	35			4	31
All other accidental causes (E800-E920, E923, E925-E962)	33	2		3	28
All other causes	26	4	3		19

INFANT DEATH RATES BY AGE GROUP
NEW JERSEY AND UNITED STATES: 1954 - 1965

DEATH RATE

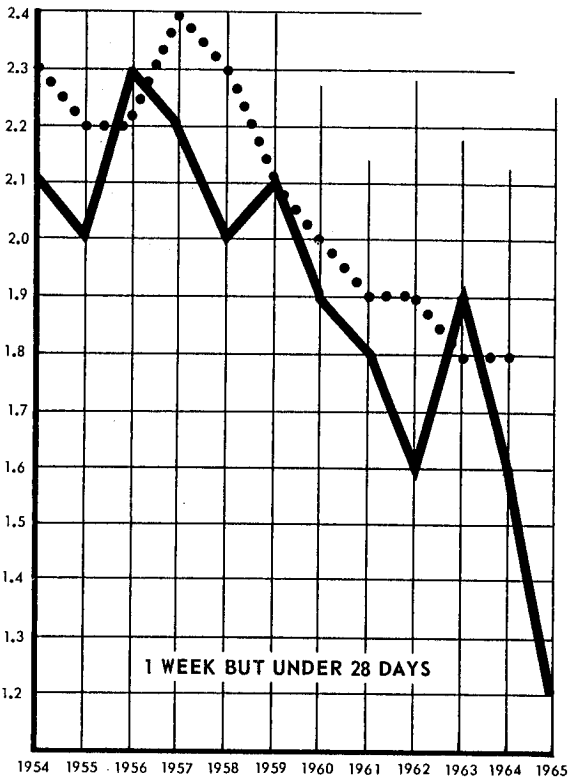


DEATH RATE

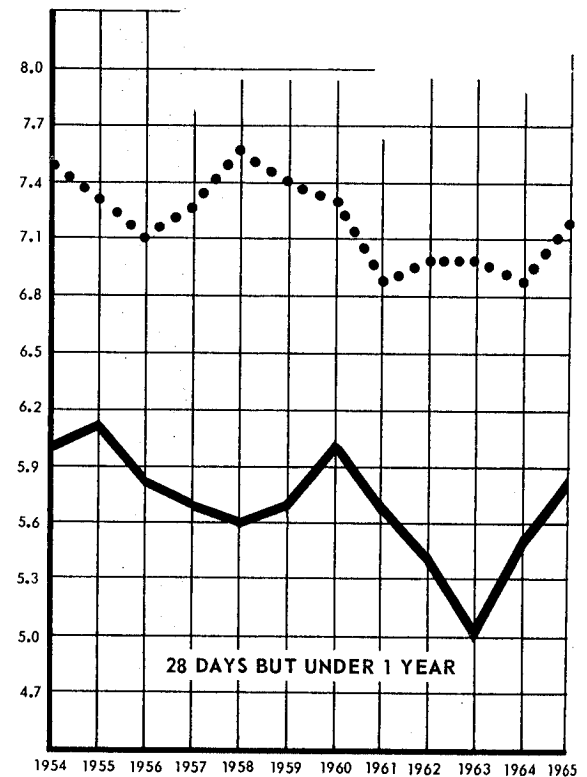


———— NEW JERSEY
..... UNITED STATES

DEATH RATE



DEATH RATE



Note: Rates are per 1,000 Live Births

TABLE 10. CASES OF REPORTABLE DISEASES BY COUNTY OF RESIDENCE
(Exclusive of Cerebral Palsy) 1965

COUNTY	AMEBIASIS	ASEPTIC MENINGITIS	BRUCELLOSIS	DIARRHEA OF NEWBORN	DIPHTHERIA	ENCEPHALITIS	EPILEPSY	FOOD POISONINGS
STATE TOTAL	226	55	1	0	0	153	711	1,411
ATLANTIC		3				10	3	72
BERGEN	2	4				12	71	250
BURLINGTON		1				10	2	13
CAMDEN	1	7				23	2	183
CAPE MAY		1				6		
CUMBERLAND						4	2	
ESSEX	3	7	1			17	170	18
GLOUCESTER		2				10		
HUDSON	1					8	47	57
HUNTERDON						6	5	68
MERCER		8				8	19	12
MIDDLESEX	3	5				9	126	385
MONMOUTH	1	1				3	14	12
MORRIS		2				3	42	3
OCEAN	1					6	5	
PASSAIC		2				3	36	291
SALEM		4						14
SOMERSET		1				5	26	33
SUSSEX	2	1				1	4	
UNION	1	5				4	126	
WARREN		2				3		
STATE INSTITUTIONS	211						5	
MILITARY POSTS						2	6	

COUNTY	GONORRHEA	HEPATITIS INFECTIOSA	HEPATITIS, SERUM	INFLUENZA	LEPROSY	MALARIA	MEASLES	MEINGOCOCCAL MENINGITIS
STATE TOTAL	4,554	916	134	73	0	4	4,028	85
ATLANTIC	17	5	9				6	6
BERGEN	64	46	13	1		1	278	5
BURLINGTON	34	18		1			32	1
CAMDEN	108	36	2	7			41	3
CAPE MAY	2	4	1				15	
CUMBERLAND	17	2					4	2
ESSEX	2,290	167	43	2		1	2,132	8
GLOUCESTER	4	8		1				2
HUDSON	202	27	7	10			188	5
HUNTERDON	4							1
MERCER	394	59	8	1			30	7
MIDDLESEX	121	60	6	26			203	5
MONMOUTH	69	40	6	8			102	4
MORRIS	54	145	9	1			288	2
OCEAN	27	10		15			2	
PASSAIC	259	97	14				159	9
SALEM	16		1				37	
SOMERSET	12	17	1				179	
SUSSEX	7	70					3	
UNION	225	60	14				312	8
WARREN	10	1					1	
STATE INSTITUTIONS	2	17					7	1
MILITARY POSTS	616	27				2	9	16

TABLE 10. CASES OF REPORTABLE DISEASES BY COUNTY OF RESIDENCE
(Exclusive of Cerebral Palsy) 1965

COUNTY	MENTAL DEFICIENCY	OPHTHALMIA NEONATORUM	PNEUMONIA	POLYOMYELITIS, PARALYTIC	PSITTACOSIS	ROCKY MOUNTAIN SPOTTED FEVER	SALMONELLOSIS	SHIGELLOSIS
STATE TOTAL	106	0	5,013	3	0	17	488	55
ATLANTIC			8				7	
BERGEN			46	1			79	1
BURLINGTON	2		28			1	38	5
CAMDEN			262			2	15	2
CAPE MAY			1			2	3	
CUMBERLAND			4				13	3
ESSEX			1,593			1	48	19
GLOUCESTER			33				4	2
HUDSON			50				26	10
HUNTERDON			11			2	7	
MERCER			232			6	50	4
MIDDLESEX			112			1	53	5
MONMOUTH			180				18	
MORRIS			45	1			20	1
OCEAN			156				1	
PASSAIC			38				30	3
SALEM							1	
SOMERSET			35			2	17	
SUSSEX			20				2	
UNION			135	1			55	
WARREN			8				1	
STATE INSTITUTIONS	104		105					
MILITARY POSTS			1,911					

COUNTY	STREPTOCOCCAL SORE THROAT INCLUDING SCARLET FEVER	SYPHILIS	TETANUS	TRICHINOSIS	TUBERCULOSIS	TYPHOID FEVER	WHOOPING COUGH
STATE TOTAL	2,848	4,968	2	16	2,705*	6	106
ATLANTIC	16	347			109		7
BERGEN	260	190			341		4
BURLINGTON	31	82		1	61	1	5
CAMDEN	46	256			100		2
CAPE MAY	15	44			10		
CUMBERLAND	7	210			69		
ESSEX	268	1,616			582	1	47
GLOUCESTER	3	67			46		
HUDSON	99	400			333	1	9
HUNTERDON	6	33			23		3
MERCER	53	327	1	1	153		5
MIDDLESEX	147	259			138		3
MONMOUTH	315	203			95		
MORRIS	120	99			62		1
OCEAN	97	44			75		
PASSAIC	62	294		3	206		5
SALEM	6	66			9		
SOMERSET	34	45			37		
SUSSEX	6	11			9		4
UNION	106	265	1	11	170		10
WARREN	7	20			17		
STATE INSTITUTIONS	17	49			31		
MILITARY POSTS	1,127	41			3	3	1

* Tuberculosis total includes 26 cases which occurred in aliens who were admitted to the United States during the calendar year with Pulmonary Tuberculosis and hospitalized or placed under medical supervision on arrival in New Jersey.

Note: There were no reported cases of Anthrax, Botulism, Cholera, Dengue, Diarrhea of Newborn, Diphtheria, Glanders, Leprosy, Leptospirosis, Ophthalmia Neonatorum, Plague, Psittacosis, Q Fever, Rabies (human), Smallpox, Trachoma, Tularemia, Typhus Fever or Yellow Fever.

TABLE 11. ACTIVE NEWLY REPORTED TUBERCULOSIS CASES AND TUBERCULOSIS DEATHS, NUMBERS AND RATES per 100,000 estimated population; 1956 - 1965

YEAR	ACTIVE TUBERCULOSIS CASES				TUBERCULOSIS DEATHS			
	ALL FORMS (001-019)		PULMONARY (002)		ALL FORMS (001-019)		PULMONARY (002)	
	Number	Rate	Number	Rate	Number	Rate	Number	Rate
1956	1,888	33.7	1,791	32.0	522	9.3	469	8.4
1957	1,806	31.5	1,711	29.9	519	9.1	478	8.3
1958	1,622	27.7	1,534	26.2	443	7.6	386	6.6
1959	1,619	27.1	1,509	25.3	433	7.2	379	6.3
1960	1,601	26.3	1,489	24.4	354	5.8	314	5.1
1961	1,570	25.2	1,441	23.2	389	6.3	344	5.5
1962	1,504	23.7	1,385	21.8	326	5.1	280	4.4
1963	1,634	25.3	1,498	23.2	364	5.6	313	4.8
1964	1,738	26.4	1,604	24.3	307	4.7	253	3.8
1965	1,674	24.6	1,532	22.5	293	4.3	253	3.7

TABLE 12. TUBERCULOSIS CASES AND DEATHS, NUMBERS AND RATES PER 100,000 ESTIMATED POPULATION FOR COUNTIES AND MAJOR CITIES: 1965

AREA	DEATHS		ALL CASES		ACTIVE CASES	
	Number	Rate	Number	Rate	Number	Rate
STATE TOTAL	293	4.3	2,705	39.8	1,674	24.6
ATLANTIC COUNTY	11	6.2	109	61.8	71	40.2
Atlantic City	8	13.0	78	126.8	56	91.0
BERGEN COUNTY	22	2.5	341	39.0	84	9.6
BURLINGTON COUNTY	10	3.6	61	22.0	31	11.2
CAMDEN COUNTY	22	4.9	100	22.4	76	17.0
Camden City	13	11.3	53	46.0	43	37.3
CAPE MAY COUNTY	2	3.8	10	19.2	8	15.4
CUMBERLAND COUNTY	6	5.0	69	57.6	45	37.6
ESSEX COUNTY	67	7.1	582	61.3	429	45.2
Bloomfield	2	3.7	17	31.6	8	14.9
East Orange	2	2.6	38	49.1	24	31.0
Irvington	1	1.6	12	19.1	8	12.7
Newark	59	14.8	430	108.2	336	84.5
GLOUCESTER COUNTY	3	1.9	46	29.7	32	20.6
HUDSON COUNTY	54	8.9	333	54.7	241	39.6
Bayonne	4	5.4	17	22.9	10	13.5
Hoboken	4	8.5	39	83.0	28	59.6
Jersey City	33	12.2	198	73.2	149	55.1
Union City	6	11.4	16	30.4	11	20.9
HUNTERDON COUNTY			23	37.4	17	27.6
MERCER COUNTY	14	4.7	153	51.6	111	37.4
Hamilton Township	3	3.8	29	37.0	20	25.5
Trenton	10	9.1	88	80.3	68	62.0
MIDDLESEX COUNTY	16	3.0	138	26.1	79	14.9
Woodbridge Township	4	4.2	19	19.9	11	11.5
MONMOUTH COUNTY	14	3.4	95	23.1	58	14.1
MORRIS COUNTY	7	2.1	62	18.9	44	13.4
OCEAN COUNTY	7	4.9	75	52.3	32	22.3
PASSAIC COUNTY	15	3.4	206	46.3	126	28.3
Clifton	1	1.2	25	29.4	13	15.3
Passaic City	3	5.3	36	63.9	24	42.6
Paterson	8	5.4	121	82.0	78	52.9
SALEM COUNTY	2	3.1	9	14.1	7	11.0
SOMERSET COUNTY	2	1.1	37	20.4	19	10.5
SUSSEX COUNTY			9	14.7	5	8.2
UNION COUNTY	12	2.2	170	30.7	123	22.2
Elizabeth	4	3.4	66	56.3	43	36.7
Union Township			15	27.2	12	21.8
WARREN COUNTY	5	7.2	17	24.4	16	23.0
STATE INSTITUTIONS	2		31		18	
MILITARY POSTS					1	
ALIENS			26		1	

Note: Rates are not computed for Institutions, Military Posts and Aliens due to lack of population base.

TABLE 13. TUBERCULOSIS CASES BY CLINICAL STATUS
FOR COUNTIES AND MAJOR CITIES: 1965

AREA	TOTAL	CLINICAL STATUS			Quiescent
		ACTIVE	INACTIVE	Probably Active	
STATE TOTAL	2,705*	1,674	910	39	35
ATLANTIC COUNTY	109*	71	35	2	1
Atlantic City	78*	56	20	1	1
BERGEN COUNTY	341*	84	238	5	9
BURLINGTON COUNTY	61	31	28	2	1
CAMDEN COUNTY	100*	76	19	1	1
Camden City	53*	43	6	1	1
CAPE MAY COUNTY	10*	8	1	1	1
CUMBERLAND COUNTY	69	45	19	4	1
ESSEX COUNTY	582*	429	120	16	8
Bloomfield	17	8	8	1	1
East Orange	38	24	11	2	1
Irvington	12	8	4	1	1
Newark	430*	336	73	11	6
GLoucester County	46	32	13	2	1
HUDSON COUNTY	333*	241	78	2	3
Bayonne	17	10	7	1	1
Hoboken	39	28	10	1	1
Jersey City	149	149	40	1	6
Union City	16	11	4	1	1
HUNTERDON COUNTY	23	17	5	1	1
MERCER COUNTY	153	111	39	2	1
Hamilton Township	29	20	8	1	1
Trenton	88	68	19	1	1
MIDDLESEX COUNTY	138*	79	52	2	2
Woodbridge Township	19	11	8	2	2
MONMOUTH COUNTY	95*	58	31	2	1
MORRIS COUNTY	62	44	15	1	3
OCEAN COUNTY	75*	32	40	1	1
PASSAIC COUNTY	206	126	76	1	2
Clifton	25	13	11	1	1
Passaic City	36	24	11	1	1
Paterason	121	78	41	1	1
SALEM COUNTY	9	7	2	1	1
SOMERSET COUNTY	37	19	18	2	1
SUSSEX COUNTY	9	5	4	2	1
UNION COUNTY	170*	123	40	2	3
Elizabeth	66	43	21	1	1
Union Township	15	12	3	1	1
WARREN COUNTY	17	16	1	1	1
INSTITUTIONS	31	18	12	1	1
MILITARY POSTS	3	1	1	1	1
ALIENS	26	1	23	1	1

* Totals include cases on which clinical status was not stated.

TABLE 14. ACTIVE TUBERCULOSIS CASES BY AGE GROUPS
FOR COUNTIES AND MAJOR CITIES: 1965

AREA	ALL AGES	AGE GROUP								
		<1	1-4	5-14	15-24	25-34	35-44	45-54	55-64	65+
STATE TOTAL	1,674	13	92	64	157	210	295	307	265	271
ATLANTIC COUNTY	71		1		4	9	8	17	18	14
Atlantic City	56				4	9	5	13	14	11
BERGEN COUNTY	84	2	2	2	6	10	15	13	9	25
BURLINGTON COUNTY	31				2	1	6	6	6	10
CAMDEN COUNTY	76	1	1	2	7	8	12	14	16	15
Camden City	43				2	7	9	5	8	4
CAPE MAY COUNTY	8				1	2	1	2	1	3
CUMBERLAND COUNTY	45	6	1	1	4	1	8	6	10	9
ESSEX COUNTY	429	5	29	24	57	68	77	64	66	39
Bloomfield	8				2	2	2	3	3	1
East Orange	24		2	2	3	4	4	5	3	2
Irvington	8				2	2	2	2	2	2
Newark	336	5	26	17	46	57	61	48	50	26
GLoucester County	32				2	2	9	6	2	7
HUDSON COUNTY	241	4	16	9	17	36	46	41	36	36
Bayonne	10				1	2	3	2	2	1
Hoboken	28				2	4	4	2	5	4
Jersey City	149				11	23	33	26	19	25
Union City	11				1	1	2	1	3	4
HUNTERDON COUNTY	17				2	3	3	1	3	2
MERCER COUNTY	111				10	4	11	5	22	23
Hamilton Township	20				1	1	1	1	4	6
Trenton	68				8	4	6	3	13	15
MIDDLESEX COUNTY	79				1	1	1	1	15	18
Woodbridge Township	11				1	1	1	1	4	4
MONMOUTH COUNTY	58	1	3	1	3	8	13	10	7	12
MORRIS COUNTY	44				1	3	9	7	11	3
OCEAN COUNTY	32				2	2	2	2	10	6
PASSAIC COUNTY	126				11	5	13	13	22	31
Clifton	13				1	1	1	1	14	17
Passaic City	24				2	3	3	5	7	5
Paterason	78				8	4	8	14	21	22
SALEM COUNTY	7				1	1	1	1	5	9
SOMERSET COUNTY	19				1	1	1	1	1	2
SUSSEX COUNTY	5				1	1	1	1	4	4
UNION COUNTY	123	5	3	3	14	15	21	22	21	22
Elizabeth	43	4	3	3	8	9	9	9	6	2
Union Township	12				1	2	2	3	5	3
WARREN COUNTY	16	1	1	1	2	2	2	3	5	2
INSTITUTIONS	18				1	1	2	3	6	5
MILITARY POSTS	1									1
ALIENS	1									1

NOTE: Newly reported tuberculosis cases. Alien cases are aliens admitted to the United States during the calendar year with pulmonary tuberculosis and hospitalized or placed under medical supervision on arrival in New Jersey.

TABLE 15. ACTIVE PULMONARY TUBERCULOSIS CASES BY EXTENT OF DISEASE BY COUNTIES AND MAJOR CITIES: 1965

AREA	TOTAL	EXTENT OF DISEASE				Not Stated
		MINIMAL	Moderately Advanced	Far Advanced	PRIMARY	
STATE TOTAL	1,532	256	541	596	135	4
ATLANTIC COUNTY	70	9	27	32	2	
Atlantic City	55	8	18	22	1	
BERGEN COUNTY	77	15	34	22	5	1
BURLINGTON COUNTY	29	7	16	6		
CAMDEN COUNTY	73	3	28	40	2	
Camden City	42	1	18	21	2	
CAPE MAY COUNTY	8		6	2		
CUMBERLAND COUNTY	40	9	14	8	8	1
ESSEX COUNTY	383	62	109	166	46	
Bloomfield	8	1	3	3	1	
East Orange	21	2	6	10	3	
Irvington	8	1	3	4		
Newark	300	45	87	129	39	
GLOUCESTER COUNTY	28	6	8	10	4	
HUDSON COUNTY	221	26	68	102	24	1
Bayonne	7	1	1	4	1	
Hoboken	26	2	6	11	7	
Jersey City	135	14	48	62	10	1
Union City	11		5	6		
HUNTERDON COUNTY	16	2	4	4	6	
MERCER COUNTY	102	27	29	37	9	
Hamilton Township	16	6	3	7		
Trenton	63	13	20	22	8	
MIDDLESEX COUNTY	74	6	38	29	1	
Woodbridge Township	11		6	5		
MONMOUTH COUNTY	50	6	15	25	4	
MORRIS COUNTY	39	11	10	15	3	
OCEAN COUNTY	30	4	12	12	2	
PASSAIC COUNTY	119	28	49	31	10	1
Clifton	11	5	4	2		
Passaic City	22	3	8	8	3	
Paterson	75	18	30	20	7	
SALEM COUNTY	6		3	3		
SOMERSET COUNTY	18	3	7	7	1	
SUSSEX COUNTY	5	1	2	2		
UNION COUNTY	109	25	49	28	7	
Elizabeth	38	9	16	7	6	
Union Township	11	1	8	2		
WARREN COUNTY	15	1	4	9	1	
INSTITUTIONS	18	5	7	6		
MILITARY POSTS	1	1	1			
ALIENS	1		1			

NOTE: Newly reported tuberculosis cases. Alien cases are aliens admitted to the United States during the calendar year with pulmonary tuberculosis and hospitalized or placed under medical supervision on arrival in New Jersey.

TABLE 16. ACTIVE PULMONARY TUBERCULOSIS CASES BY BACTERIAL STATUS FOR COUNTIES AND MAJOR CITIES: 1965

AREA	TOTAL	BACTERIAL STATUS		NOT STATED
		POSITIVE	NEGATIVE	
STATE TOTAL	1,532	753	630	149
ATLANTIC COUNTY	70	47	22	1
Atlantic City	55	37	18	
BERGEN COUNTY	77	40	32	5
BURLINGTON COUNTY	29	14	15	
CAMDEN COUNTY	73	53	16	4
Camden City	42	29	10	3
CAPE MAY COUNTY	8	6	1	1
CUMBERLAND COUNTY	40	14	17	9
ESSEX COUNTY	383	179	161	43
Bloomfield	8	6	2	
East Orange	21	13	6	2
Irvington	8	3	5	
Newark	300	127	135	38
GLOUCESTER COUNTY	28	18	7	3
HUDSON COUNTY	221	72	126	23
Bayonne	7	2	4	1
Hoboken	26	7	16	3
Jersey City	135	47	80	8
Union City	11	10	1	1
HUNTERDON COUNTY	16	5	5	6
MERCER COUNTY	102	45	46	11
Hamilton Township	16	9	7	
Trenton	63	28	26	9
MIDDLESEX COUNTY	74	43	28	3
Woodbridge Township	11	6	5	
MONMOUTH COUNTY	50	24	20	6
MORRIS COUNTY	39	21	15	3
OCEAN COUNTY	30	19	8	3
PASSAIC COUNTY	119	59	47	13
Clifton	11	5	5	1
Passaic City	22	14	5	3
Paterson	75	36	30	9
SALEM COUNTY	6	4	2	
SOMERSET COUNTY	18	6	10	2
SUSSEX COUNTY	5	1	4	
UNION COUNTY	109	65	37	7
Elizabeth	38	18	14	6
Union Township	11	8	3	
WARREN COUNTY	15	9	4	2
INSTITUTIONS	18	7	9	
MILITARY POSTS	1	1		
ALIENS	1	1		

NOTE: Newly reported tuberculosis cases. Alien cases are aliens admitted to the United States during the calendar year with pulmonary tuberculosis and hospitalized or placed under medical supervision on arrival in New Jersey.

TABLE 15. ACTIVE PULMONARY TUBERCULOSIS CASES BY EXTENT OF DISEASE BY COUNTIES AND MAJOR CITIES: 1965

TABLE 17. CIVILIAN CASES OF SYPHILIS BY STAGE AND GONORRHEA
NUMBERS AND RATES PER 100,000 POPULATION: 1946 - 1965

YEAR	POPULATION ESTIMATE	SYPHILIS						GONORRHEA	
		TOTAL CASES		PRIMARY & SECONDARY		EARLY LATENT		Number	Rate
		Number	Rate	Number	Rate	Number	Rate		
1946	4,304,261	9,881	229.6	2,010	46.7	3,453	80.2	6,468	150.3
1947	4,435,000	8,735	197.0	1,670	37.7	3,138	70.8	6,449	145.4
1948	4,729,000	8,352	176.6	1,182	25.0	2,978	63.0	4,069	86.0
1949	4,786,000	7,795	162.9	771	16.1	2,511	52.5	4,449	93.0
1950	4,832,000	5,838	120.8	360	7.5	1,768	36.6	3,933	81.4
1951	4,989,000	4,016	80.5	228	4.6	1,125	22.5	3,559	71.3
1952	5,112,000	3,846	75.2	180	3.5	1,029	20.1	3,596	70.3
1953	5,236,000	3,742	71.5	168	3.2	1,005	19.2	3,682	70.3
1954	5,359,000	5,285	98.6	184	3.4	1,175	21.9	3,761	70.2
1955	5,482,000	4,854	88.5	214	3.9	1,095	20.0	4,150	75.7
1956	5,605,000	4,263	76.1	92	1.6	578	10.3	3,828	68.3
1957	5,728,000	5,429	94.8	114	2.0	462	8.1	4,789	83.6
1958	5,851,000	6,055	103.5	170	2.9	638	10.9	5,493	93.9
1959	5,974,000	4,863	81.4	302	5.1	609	10.2	4,646	77.8
1960	6,098,000	5,265	86.3	665	10.9	752	12.3	4,778	78.4
1961	6,221,000	5,170	83.1	864	13.9	721	11.6	4,302	69.2
1962	6,344,000	6,291	99.2	1,191	18.8	864	13.6	3,557	56.1
1963	6,467,000	5,613	86.8	1,177	18.2	756	11.7	3,968	61.4
1964	6,590,000	4,958	75.2	1,140	17.3	930	14.1	3,744	56.8
1965	6,713,000	4,927	73.4	944	14.1	798	11.9	3,938	58.7

Note: Data for 1946 through 1956 include all New Jersey resident cases plus all nonresident cases diagnosed in New Jersey, but exclude military cases. Data for 1957 to date include New Jersey resident cases only.

TABLE 18. VENEREAL DISEASE CASES (Including Military) BY AGE GROUPS
NUMBERS AND RATES PER 100,000 POPULATION: 1965

AGE GROUP	TOTAL		SYPHILIS		GONORRHEA		OTHER VENEREAL DISEASES	
	Number	Rate	Number	Rate	Number	Rate	Number	Rate
All Ages	9,535	142.0	4,968	74.0	4,554	67.8	13	0.2
Under 1	16	11.3	12	8.5	4	2.8		
1-4	9	1.6	2	0.4	7	1.2		
5-9	13	2.0			13	2.0		
10-14	54	9.4	16	2.8	38	6.6		
15-19	965	221.3	273	62.6	692	158.7		
20-24	2,399	673.9	583	163.8	1,813	509.3	3	0.8
25-44	3,758	197.8	1,951	102.7	1,799	94.7	8	0.4
45-64	1,532	104.6	1,434	98.0	97	6.6	1	0.1
65+	511	81.9	505	80.9	6	1.0		
Unstated	278		192		85		1	

TABLE 19. SYPHILIS CASES (Including Military) BY AGE GROUPS
NUMBERS AND RATES PER 100,000 POPULATION: 1965

AGE GROUP	TOTAL ALL STAGES		PRIMARY & SECONDARY		EARLY LATENT		LATE LATENT		LATE		CONGENITAL	
	No.	Rate	No.	Rate	No.	Rate	No.	Rate	No.	Rate	No.	Rate
All Ages	4,968	74.0	975	14.5	807	12.0	2,838	42.3	166	2.5	182	2.7
Under 1	12	8.5	1	0.7							11	7.8
1-4	2	0.4									2	0.4
5-9												
10-14	16	2.8	14	2.4			1	0.2			1	0.2
15-19	273	62.6	137	31.4	92	21.1	21	4.8			23	5.3
20-24	583	163.8	273	76.7	189	53.1	95	26.7	2	0.6	24	6.7
25-44	1,951	102.7	482	25.4	422	22.2	931	49.0	30	1.6	86	4.5
45-64	1,434	98.0	56	3.8	83	5.7	1,203	82.2	68	4.6	24	1.6
65+	505	80.9	5	0.8	5	0.8	435	69.7	57	9.1	3	0.5
Unstated	192		7		16		152		9		8	

TABLE 20. SYPHILIS AND GONORRHEA CASES BY COUNTIES AND MAJOR CITIES
 NUMBERS AND RATES PER 100,000 ESTIMATED POPULATION: 1965

AREA	SYPHILIS						GONORRHEA	
	ALL STAGES		PRIMARY AND SECONDARY		EARLY LATENT			
	Number	Rate	Number	Rate	Number	Rate	Number	Rate
STATE TOTAL	4,968	74.0	975	14.5	807	12.0	4,554	67.8
ATLANTIC COUNTY	347	197.2	69	39.2	22	12.5	17	9.7
Atlantic City	251	432.8	62	106.9	15	25.9	5	8.6
BERGEN COUNTY	190	20.9	39	4.3	25	2.8	64	7.1
BURLINGTON COUNTY	82	30.3	7	2.6	15	5.5	34	12.5
CAMDEN COUNTY	256	58.2	32	7.3	31	7.0	108	24.5
Camden City	165	146.0	20	17.7	26	23.0	79	69.9
CAPE MAY COUNTY	44	81.5	5	9.3	1	1.9	2	3.7
CUMBERLAND COUNTY	210	181.0	39	33.6	28	24.1	17	14.7
ESSEX COUNTY	1,616	173.2	371	39.8	312	33.4	2,290	245.4
Bloomfield	17	32.1			3	5.7	2	3.8
East Orange	106	139.5	20	26.3	22	28.9	41	53.9
Irvington	30	50.8	1	1.7	2	3.4	6	10.2
Newark	1,349	347.7	339	87.4	278	71.6	2,194	565.5
GLOUCESTER COUNTY	67	42.7	9	5.7	6	3.8	4	2.5
HUDSON COUNTY	400	67.7	102	17.3	78	13.2	202	34.2
Bayonne	28	38.4	2	2.7	2	2.7	9	12.3
Hoboken	21	44.7	4	8.5	5	10.6	4	8.5
Jersey City	282	106.8	90	34.1	62	23.5	181	68.6
Union City	16	32.0			2	4.0	2	4.0
HUNTERDON COUNTY	33	55.0	1	1.7	2	3.3	4	6.7
MERCER COUNTY	327	114.3	33	11.5	63	22.0	394	137.8
Hamilton Township	3	3.8	1	1.3	1	1.3	3	3.8
Trenton	281	262.6	27	25.2	56	52.3	376	351.4
MIDDLESEX COUNTY	259	49.5	16	3.1	38	7.3	121	23.1
Woodbridge Township	30	29.7			4	4.0	4	4.0
MONMOUTH COUNTY	203	51.8	34	8.7	41	10.5	69	17.6
MORRIS COUNTY	99	31.6	14	4.5	7	2.2	54	17.3
OCEAN COUNTY	44	32.6	3	2.2	6	4.4	27	20.0
PASSAIC COUNTY	294	66.4	112	25.3	37	8.4	259	58.5
Clifton	13	14.3			3	3.3	6	6.6
Passaic City	46	88.5	5	9.6	6	11.5	20	38.5
Paterson	218	149.3	102	69.9	28	19.2	225	154.1
SALEM COUNTY	66	103.1	7	10.9	9	14.1	16	25.0
SOMERSET COUNTY	45	26.9	2	1.2	5	3.0	12	7.2
SUSSEX COUNTY	11	19.3					7	12.3
UNION COUNTY	265	47.3	49	8.8	53	9.5	225	40.2
Elizabeth	108	102.9	29	27.6	21	20.0	134	127.6
Union Township	19	32.2			4	6.8	8	13.6
WARREN COUNTY	20	29.4			1	1.5	10	14.7
STATE INSTITUTIONS	49				18		2	
MILITARY POSTS	41		31		9		616	

Note: Rates not computed for State Institutions and Military Posts due to lack of population base.

TABLE 21. RESIDENT DEATHS FROM SELECTED RESPIRATORY DISEASES: 1965

TABLE 21. RESIDENT DEATHS FROM SELECTED RESPIRATORY DISEASES: 1965

Intern'l. Code #	Disease	Total	Sex		Age							G r o u p s			
			Male	Female	< 1	1-4	5-14	15-24	25-44	45-64	65 +				
	Total	5,601	4,121	1,480	296	82	41	28	325	1,810	3,019				
001-008	Tuberculosis of respiratory system	268	200	68	1			3	52	116	96				
160-164	Malignant neoplasms of respiratory system not specified as secondary	2,212	1,874	338			2	96	1,007	1,107					
241	Asthma	120	53	67	2	4	4	1	15	42	52				
470-475	Acute upper respiratory infections	21	10	11	3	3	4	1		4	6				
480-483	Influenza	26	13	13	5	1			1	4	15				
490-493	Pneumonia, except of newborn	1,920	1,158	762	259	61	21	19	127	318	1,115				
500-502	Bronchitis	180	140	40	10	8	3		2	54	103				
510-522	Other diseases of respiratory system	94	52	42	6	4	4	1	9	31	39				
523-524	Pneumoconiosis	32	31	1					1	12	19				
525	Other chronic interstitial pneumonia	128	99	29	7		3		3	41	74				
526	Bronchiectasis	42	30	12				1	1	11	29				
527.0	Pulmonary collapse	10	6	4					1	4	5				
527.1	Emphysema, without mention of bronchitis	502	428	74	1		1		12	156	332				
527.2	Other	46	27	19	2	1	1		5	10	27				

TABLE 22. DEATHS FROM REPORTABLE DISEASES BY COUNTY OF RESIDENCE
(According to 7th Revision International Listing): 1965

COUNTY	AMEBIASIS (046)	DIARRHEA OF NEWBORN (764)	EPILEPSY (353)	FOOD POISONINGS (049.0-049.2)	GONORRHEA (030-035)	INFECTIOUS ENCEPHALITIS (092-093)	INFECTIOUS HEPATITIS (092)	INFLUENZA (480-483)	MEASLES (095)	MENINGOCOCCAL MENINGITIS (057.0)
STATE TOTAL	11	5	57	2	1	20	27	26	2	14
ATLANTIC			2				2			1
BERGEN		1	5				5	1		1
BURLINGTON			1			1				1
CAMDEN		1				1	2			
CAPE MAY			1			1				
CUMBERLAND	1	1	1							
ESSEX	3	1	18				5	7		1
GLOUCESTER			1							
HUDSON			4		1	5	3		1	1
HUNTERDON						1				
MERCER			4			1	1	1		
MIDDLESEX	1		5			1	1			
MONMOUTH	3		5			1	2	7		3
MORRIS			1	2		1	1	1	1	
OCEAN	1		1			1	2	1		
PASSAIC			2				1			
SALEM						1		1		3
SOMERSET			1					1		1
SUSSEX			1				1	1		
UNION	2	1	4				1	4		
WARREN										2
STATE INSTITUTIONS										
MILITARY POSTS										

COUNTY	MENTAL DEFICIENCY (325)	PNEUMONIA (480-493)	POLIOHELYTIS, Late Effects (081)	SALMONELLOSIS (047-049)	Syngonococcal Sore Throat, Inc. Scarlet Fever (020-021)	SYPHILIS (020-029)	TETANUS (061)	TUBERCULOSIS (001-019)	WHOOPING COUGH (056)
STATE TOTAL	12	1,920	4	4	3	36	1	293	1
ATLANTIC		62				2		11	
BERGEN	1	141	1			1		22	
BURLINGTON	1	74						10	
CAMDEN	3	136				6		22	1
CAPE MAY		22		1				2	
CUMBERLAND		23						6	
ESSEX	4	291	1			3		67	
GLOUCESTER		24			1	11		3	
HUDSON		254				3		54	
HUNTERDON		26							
MERCER		123						14	
MIDDLESEX		118	1			2		16	
MONMOUTH	1	114		1	2	1		14	
MORRIS		75				2		7	
OCEAN		51						7	
PASSAIC		142		2			1	15	
SALEM		15						2	
SOMERSET		38						2	
SUSSEX		16	1					2	
UNION	1	137					1	12	
WARREN		30						5	
STATE INSTITUTIONS		7							
MILITARY POSTS	1	1				1		2	

Note: There were no deaths from Anthrax, Botulism, Brucellosis, Cholera, Dengue, Diphtheria, Glanders, Leprosy, Leptospirosis, Malaria, Ophthalmia Neonatorum, Plague, Psittacosis, Q Fever, Rabies (human), Rocky Mountain Spotted Fever, Shigellosis, Smallpox, Trachoma, Trichinosis, Tularemia, Typhoid Fever, Typhus Fever, or Yellow Fever.

TABLE 23. PRINCIPAL CAUSES OF DEATH BY SPECIFIED AGE GROUPS: 1964 - 1965
ALL AGES

RANK		CAUSE AND CODE NUMBERS	1965		1964	
1965	1964		Number of Deaths	Rate per 100,000 Estimated Population	Number of Deaths	Rate per 100,000 Estimated Population
		Total Deaths	64,942	954.5	63,963	970.6
1	1	Diseases of the circulatory system (400-468)	30,878	453.8	30,611	464.5
2	2	Malignant neoplasms (140-205)	12,063	177.3	11,801	179.1
3	3	Vascular lesions affecting the central nervous system (330-334)	5,678	83.5	5,597	84.9
4	4	Influenza, pneumonia and bronchitis (480-502)	2,126	31.2	1,898	28.8
5	5	Diabetes mellitus (260)	1,304	19.2	1,270	19.3
6	6	Motor vehicle accidents (E810-E835)	1,136	16.7	1,101	16.7
7	7	Cirrhosis of liver (581)	1,103	16.2	1,093	16.6
8	10	Congenital malformations (750-759)	682	10.0	660	10.0
9	9	Accidental falls (E900-E904)	673	9.9	754	11.4
10	8	Postnatal asphyxia and atelectasis (762)	652	9.6	769	11.7
11	11	Suicide (E963, E970-E979)	586	8.6	516	7.8
12	12	Immaturity (774-776)(a)	482	7.1	480	7.3
13	13	Ulcer of stomach and duodenum (540-541)	408	6.0	452	6.9
14	14	Nephritis and nephrosis (590-594)	362	5.3	424	6.4
		All other causes	6,809	100.1	6,537	99.2

(a) An additional 892 infant deaths were reported in 1965 with immaturity as a subsidiary cause (International List Code Numbers 760-773 with a fourth digit of .5 to .9). These deaths have been classified with the deaths charged to the cause indicated by the physician as a primary cause of death.

1 - 4 YEARS

RANK		CAUSE AND CODE NUMBERS	1965		1964	
1965	1964		Number of Deaths	Rate per 100,000 Estimated Population	Number of Deaths	Rate per 100,000 Estimated Population
		Total Deaths	429	74.2	413	73.8
1	1	Influenza, pneumonia and bronchitis (480-502)	70	12.1	73	13.0
2	3	Congenital malformations (750-759)	66	11.4	43	7.7
3	2	Malignant neoplasms (140-205)	42	7.3	55	9.8
4	4	Motor vehicle accidents (E810-E835)	32	5.5	34	6.1
5	5	Accidents caused by fire and explosion of combustible materials (E916)	30	5.2	27	4.8
6	8	Accidental drowning and submersion (E929)	29	5.0	13	2.3
7	(a)	Accidental poisonings (E870-E895)	19	3.3	8	1.4
8	7	Inflammatory diseases of central nervous system (340-345)	15	2.6	13	2.3
		All other causes	126	21.8	147	26.3

(a) Did not appear among the principal causes in 1964.

TABLE 23. PRINCIPAL CAUSES OF DEATH BY SPECIFIED AGE GROUPS: 1964 - 1965
5 - 14 YEARS

RANK		CAUSE AND CODE NUMBERS	1965		1964	
1965	1964		Number of Deaths	Rate per 100,000 Estimated Population	Number of Deaths	Rate per 100,000 Estimated Population
1	1	Malignant neoplasms (140-205)	94	7.6	104	8.7
2	2	Motor vehicle accidents (E810-E835)	83	6.7	74	6.2
3	3	Congenital malformations (750-759)	33	2.7	33	2.8
4	5	Accidents caused by fire and explosion of combustible materials (E916)	32	2.6	31	2.6
5	4	Accidental drowning and submersion (E929)	31	2.5	31	2.6
6	6	Influenza, pneumonia and bronchitis (480-502)	24	1.9	25	2.1
7	(a)	Inflammatory diseases of central nervous system (340-345)	10	0.8	5	0.4
		All other causes	165	13.3	171	14.3

(a) Did not appear among the principal causes in 1964

15 - 24 YEARS

RANK		CAUSE AND CODE NUMBERS	1965		1964	
1965	1964		Number of Deaths	Rate per 100,000 Estimated Population	Number of Deaths	Rate per 100,000 Estimated Population
1	1	Motor vehicle accidents (E810-E835)	299	37.2	255	32.8
2	2	Malignant neoplasms (140-205)	82	10.2	78	10.0
3	3	Suicide (E963, E970-E979)	57	7.1	42	5.4
4	4	Diseases of the circulatory system (400-468)	40	5.0	40	5.1
5	6	Homicide (E964, E980-E983)	34	4.2	24	3.1
6	7	Congenital malformations (750-759)	32	4.0	20	2.6
7	(a)	Accidental poisoning by solid and liquid substances and by gases and vapours (E870-E895)	24	3.0	15	1.9
8	5	Accidental drowning and submersion (E929)	19	2.4	26	3.3
9	8	Influenza, pneumonia and bronchitis (480-502)	19	2.4	17	2.2
10	(a)	Accident caused by fire and explosion of combustible material (E916)	18	2.2	9	1.2
11	9	Nephritis and nephrosis (590-594)	15	1.9	17	2.2
		All other causes	208	25.9	210	27.0

(a) Did not appear among the principal causes in 1964

TABLE 23. PRINCIPAL CAUSES OF DEATH BY SPECIFIED AGE GROUPS: 1964 - 1965
25 - 44 YEARS

RANK		CAUSE AND CODE NUMBERS	1965		1964	
1965	1964		Number of Deaths	Rate per 100,000 Estimated Population	Number of Deaths	Rate per 100,000 Estimated Population
		Total Deaths	3,632	188.6	3,700	198.4
1	1	Diseases of the circulatory system (400-468)	980	50.9	995	53.4
2	2	Malignant neoplasms (140-205)	748	38.8	793	42.5
3	3	Motor vehicle accidents (E810-E835)	273	14.2	306	16.4
4	4	Cirrhosis of liver (581)	180	9.3	184	9.9
5	5	Suicide (E963,E970-E979)	167	8.7	161	8.6
6	6	Vascular lesions affecting the central nervous system (330-334)	160	8.3	148	7.9
7	7	Influenza, pneumonia and bronchitis (480-502)	130	6.8	103	5.5
8	8	Homicide (E964,E980-E983)	99	5.1	83	4.5
9	11	Tuberculosis (001-019)	58	3.0	52	2.8
10	12	Accident caused by fire and explosion of combustible material (E916)	53	2.8	44	2.4
11	10	Diabetes mellitus (260)	49	2.5	57	3.1
12	9	Nephritis and nephrosis (590-594)	45	2.3	76	4.1
		All other causes	690	35.8	698	37.4

45 - 64 YEARS

RANK		CAUSE AND CODE NUMBERS	1965		1964	
1965	1964		Number of Deaths	Rate per 100,000 Estimated Population	Number of Deaths	Rate per 100,000 Estimated Population
		Total Deaths	17,002	1,146.3	16,846	1,172.3
1	1	Diseases of the circulatory system (400-468)	7,605	512.7	7,688	535.0
2	2	Malignant neoplasms (140-205)	4,558	307.3	4,388	305.4
3	3	Vascular lesions affecting the central nervous system (330-334)	953	64.3	982	68.3
4	4	Cirrhosis of liver (581)	616	41.5	609	42.4
5	5	Influenza, pneumonia and bronchitis (480-502)	376	25.3	348	24.2
6	6	Diabetes mellitus (260)	312	21.0	338	23.5
7	7	Motor vehicle accidents (E810-E835)	264	17.8	249	17.3
8	8	Suicide (E963,E970-E979)	236	15.9	205	14.3
9	9	Ulcer of stomach duodenum (540-541)	137	9.2	170	11.8
10	11	Nephritis and nephrosis (590-594)	126	8.5	138	9.6
11	12	Tuberculosis (001-019)	124	8.4	119	8.3
12	10	Accidental falls (E900-E904)	104	7.0	144	10.0
		All other causes	1,591	107.3	1,468	102.2

TABLE 23. PRINCIPAL CAUSES OF DEATH BY SPECIFIED AGE GROUPS: 1964 - 1965
65 YEARS AND OVER

RANK		CAUSE AND CODE NUMBERS	1965		1964	
1965	1964		Number of Deaths	Rate per 100,000 Estimated Population	Number of Deaths	Rate per 100,000 Estimated Population
		Total Deaths	39,642	6,264.9	38,659	6,306.5
1	1	Diseases of the circulatory system (400-468)	22,231	3,513.3	21,863	3,566.6
2	2	Malignant neoplasms (140-205)	6,535	1,032.8	6,377	1,040.3
3	3	Vascular lesions affecting the central nervous system (330-334)	4,542	717.8	4,435	723.5
4	4	Influenza, pneumonia and bronchitis (480-502)	1,233	194.9	1,074	175.2
5	5	Diabetes mellitus (260)	933	147.4	862	140.6
6	6	Accidental falls (E900-E904)	502	79.3	531	86.6
7	7	Cirrhosis of liver (581)	303	47.9	297	48.5
8	8	Ulcer of stomach and duodenum (540-541)	247	39.0	252	41.1
9	9	Intestinal obstruction and hernia (560,561,570)	209	33.0	221	36.1
10	12	Motor vehicle accidents (E810-E835)	180	28.4	178	29.0
11	10	Infection of kidney (600)	177	28.0	199	32.5
12	11	Nephritis and nephrosis (590-594)	170	26.9	181	29.5
		All other causes	2,380	376.1	2,189	357.1

TABLE 24. DEATHS DUE TO ACCIDENTS BY CAUSE OF ACCIDENT FOR SELECTED AGE GROUPS
NUMBER AND RANK: 1965

Rank Order	1 - 4 Years		5 - 14 Years		15 - 24 Years	
	Cause of Death	Number	Cause of Death	Number	Cause of Death	Number
	All accidental deaths (E800-E962)	138	All accidental deaths (E800-E962)	195	All accidental deaths (E800-E962)	423
1	Motor vehicle accidents (E810-E835)	32	Motor vehicle accidents (E810-E835)	83	Motor vehicle accidents (E810-E835)	299
2	Accidents caused by fire and explosion of combustible material and other accidental burns and scalds (E916,E917)	32*	Accidents caused by fire and explosion of combustible material and other accidental burns and scalds (E916,E917)	32*	Accidental poisoning by solid and liquid substances and by gases and vapours (E870-E895)	24
3	Accidental drowning and submersion (E929)	29	Accidental drowning and submersion (E929)	31	Accidental drowning and submersion (E929)	19
4	Accidental poisoning by solid and liquid substances and by gases and vapours (E870-E895)	19	Railway accidents (E800-E802)	8	Accidents caused by fire and explosion of combustible material and other accidental burns and scalds (E916,E917)	18*
5	Accidental falls (E900-E904)	4	Accidental falls (E900-E904)	6	Accidental falls (E900-E904)	12
6	Inhalation and ingestion of food or other objects causing obstruction or suffocation (E921,E922)	4	Accidents caused by firearms (E919)	4	Accidents caused by firearms (E919)	8
	All other accidents	18	All other accidents	31	All other accidents	43

Rank Order	25 - 44 Years		45 - 64 Years		65 Years and over	
	Cause of Death	Number	Cause of Death	Number	Cause of Death	Number
	All accidental deaths (E800-E962)	523	All accidental deaths (E800-E962)	583	All accidental deaths (E800-E962)	814
1	Motor vehicle accidents (E810-E835)	273	Motor vehicle accidents (E810-E835)	264	Accidental falls (E900-E904)	502
2	Accidents caused by fire and explosion of combustible material and other accidental burns and scalds (E916,E917)	53*	Accidental falls (E900-E904)	104	Motor vehicle accidents (E810-E835)	180
3	Accidental falls (E900-E904)	40	Accidents caused by fire and explosion of combustible material and other accidental burns and scalds (E916,E917)	71*	Accidents caused by fire and explosion of combustible material and other accidental burns and scalds (E916,E917)	63*
4	Accidental poisoning by solid and liquid substances and by gases and vapours (E870-E895)	33	Accidental drowning and submersion (E929)	26	Inhalation and ingestion of food or other objects causing obstruction or suffocation (E921,E922)	7
5	Aircraft accidents (E860-E866)	29	Accidental poisoning by solid and liquid substances and by gases and vapours (E870-E895)	23	Accidental poisoning by solid and liquid substances and by gases and vapours (E870-E895)	6
6	Accidental drowning and submersion (E929)	14	Inhalation and ingestion of food or other objects causing obstruction or suffocation (E921,E922)	10	Accidental drowning and submersion (E929)	4
			Aircraft accidents (E860-E866)	10		
	All other accidents	81	All other accidents	75	All other accidents	52

* Deaths due to "Accidents caused by hot substance, corrosive liquid and steam" (International List Code 'E917) numbered 2 in age 1 - 4 years, none in 5 - 14, 15 - 24 and 25 - 44 years, 1 in 45 - 64 and 6 in 65 years and over.

TABLE 25. DEATHS FROM ALL ACCIDENTS, CANCER, DISEASES OF THE CIRCULATORY SYSTEM, HEART DISEASES, DIABETES AND VASCULAR LESIONS BY COUNTIES AND MAJOR CITIES (Numbers and Rates per 100,000 Population): 1965

AREA	ALL ACCIDENTS		CANCER		DISEASES OF THE CIRCULATORY SYSTEM		HEART DISEASES		DIABETES		VASCULAR LESIONS	
	Number	Rate	Number	Rate	Number	Rate	Number	Rate	Number	Rate	Number	Rate
STATE TOTAL	2,783	40.9	12,063	177.3	30,878	453.8	28,414	417.6	1,304	19.2	5,678	83.5
ATLANTIC COUNTY	91	51.6	394	223.3	1,285	728.3	1,180	668.8	39	22.1	228	129.2
Bergen City	37	60.1	173	281.2	586	932.5	542	891.0	16	26.0	108	175.6
BERGEN COUNTY	251	28.7	1,432	163.9	3,396	388.8	3,023	346.1	157	18.0	600	68.7
BURLINGTON COUNTY	77	27.8	299	107.8	794	286.3	729	262.9	40	14.4	140	50.5
CAMDEN COUNTY	143	32.1	747	167.6	1,989	446.2	1,819	408.0	63	14.1	336	75.4
Camden City	62	53.8	221	191.8	666	577.9	608	527.5	22	19.1	101	87.6
CAPE MAY COUNTY	38	73.0	150	288.3	462	887.9	424	814.9	19	36.5	65	124.9
CUMBERLAND COUNTY	85	70.9	210	175.2	567	473.1	540	450.6	15	12.5	117	97.6
ESSEX COUNTY	562	59.2	1,929	203.1	5,168	544.2	4,848	510.5	233	24.5	909	95.7
Bloomfield	13	24.1	127	235.9	316	586.9	301	559.1	13	24.1	46	85.4
East Orange	49	63.3	183	236.3	545	703.6	504	650.7	14	18.1	78	100.7
Irvington	30	47.8	151	240.5	464	739.1	441	702.5	20	31.9	72	114.7
Newark	313	78.8	768	193.2	2,246	565.1	2,025	534.6	110	27.7	359	90.3
GLOUCESTER COUNTY	74	47.7	221	142.5	609	392.6	561	361.6	24	15.5	113	72.8
HUDSON COUNTY	233	38.3	1,407	231.0	3,587	589.0	3,403	558.8	162	26.6	548	90.0
Bayonne	30	40.5	171	230.7	426	574.8	405	546.5	12	16.2	59	79.6
Hoboken	17	36.2	99	210.6	280	595.7	259	551.1	8	17.0	37	78.7
Jersey City	119	44.0	637	235.5	1,588	587.2	1,524	563.5	71	26.3	256	94.7
Union City	14	26.6	64	268.3	341	648.8	324	616.4	18	34.2	44	83.7
HUNTERDON COUNTY	39	63.3	102	165.7	275	446.6	255	414.2	6	9.7	53	86.1
MERCER COUNTY	122	41.2	493	166.3	1,390	469.0	1,258	424.4	43	14.5	270	91.1
Hamilton Township	28	35.7	116	148.0	310	395.6	289	368.8	12	15.3	59	75.3
Trenton	59	53.8	248	226.2	666	607.5	593	540.9	21	19.2	150	136.8
MIDDLESEX COUNTY	143	27.0	720	136.1	1,633	308.6	1,522	287.6	83	15.7	329	62.2
Woodbridge Township	18	18.8	137	143.4	251	262.7	231	241.8	8	8.4	38	39.8
MONMOUTH COUNTY	169	41.1	740	179.9	1,885	458.3	1,688	410.4	63	15.3	337	81.9
MORRIS COUNTY	116	35.3	466	142.0	1,107	337.3	1,011	308.1	28	8.5	218	66.4
OCEAN COUNTY	87	60.7	309	215.5	855	596.2	786	548.1	36	25.1	175	122.0
PASSAIC COUNTY	154	34.6	859	193.1	2,168	487.3	2,016	453.2	112	25.2	439	98.7
Clifton	24	28.3	175	206.1	366	430.9	333	392.1	21	24.7	71	83.6
Passaic City	16	28.4	128	227.1	319	566.0	305	541.2	17	30.2	61	108.2
Paterson	59	40.0	324	219.7	906	614.3	847	574.3	42	28.5	185	125.4
SALEM COUNTY	41	64.2	102	159.8	310	485.6	278	435.5	16	25.1	82	128.4
SOMERSET COUNTY	53	29.2	210	115.8	492	271.2	450	248.0	29	16.0	105	57.9
SUSSEX COUNTY	45	73.6	122	199.6	233	381.2	216	353.4	11	18.0	65	106.3
UNION COUNTY	211	38.1	1,016	183.3	2,222	400.9	1,992	359.4	108	19.5	478	86.3
Elizabeth	45	38.4	256	218.5	562	479.7	495	422.5	16	13.7	150	128.0
Union Township	21	38.1	125	226.7	253	458.7	228	413.4	20	36.3	51	92.5
WARREN COUNTY	35	50.2	126	180.8	427	612.7	393	563.9	17	24.4	66	94.7
STATE INSTITUTIONS	2		3		20		19				2	
MILITARY POSTS	12		6		4		3				3	

Note: Rates not computed for State Institutions and Military Posts due to lack of population base.

TABLE 26. DEATHS AND DEATH RATES PER 100,000 POPULATION FOR DISEASES OF THE CIRCULATORY SYSTEM BY CAUSE GROUP BY AGE AND SEX: 1965

TABLE 26. DEATHS AND DEATH RATES PER 100,000 POPULATION FOR DISEASES OF THE CIRCULATORY SYSTEM BY CAUSE GROUP BY AGE AND SEX: 1965

AGE and SEX	TOTAL (400-468)		Rheumatic Fever (400-402)		Chronic Rheumatic Heart (410-416)		Arteriosclerotic Degenerative Heart (420-422)		Other Diseases of Heart (430-434)		Hypertension with Mention of Heart (440-443)		Hypertension without Mention of Heart (444-447)		Diseases of Arteries (450-456)		Diseases of Veins (460-466)		Other Diseases of Circulatory System (467, 468)		
	Number	Rate	No.	Rate	No.	Rate	Number	Rate	No.	Rate	No.	Rate	No.	Rate	No.	Rate	No.	Rate	No.	Rate	
ALL AGES	30,878	453.8	20	0.3	721	10.6	25,044	368.1	702	10.3	1,947	28.6	412	6.1	1,656	24.3	362	5.3	14	0.2	
Under 1	7	4.9																			
1-4	9	1.6	1	0.2	1	0.2	1	0.2	7	4.9											
5-9	2	0.3	1	0.2					5	0.9											
10-14	4	0.7	1	0.2	2	0.3			1	0.2											
15-19	15	3.4			5	1.1	3	0.7	3	0.7	1	0.2									
20-24	25	6.9			11	3.1	6	1.7	5	1.4											
25-29	53	13.0	2	0.5	13	3.2	21	5.1	5	1.2	2	0.5	3	0.7	3	0.7					
30-34	93	19.0	1	0.2	17	3.5	60	12.2	3	0.6	4	0.8	3	0.6	4	0.8	6	1.5			
35-39	264	49.7			32	6.0	183	34.5	13	2.4	15	2.8	5	0.9	9	1.7	1	0.2			
40-44	570	114.8	3	0.6	52	10.5	432	87.0	11	2.2	26	5.2	12	2.4	14	2.8	18	3.6			
45-49	1,011	221.8	3	0.7	77	16.9	789	173.1	30	6.6	61	13.4	14	3.1	20	4.4	16	3.5			
50-54	1,549	392.5	2	0.5	102	25.8	1,268	321.3	34	8.6	70	17.7	13	3.3	38	9.6	21	5.3			
55-59	2,162	635.5	1	0.3	105	30.9	1,794	527.3	44	12.9	122	35.9	17	5.0	48	14.1	30	8.8			
60-64	2,883	985.4	2	0.7	102	34.9	2,415	825.4	67	22.9	143	48.9	28	9.6	88	30.1	38	13.0			
65-69	3,811	1513.8	1	0.4	86	34.2	3,191	1267.6	88	35.0	209	83.0	48	19.1	143	56.8	42	16.7			
70-74	4,886	2659.7	1	0.5	53	28.9	4,045	2201.9	98	53.3	346	188.3	56	30.5	215	117.0	69	37.6			
75 and over	13,534	6859.2	1	0.5	63	31.9	10,836	5491.8	288	146.0	948	480.5	213	107.9	1,069	541.8	113	57.3			
Sex																					
Male	17,092	512.7	12	0.4	286	8.6	14,461	433.8	350	10.5	761	22.8	207	6.2	821	24.6	187	5.6	7	0.2	
Female	13,786	397.3	8	0.2	435	12.5	10,583	305.0	352	10.1	1,186	34.2	205	5.9	835	24.1	175	5.0	7	0.2	

TABLE 27. DEATHS AND DEATH RATES PER 100,000 POPULATION FOR NEOPLASMS BY CAUSE GROUP BY AGE AND SEX: 1965

TABLE 27. DEATHS AND DEATH RATES PER 100,000 POPULATION FOR NEOPLASMS BY CAUSE GROUP BY AGE AND SEX: 1965

AGE and SEX	ALL NEOPLASMS (140-205)		MALIGNANT												Benign or Unspecified Total (210-239)			
	Number	Rate	TOTAL (140-205)		Buccal Cavity and Pharynx (140-148)		Digestive and Peritoneum (150-159)		Respiratory (160-165)		Breast and Genito-urinary (170-181)		Other and Unspecified (190-199)		Lymph and Blood (200-205)		No.	Rate
			Number	Rate	Number	Rate	Number	Rate	Number	Rate	Number	Rate	Number	Rate	Number	Rate		
ALL AGES	12,245	180.0	12,063	177.3	288	4.2	4,252	62.5	2,266	33.3	3,257	47.9	1,042	15.3	958	14.1	182	2.7
Under 1	6	4.2	4	2.8														
1-4	44	7.6	42	7.3			2	0.3			1	0.7	1	0.7	2	1.4	2	1.4
5-9	56	8.6	54	8.3							4	0.7	20	3.5	16	2.8	2	0.3
10-14	42	7.2	40	6.8							11	1.7	17	2.6	26	4.0	2	0.3
15-19	43	9.7	41	9.3			3	0.7	1	0.2	6	1.4	7	1.6	22	3.8	2	0.3
20-24	45	12.5	41	11.4			4	1.1	1	0.3	7	1.9	8	2.2	24	5.4	2	0.5
25-29	63	15.4	59	14.5			6	1.5	3	0.7	7	1.7	19	4.7	21	5.8	4	1.1
30-34	93	19.0	86	17.6			13	2.7	5	1.0	30	6.1	18	3.7	20	5.9	4	1.0
35-39	204	38.4	197	37.1	3	0.6	40	7.5	24	4.5	68	12.8	33	6.2	29	5.5	7	1.3
40-44	415	83.6	406	81.7	13	2.6	84	16.9	66	13.3	151	30.4	44	8.9	48	9.7	9	1.8
45-49	681	149.4	667	146.3	19	4.2	172	37.7	130	28.5	223	48.9	69	15.1	54	11.8	14	3.1
50-54	1,009	255.7	990	250.9	35	8.9	233	59.0	220	55.7	333	83.6	93	23.6	79	20.0	19	4.8
55-59	1,328	390.4	1,309	384.8	38	11.2	426	125.2	298	87.6	333	97.9	128	37.6	86	25.3	19	5.6
60-64	1,609	550.0	1,592	544.1	43	14.7	576	196.9	385	131.6	356	121.7	138	47.2	94	32.1	17	5.8
65-69	1,865	740.8	1,837	729.7	46	18.3	665	264.2	415	164.8	439	174.4	145	57.6	127	50.4	28	11.1
70-74	1,841	1002.1	1,825	993.4	37	20.1	752	409.3	352	191.6	447	243.3	118	64.2	119	64.8	16	8.7
75 and over	2,901	1470.3	2,873	1456.0	54	27.4	1,276	646.7	366	185.5	844	427.7	166	84.1	167	84.6	28	14.2
Sex																		
Male	6,605	198.1	6,513	195.4	229	6.9	2,286	68.6	1,906	57.2	998	29.9	572	17.2	522	15.7	92	2.8
Female	5,640	162.5	5,550	159.9	59	1.7	1,966	56.7	360	10.4	2,259	65.1	470	13.5	436	12.6	90	2.6

TABLE 28. MOTOR VEHICLE DEATHS IN NEW JERSEY BY CAUSE OF DEATH BY AGE: 1965

PRIMARY CAUSE	TOTAL All Ages	AGE GROUPS						
		Under 1 year	1-4	5-14	15-24	25-44	45-64	65 and over
Total (E810-E835, E960)	976	4	30	78	242	236	228	158
Collision with								
Railway train (E810)	10				3	3	4	
Street car (E811)								
Pedestrian (E812,E830)	298	1	21	39	21	43	81	92
Pedal cyclist (E813,E817,E831)	22			18	2	1	1	
Motorcycle (E815,E832)	13				10	3		
Other motor vehicle (E816,E833)	328	3	6	13	83	94	91	38
Horse or horse-drawn vehicle (E818)								
Fixed object (E814,E819)	28		1		15	11	1	
Non-collision (E820-E824,E834)	266		1	7	105	78	48	27
Other and unspecified (E825,E835,E960)	11		1	1	3	3	2	1

TABLE 29. NONTRANSPORT ACCIDENTAL DEATHS IN NEW JERSEY BY CAUSE OF DEATH BY PLACE OF ACCIDENT: 1965

PRIMARY CAUSE	TOTAL	PLACE OF ACCIDENT									
		HOME	FARM	MINE AND QUARRY	Sport, Recreation & Premise	STREET and HIGHWAY	PUBLIC BUILDING	RESIDENT INSTITUTION	OTHER SPECIFIED PLACE	PLACE NOT SPECIFIED	
Total (E870-E959,E961-E962)	1,449	842	14		63	16	68	45	121	132	148
Poisoning by solid and liquid substances (E870-E888)	71	39					1	3	2	3	23
Poisoning by gases and vapors (E890-E895)	37	24	2		2		2	2		5	
Falls (E900-E904)	646	407	3		19	3	47	21	93	17	36
Fire and explosion of combustible material (E916)	259	217			10		1	12	4	9	6
Mechanical suffocation in bed or cradle (E924)	37	37									
Drowning (E929)	105	26	3			7	1		1	67	
Other causes (E910-E915,E917-E923,E925-E928,E930-E936,E940-E946,E950-E959,E961-E962)	294	92	6		32	6	16	7	21	31	83

TABLE 30

DEATHS BY CAUSE BY SEX AND AGE GROUPS, NEW JERSEY

1965

INTERNATIONAL LIST NO.	CAUSE OF DEATH	TOTAL	MALE	FEMALE	AGE GROUP BY YEARS							
					-1	1-4	5-14	15-24	25-44	45-64	65-UP	
001 - F999	ALL CAUSES	64,942	35,807	29,135	2,918	429	472	847	3,632	17,002	34,642	
001	RESPIRATORY TUBERCULOSIS WITH MENTION OF OCCUPATIONAL DISEASE OF LUNG	4	4							1	3	
002	PULMONARY TUBERCULOSIS	253	189	64						111	89	
003	PLURAL TUBERCULOSIS	6	3	3						3	2	
004	PRIMARY TUBERCULOSIS COMPLEX WITH SYMPTOMS	1		1	1					1		
005	TRACHEOBRONCHIAL GLANDULAR TUBERCULOSIS WITH SYMPTOMS											
006	RADIOLOGICAL EVIDENCE SUGGESTIVE OF ACTIVE RESPIRATORY TUBERCULOSIS NOT CLASSIFIABLE ELSEWHERE											
007	OTHER RESPIRATORY TUBERCULOSIS											
008	TUBERCULOSIS, UNSPECIFIED SITE	4	4							1	3	
010	TUBERCULOSIS OF MENINGES AND CENTRAL NERVOUS SYSTEM	8	6	2		2				3	1	
011	TUBERCULOSIS OF INTESTINES, PERITONEUM, AND MESENTERIC GLANDS											
012	TUBERCULOSIS OF BONES AND JOINTS, ACTIVE OR UNSPECIFIED	1	1								1	
013	LATE EFFECTS OF TUBERCULOSIS OF BONES AND JOINTS											
014	TUBERCULOSIS OF SKIN AND SUBCUTANEOUS CELLULAR TISSUE											
015	TUBERCULOSIS OF LYMPHATIC SYSTEM											
016	TUBERCULOSIS OF GENITO-URINARY SYSTEM	4	1	3					1	1	2	
017	TUBERCULOSIS OF ADRENAL GLANDS	1		1						1		
018	TUBERCULOSIS OF OTHER ORGANS											
019	DISSEMINATED TUBERCULOSIS	11	4	7				1	3	3	4	
020	CONGENITAL SYPHILIS	1	1							1		
021	EARLY SYPHILIS											
022	ANKYLOSIS OF AORTA	11	9	2					1	3	7	
023	OTHER CARDIOVASCULAR SYPHILIS	13	9	4						7	6	
024	TARES MORSALIS											
025	GENERAL PARALYSIS OF INSANE	3	2	1			1			2		
026	OTHER SYPHILIS OF CENTRAL NERVOUS SYSTEM	6	5	1							6	
027	OTHER FORMS OF LATE SYPHILIS											
028	LATENT SYPHILIS											
029	SYPHILIS, UNQUALIFIED	2	2							1	1	
030	ACUTE OR UNSPECIFIED GONORRHEA											
031	CHRONIC GONOCOCCAL INFECTION OF GENITO-URINARY SYSTEM											
032	GONOCOCCAL INFECTION OF JOINT											
033	GONOCOCCAL INFECTION OF EYE											
034	GONOCOCCAL INFECTION OF OTHER SITES											
035	LATE EFFECTS OF GONOCOCCAL INFECTION	1	1								1	
036	CHANCROID											
037	LYMPHOGRANULOMA VENEREUM	1	1							1		
038	GRANULOMA INGUINALE, VENEREAL											
039	OTHER AND UNSPECIFIED VENEREAL DISEASES											
040	TYPHOID FEVER											
041	PARATYPHOID FEVER	1	1							1		
042	OTHER SALMONELLA INFECTIONS	3	2	1	1						2	
043	CHOLERA											
044	BRUCELLOSIS											
045	BACILLARY DYSENTERY							1		5	5	
046	AMEBIASIS	11	7	4								
047	OTHER PROTOZOAL DYSENTERY											
048	UNSPECIFIED FORMS OF DYSENTERY	2	1	1						2		
049	FOOD POISONING											
050	SCARLET FEVER											
051	STREPTOCOCCAL SORE THROAT	3	2	1					1	1	1	
052	ERYSIPELAS											
053	SEPTICEMIA AND PYEMIA	48	28	20	3	2		2	7	8	26	
054	BACTERIAL TOXEMIA											
055	DIPHTHERIA											
056	WHOOPING COUGH	1	1		1							
057	MENINGOCOCCAL INFECTIONS	28	16	12	8	7	2	3		5	3	
058	PLAGUE											
059	TULAREMIA											
060	LEPROSY											
061	TETANUS	1		1						1		
062	ANTHRAX											
063	GAS GANGRENE	1	1							1		
064	OTHER BACTERIAL DISEASES	4	1	3	1					1	2	
070	VINCENTS INFECTION											
071	RELAPSING FEVER											
072	LEPTOSPIROSIS											
073	YAWS											
074	OTHER SPIROCHETAL INFECTIONS											
080	ACUTE POLIOMYELITIS											
081	LATE EFFECTS OF ACUTE POLIOMYELITIS	4	1	3				1	3			
082	ACUTE INFECTIOUS ENCEPHALITIS	14	6	8	1	4	2	1	2	4		
083	LATE EFFECTS OF ACUTE INFECTIOUS ENCEPHALITIS	6	6					1	1	4		
084	SMALLPOX											

TABLE 30

DEATHS BY CAUSE BY SEX AND AGE GROUPS, NEW JERSEY

1965-CONTINUED

INTERNATIONAL LIST NO.	CAUSE OF DEATH	TOTAL	MALE	FEMALE	AGE GROUP BY YEARS								
					1-4	5-9	10-14	15-24	25-44	45-64	65 UP		
085	MEASLES	2		2			1	1					
086	RUBELLA	1	1			1							
087	CHICKENPOX	2		2		1		1					
088	HERPES ZOSTER	1	1										1
089	MUMPS	1		1					1				
090	DENGUE												
091	YELLOW FEVER												
092	INFECTIOUS HEPATITIS	27	10	17				2	2	6	9	8	
093	GLANDULAR FEVER												
094	RABIES												
095	TRACHOMA												
096	OTHER DISEASES ATTRIBUTABLE TO VIRUSES	9	4	5	2	1	2				2	2	
100	LOUSE-BORNE EPIDEMIC TYPHUS												
101	FLEA-BORNE ENDEMIC TYPHUS												
102	BRIEL'S DISEASE, NOT SPECIFIED AS LOUSE-OR FLEA-BORNE TYPHUS												
103	TARRARDILLO, NOT SPECIFIED AS LOUSE-OR FLEA-BORNE												
104	TICK-BORNE TYPHUS												
105	MITE-BORNE TYPHUS												
106	WOLYMIAN FEVER												
107	TYPHUS, UNSPECIFIED												
108	OTHER RICKETTSIAL DISEASES												
110	VIVAX MALARIA												
111	MALARIAE MALARIA												
112	FALCIPARUM MALARIA												
113	OVALE MALARIA												
114	MIXED MALARIAL INFECTIONS												
115	BLACKWATER FEVER												
116	OTHER AND UNSPECIFIED FORMS OF MALARIA												
117	RECURRENT INDUCED MALARIA												
120	LEISHMANIASIS												
121	TRYPANOSOMIASIS												
122	OTHER, PROTOZOAL DISEASES												
123	SCHISTOSOMIASIS												
124	OTHER TREMATODE INFESTATION												
125	HYDATID DISEASE												
126	OTHER CESTODE INFESTATION												
127	FILARIASIS												
128	TRICHINIASIS												
129	ANKYLOSTOMIASIS												
130	INFESTATION WITH WORMS OF OTHER, MIXED, AND UNSPECIFIED TYPE												
131	DERMATOPHYTOSIS												
132	ACTINOMYCOSIS	1	1										1
133	COCCIDIDIOMYCOSIS												
134	OTHER FUNGUS INFECTIONS	9	4	5		1		1	1	3	3		
135	SCABIES												
136	PEDICULOSIS												
137	OTHER ARTHROPID INFESTATION												
138	OTHER INFECTIVE AND PARASITIC DISEASES	10	5	5				2		6	2		
140	MALIGNANT NEOPLASM OF LIP	2	1	1									2
141	MALIGNANT NEOPLASM OF TONGUE	87	75	12					4	37	46		
142	MALIGNANT NEOPLASM OF SALIVARY GLAND	18	7	11					2	5	11		
143	MALIGNANT NEOPLASM OF FLOOR OF MOUTH	23	17	6					3	12	8		
144	MALIGNANT NEOPLASM OF OTHER PARTS OF MOUTH, AND OF MOUTH UNSPECIFIED	46	34	12					2	17	27		
145	MALIGNANT NEOPLASM OF ORAL MESOPHARYNX	29	25	4					1	14	14		
146	MALIGNANT NEOPLASM OF NASOPHARYNX	21	15	6					2	13	6		
147	MALIGNANT NEOPLASM OF HYPOPHARYNX	11	10	1						6	5		
148	MALIGNANT NEOPLASM OF PHARYNX, UNSPECIFIED	51	45	6					2	31	18		
150	MALIGNANT NEOPLASM OF ESOPHAGUS	241	180	61					12	101	128		
151	MALIGNANT NEOPLASM OF STOMACH	777	470	307					20	233	524		
152	MALIGNANT NEOPLASM OF SMALL INTESTINE, INCLUDING DUODENUM	28	14	14					1	14	13		
153	MALIGNANT NEOPLASM OF LARGE INTESTINE, EXCEPT RECTUM	1,523	691	832				1	47	481	996		
154	MALIGNANT NEOPLASM OF RECTUM	546	315	231					18	186	342		
155	MALIGNANT NEOPLASM OF BILIARY PASSAGES AND OF LIVER, STATED TO BE PRIMARY SITE	261	107	154				3	9	91	158		
156	MALIGNANT NEOPLASM OF LIVER, SECONDARY AND UNSPECIFIED	189	91	98		2		2	7	59	119		
157	MALIGNANT NEOPLASM OF PANCREAS	593	364	229					25	210	358		
158	MALIGNANT NEOPLASM OF PERITONEUM	41	18	23				1	2	17	21		
159	MALIGNANT NEOPLASM OF UNSPECIFIED DIGESTIVE ORGANS	53	36	17					2	15	36		
160	MALIGNANT NEOPLASM OF NOSE, NASAL CAVITIES, MIDDLE EAR, AND ACCESSORY SINUSES	29	17	12				1	1	10	17		
161	MALIGNANT NEOPLASM OF LARYNX	112	98	14					1	54	57		
162	MALIGNANT NEOPLASM OF BRONCHUS AND TRACHEA, AND OF LUNG SPECIFIED AS PRIMARY	774	670	104				1	36	340	397		
163	MALIGNANT NEOPLASM OF LUNG, UNSPECIFIED AS TO WHETHER PRIMARY OR SECONDARY	1,275	1,071	204					54	594	627		

INTERNATIONAL LIST NO.	CAUSE OF DEATH	TOTAL	MALE	FEMALE	AGE GROUP BY YEARS								
					-1	1-4	5-14	15-24	25-44	45-64	65-119		
164	MALIGNANT NEOPLASM OF HODGKIN	22	18	4						4	9	9	
165	MALIGNANT NEOPLASM OF THORACIC ORGANS, SECONDARY	54	32	22						2	26	26	
170	MALIGNANT NEOPLASM OF BREAST	1,184	7	1,177					1	126	562	495	
171	MALIGNANT NEOPLASM OF CERVIX UTERI	238		238					1	53	117	72	
172	MALIGNANT NEOPLASM OF CORPUS UTERI	53		53						5	25	23	
173	MALIGNANT NEOPLASM OF OTHER PARTS OF UTERUS, INCLUDING CHORIOEPITHELIOMA	1		1					1				
174	MALIGNANT NEOPLASM OF UTERUS, UNSPECIFIED	199		199						10	81	108	
175	MALIGNANT NEOPLASM OF OVARY, FALLOPIAN TUBE, AND BROAD LIGAMENT	378		378			1	2	28	197	140		
176	MALIGNANT NEOPLASM OF OTHER AND UNSPECIFIED FEMALE GENITAL ORGANS	38		38					1	1	14	22	
177	MALIGNANT NEOPLASM OF PROSTATE	552	552							2	65	485	
178	MALIGNANT NEOPLASM OF TESTIS	32	32						7	10	17	3	
179	MALIGNANT NEOPLASM OF OTHER AND UNSPECIFIED MALE GENITAL ORGANS	7	7							1	2	4	
180	MALIGNANT NEOPLASM OF KIDNEY	240	168	72	1	4	10			14	80	131	
181	MALIGNANT NEOPLASM OF BLADDER, AND OTHER URINARY ORGANS	335	232	103						6	92	237	
190	MALIGNANT MELANOMA OF SKIN	117	65	52						29	55	33	
191	OTHER MALIGNANT NEOPLASM OF SKIN	57	40	17							15	42	
192	MALIGNANT NEOPLASM OF EYE	12	6	6			1	1			7	3	
193	MALIGNANT NEOPLASM OF BRAIN AND OTHER PARTS OF NERVOUS SYSTEM	273	147	126	1	15	23	9	44	132	49		
194	MALIGNANT NEOPLASM OF THYROID GLAND	42	14	28						5	17	25	
195	MALIGNANT NEOPLASM OF OTHER ENDOCRINE GLANDS	19	13	6			1	2	1	4	8	3	
196	MALIGNANT NEOPLASM OF BONE	77	52	25			1	6	2	5	31	32	
197	MALIGNANT NEOPLASM OF CONNECTIVE TISSUE	52	29	23			2	3	2	11	23	11	
198	SECONDARY AND UNSPECIFIED MALIGNANT NEOPLASM OF LYMPH NODES	3	2	1							1	2	
199	MALIGNANT NEOPLASM OF OTHER AND UNSPECIFIED SITES	390	204	186						1	16	144	229
200	LYMPHOSARCOMA AND RETICULOSARCOMA	251	133	118			6	7	33	92	113		
201	HODGKINS DISEASE	144	82	62			2	13	44	51	34		
202	OTHER FORMS OF LYMPHOMA	30	16	14			1	1	4	10	14		
203	MULTIPLE MYELOMA	105	52	53						6	40	54	
204	LEUKEMIA AND LEUKEMIA	427	238	189	2	16	39	24	34	120	192		
205	MYCOSIS FUNGOIDES	1	1									1	
210	BENIGN NEOPLASM OF BUCCAL CAVITY AND PHARYNX												
211	BENIGN NEOPLASM OF OTHER PARTS OF DIGESTIVE SYSTEM	13	6	7							6	7	
212	BENIGN NEOPLASM OF RESPIRATORY SYSTEM	5	3	2						2	1	2	
213	BENIGN NEOPLASM OF BREAST	1		1								1	
214	UTERINE FIBROMYOMA	9		9						1	7	1	
215	OTHER BENIGN NEOPLASM OF UTERUS												
216	BENIGN NEOPLASM OF OVARY	4		4						1		3	
217	BENIGN NEOPLASM OF OTHER FEMALE GENITAL ORGANS												
218	BENIGN NEOPLASM OF MALE GENITAL ORGANS												
219	BENIGN NEOPLASM OF KIDNEY AND OTHER URINARY ORGANS	2	1	1								2	
220	BENIGN MELANOMA OF SKIN												
221	PILONIDAL CYST												
222	OTHER BENIGN NEOPLASM OF SKIN												
223	BENIGN NEOPLASM OF BRAIN AND OTHER PARTS OF NERVOUS SYSTEM	47	21	26	1	1	2			10	19	14	
224	BENIGN NEOPLASM OF ENDOCRINE GLANDS	8	5	3							2	2	
225	BENIGN NEOPLASM OF BONE AND CARTILAGE	4	2	2			1	3			3		
226	LIPOMA	2	1	1								1	
227	OTHER BENIGN NEOPLASM OF MUSCULAR AND CONNECTIVE TISSUE	13	10	3	1				1	7	4		
228	HEMANGIOMA AND LYMPHANGIOMA	1	1										
229	BENIGN NEOPLASM OF OTHER AND UNSPECIFIED ORGANS AND TISSUES	1		1							1		
230	NEOPLASM OF UNSPECIFIED NATURE OF DIGESTIVE ORGANS	9	3	6							3	6	
231	NEOPLASM OF UNSPECIFIED NATURE OF RESPIRATORY ORGANS	8	7	1							2	6	
232	NEOPLASM OF UNSPECIFIED NATURE OF BREAST												
233	NEOPLASM OF UNSPECIFIED NATURE OF UTERUS												
234	NEOPLASM OF UNSPECIFIED NATURE OF OVARY	1		1								1	
235	NEOPLASM OF UNSPECIFIED NATURE OF OTHER FEMALE GENITAL ORGANS												
236	NEOPLASM OF UNSPECIFIED NATURE OF OTHER GENITO-URINARY ORGANS	1		1								1	
237	NEOPLASM OF UNSPECIFIED NATURE OF BRAIN AND OTHER PARTS OF NERVOUS SYSTEM	45	31	14			1	3	11	16	14		
238	NEOPLASM OF UNSPECIFIED NATURE OF SKIN AND MUSCULOSKELETAL SYSTEM	1		1								1	
239	NEOPLASM OF UNSPECIFIED NATURE OF OTHER AND UNSPECIFIED ORGANS	7	1	6			1				1	5	
240	HAY FEVER												
241	ASTHMA	120	53	67	2	4	4	1	15	42	52		
242	ANGIOEDEMA	1		1							1		
243	URTICARIA												
244	ALLERGIC ECZEMA												
245	OTHER ALLERGIC DISORDERS												
250	SIMPLE GOITRE	3	1	2	1							2	

TABLE 30

DEATHS BY CAUSE BY SEX AND AGE GROUPS, NEW JERSEY

1965-CONTINUED

INTERNATIONAL LIST NO.	CAUSE OF DEATH	TOTAL	MALE	FEMALE	AGE GROUP BY YEARS								
					-1	1-4	5-14	15-24	25-44	45-64	65 UP		
251	NONTOXIC NODULAR GOITRE	2		2									2
252	THYROTOXICOSIS WITH OR WITHOUT GOITRE	13	3	10						2		6	5
253	MYXEDEMA AND CREPINISM	10	3	7				1				3	6
254	OTHER DISEASES OF THYROID GLAND	3		3								1	1
260	DIABETES MELLITUS	1,304	504	800	1			4	5	49	312	933	
270	DISORDERS OF PANCREATIC INTERNAL SECRETION OTHER THAN DIABETES MELLITUS	2	1	1									2
271	DISEASES OF PARATHYROID GLAND	2	1	1									2
272	DISEASES OF PITUITARY GLAND	15	5	10					2	4	8		1
273	DISEASES OF THYMUS GLAND	5	5		5								
274	DISEASES OF ADRENAL GLANDS	9	3	6	1					2	3	3	
275	OVARIAN DYSFUNCTION												
276	TESTICULAR DYSFUNCTION												
277	POLYGLANDULAR DYSFUNCTION AND OTHER DISEASES OF ENDOCRINE GLANDS												
280	BERIBERI	1		1									
281	PELLAGRA	1	1									1	
282	SCURVY												1
283	ACTIVE RICKETS												
284	LATE EFFECTS OF RICKETS												
285	OSTEOMALACIA	1	1										1
286	OTHER AVITAMINOSES AND NUTRITIONAL DEFICIENCY STATES	44	27	17						2	10	32	
287	UNLIVELY, NOT SPECIFIED AS OF ENDOCRINE ORIGIN	30	15	15						2	18	10	
288	GOITRE	3	2	1								3	
289	OTHER METABOLIC DISEASES	64	36	28	10	6	11	5	2	14	16	6	4
290	PERNICIOUS AND OTHER HYPERCHROMIC ANEMIAS	4	1	3									1
291	IRON DEFICIENCY ANEMIAS	2	1	1						1			1
292	OTHER ANEMIAS OF SPECIFIED TYPE	66	32	34	1	2	3	5	5	11	34		
293	ANEMIA OF UNSPECIFIED TYPE	32	13	19	2	3			2	4	21		
294	POLYCYTHEMIA	15	6	9						1	4	10	
295	HEMOPHILIA	5	5			2							
296	PURPURA AND OTHER HEMORRHAGIC CONDITIONS	32	19	13	2	2		1	4	10	13		
297	AGRAKIDEMIASIS	9	4	5						1	1	7	
298	DISEASES OF SPLEEN	4	1	3					2	1	1		
299	OTHER DISEASES OF BLOOD AND BLOOD-FORMING ORGANS	10	7	3					2	3	5		
300	SCHIZOPHRENIC DISORDERS	3	2	1						1			2
301	MANIC-DEPRESSIVE REACTION												
302	INVOLUTIONAL MELANCHOLIA	1		1								1	
303	PARANOID AND PARANOID STATES												
304	SENILE PSYCHOSIS	7	3	4									7
305	PRESENILE PSYCHOSIS	3	3									1	2
306	PSYCHOSIS WITH CEREBRAL ARTERIOSCLEROSIS									11	9	3	
307	ALCOHOLIC PSYCHOSIS	23	18	5									
308	PSYCHOSIS OF OTHER DEMONSTRABLE ETIOLOGY												
309	OTHER AND UNSPECIFIED PSYCHOSES	7	2	5				1	1		2	3	
310	ANXIETY REACTION WITHOUT MENTION OF SOMATIC SYMPTOMS	1		1									1
311	HYSTERICAL REACTION WITHOUT MENTION OF ANXIETY REACTION												
312	PHOBIC REACTION												
313	OBSSIVE-COMPULSIVE REACTION												
314	NEUROTIC-DEPRESSIVE REACTION												
315	PSYCHONEUROSIS WITH SOMATIC SYMPTOMS AFFECTING CIRCULATORY SYSTEM												
316	PSYCHONEUROSIS WITH SOMATIC SYMPTOMS AFFECTING DIGESTIVE SYSTEM	2	2							1			1
317	PSYCHONEUROSIS WITH SOMATIC SYMPTOMS AFFECTING OTHER SYSTEMS												
318	PSYCHONEUROTIC DISORDERS, OTHER, MIXED, AND UNSPECIFIED TYPES												
320	PATHOLOGICAL PERSONALITY	1		1					1				
321	IMMATURE PERSONALITY												
322	ALCOHOLISM	57	48	9						14	33	10	
323	OTHER DRUG ADDICTION	5	3	2					2	3			
324	PRIMARY CHILDHOOD BEHAVIOR DISORDERS												
325	MENTAL DEFICIENCY	12	10	2	2	2	4	1			2	1	
326	OTHER AND UNSPECIFIED CHARACTER, BEHAVIOR, AND INTELLIGENCE DISORDERS												
330	SUBARACHNOID HEMORRHAGE	268	118	150	1		2	6	61	123	75		
331	CEREBRAL HEMORRHAGE	2,746	1,252	1,494	3	1	1	2	70	552	2,117		
332	CEREBRAL EMBOLISM AND THROMBOSIS	2,183	952	1,231	1				24	236	1,922		
333	SPASM OF CEREBRAL ARTERIES	1		1									1
334	OTHER AND ILL-DEFINED VASCULAR LESIONS AFFECTING CENTRAL NERVOUS SYSTEM	480	220	260			1	3	2	5	42	427	
340	MENINGITIS, EXCEPT MENINGOCOCCAL AND TUBERCULOUS	72	43	29	25	8	4	1	8	12	14		
341	PHLEBITIS AND THROMBOPHLEBITIS OF INTRACRANIAL VENOUS SINUSES												
342	INTRACRANIAL AND INTRASPINAL ABSCESS	9	7	2	1	1		1	2	3	1		
343	ENCEPHALITIS, MYELITIS, AND ENCEPHALOMYELITIS, EXCEPT ACUTE INFECTIOUS	13	9	4		1	1		4	4	3		
344	LATE EFFECTS OF INTRACRANIAL ABSCESS OR PYOGENIC INFECTION	15	9	6	3	5	4		1	2			
345	MULTIPLE SCLEROSIS	71	30	41			1	3	14	40	13		

TABLE 30

DEATHS BY CAUSE BY SEX AND AGE GROUPS, NEW JERSEY

1965- CONTINUED

INTERNATIONAL LIST NO.	CAUSE OF DEATH	TOTAL	MALE	FFEMALE	AGE GROUP BY YEARS							
					-1	1-4	5-14	15-24	25-44	45-64	65 UP	
350	PARALYSIS AGITANS	117	64	53							19	94
351	CEREBRAL SPASTIC INFANTILE PARALYSIS	28	18	10	4	8	7	5	2	2	2	2
352	OTHER CEREBRAL PARALYSIS	4	2	2								
353	EPILEPSY	57	34	23	1	3	4	11	20	16	2	2
354	MIGRAINE											
355	OTHER DISEASES OF BRAIN	25	12	13	2	1					10	9
356	MOTOR NEURONE DISEASE AND MUSCULAR ATROPHY	51	31	20	1				2	1	6	23
357	OTHER DISEASES OF SPINAL CORD	7	4	3	1						3	1
360	FACIAL PARALYSIS						1					1
361	TRIGEMINAL NEURALGIA											
362	BRACHIAL NEURITIS											
363	SCIATICA											
364	POLYNEURITIS AND POLYRADICULITIS											
365	ERYTHEDEMA POLYNEURITICA	8	5	3						2	5	1
366	OTHER AND UNSPECIFIED FORMS OF NEURALGIA AND NEURITIS											
367	OTHER DISEASES OF CRANIAL NERVES											
368	OTHER DISEASES OF PERIPHERAL NERVES EXCEPT AUTONOMIC											
369	DISEASES OF PERIPHERAL AUTONOMIC NERVOUS SYSTEM											
370	CONJUNCTIVITIS AND OPHTHALMIA											
371	BLEPHARITIS											
372	OROPHELYUM											
373	IRITIS											
374	KERATITIS											
375	CHOROIODITIS											
376	OTHER INFLAMMATION OF UVEAL TRACT											
377	INFLAMMATION OF OPTIC NERVE AND RETINA											
378	INFLAMMATION OF LACRYMAL GLANDS AND DUCTS											
379	OTHER INFLAMMATORY DISEASES OF EYE											
380	REFRACTIVE ERRORS											
381	CORNEAL ULCER											
382	CORNEAL OPACITY											
383	PTERYGIUM											
384	STRABISMUS											
385	CATARACT											
386	DETACHMENT OF RETINA	1		1								1
387	GLAUCOMA	1		1								1
388	OTHER DISEASES OF EYE											1
389	BLINDNESS											
390	OTITIS EXTERNA	1		1								1
391	OTITIS MEDIA WITHOUT MENTION OF MASTOIDITIS	4	2	2	1						1	2
392	OTITIS MEDIA WITH MASTOIDITIS	1	1									
393	MASTOIDITIS WITHOUT MENTION OF OTITIS MEDIA	1	1					1				
394	OTHER INFLAMMATORY DISEASES OF EAR											1
395	MENINGEAL DISEASE											
396	OTHER DISEASES OF EAR AND MASTOID PROCESS											
397	DEAF MUTISM											
398	OTHER DEAFNESS											
400	RHEUMATIC FEVER WITHOUT MENTION OF HEART INVOLVEMENT	1	1			1						
401	RHEUMATIC FEVER WITH HEART INVOLVEMENT	18	11	7			2		6	7	3	
402	CHOREA	1		1								1
410	DISEASES OF MITRAL VALVE	265	102	163	1				6	50	146	62
411	DISEASES OF AORTIC VALVE SPECIFIED AS RHEUMATIC	76	50	26					3	8	39	26
412	DISEASES OF TRICUSPID VALVE											
413	DISEASES OF PULMONARY VALVE SPECIFIED AS RHEUMATIC											
414	OTHER ENDOCARDITIS SPECIFIED AS RHEUMATIC	27	8	19				1	7	13	6	
415	OTHER MYOCARDITIS SPECIFIED AS RHEUMATIC	7	5	2					1	5	1	
416	OTHER HEART DISEASE SPECIFIED AS RHEUMATIC	346	121	225			2		6	48	183	107
420	ARTERIOSCLEROTIC HEART DISEASE, INCLUDING CORONARY DISEASE	22,786	13,353	9,433					3	630	5,953	16,200
421	CHRONIC ENDOCARDITIS NOT SPECIFIED AS RHEUMATIC	107	68	39						6	35	66
422	OTHER MYOCARDIAL DEGENERATION	2,151	1,040	1,111	1				6	60	278	1,806
430	ACUTE AND SUBACUTE ENDOCARDITIS	26	18	8					1	3	9	13
431	ACUTE MYOCARDITIS NOT SPECIFIED AS RHEUMATIC	12	7	5					1	2	5	3
432	ACUTE PERICARDITIS SPECIFIED AS NONRHEUMATIC	3	2	1								2
433	FUNCTIONAL DISEASE OF HEART	185	84	101	3	3			2	7	32	138
434	OTHER AND UNSPECIFIED DISEASES OF HEART	476	239	237	4	1	1		4	20	128	318
440	ESSENTIAL BENIGN HYPERTENSIVE HEART DISEASE	1	1									
441	ESSENTIAL MALIGNANT HYPERTENSIVE HEART DISEASE	22	10	12						1		
442	HYPERTENSIVE HEART DISEASE WITH ARTERIOLAR NEPHROSCLEROSIS	383	167	216					1	4	62	112
443	OTHER AND UNSPECIFIED HYPERTENSIVE HEART DISEASE	1,541	583	958						29	327	1,185
444	ESSENTIAL BENIGN HYPERTENSION	74	31	43							8	63
445	ESSENTIAL MALIGNANT HYPERTENSION	53	26	27						3	23	15
446	HYPERTENSION WITH ARTERIOLAR NEPHROSCLEROSIS	273	147	126						5	38	230
447	OTHER HYPERTENSIVE DISEASE WITHOUT MENTION OF HEART	12	3	9								9
450	GENERAL ARTERIOSCLEROSIS	1,164	487	677						2	55	1,107

TABLE 30

DEATHS BY CAUSE BY SEX AND AGE GROUPS, NEW JERSEY

1965 - CONTINUED

INTERNATIONAL LIST NO.	CAUSE OF DEATH	TOTAL	MALE	FEMALE	AGE GROUP BY YEARS							
					-1	1-4	5-14	15-24	25-44	45-64	65-84	85 UP
451	AORTIC ANEURYSM, NON-SYPHILITIC, AND DISSECTING ANEURYSM	378	277	101					1	6	102	249
452	OTHER ANEURYSM, EXCEPT OF HEART AND AORTA	19	11	8						4	10	5
453	PERIPHERAL VASCULAR DISEASE	10	8	2							3	7
454	ARTERIAL EMBOLISM AND THROMBOSIS	31	16	15						1	7	23
455	GANGRENE OF UNSPECIFIED CAUSE	9	6	3							2	7
456	OTHER DISEASES OF ARTERIES	45	16	29				1	5	15	15	9
460	VARICOSE VEINS OF LOWER EXTREMITIES	10	3	7						1	3	6
461	HEMORRHOIDS	2	2								1	1
462	VARICOSE VEINS OF OTHER SPECIFIED SITES	7	5	2						1	1	5
463	PHLEBITIS AND THROMBOPHLEBITIS OF LOWER EXTREMITIES	35	21	14						4	14	17
464	PHLEBITIS AND THROMBOPHLEBITIS OF OTHER SITES	43	23	20						6	15	22
465	PULMONARY EMBOLISM AND INFARCTION	221	111	110				1		18	57	145
466	OTHER VENOUS EMBOLISM AND THROMBOSIS	44	22	22						2	14	28
467	OTHER DISEASES OF CIRCULATORY SYSTEM	14	7	7						2	3	9
468	CERTAIN DISEASES OF LYMPH NODES AND LYMPH CHANNELS											
470	ACUTE NASOPHARYNGITIS	1		1				1				
471	ACUTE SINUSITIS											
472	ACUTE PHARYNGITIS	3	2	1				1				2
473	ACUTE TONSILLITIS	1	1				1					
474	ACUTE LARYNGITIS AND TRACHEITIS	8	4	4				2	3			1
475	ACUTE UPPER RESPIRATORY INFECTION OF MULTIPLE OR UNSPECIFIED SITES	8	3	5	2					1	2	3
480	INFLUENZA WITH PNEUMONIA	11	5	6	3							4
481	INFLUENZA WITH OTHER RESPIRATORY MANIFESTATIONS, AND INFLUENZA UNQUALIFIED	14	7	7	1	1				1	2	9
482	INFLUENZA WITH DIGESTIVE MANIFESTATIONS, BUT WITHOUT RESPIRATORY SYMPTOMS	1	1		1							
483	INFLUENZA WITH NERVOUS MANIFESTATIONS, BUT WITHOUT DIGESTIVE OR RESPIRATORY SYMPTOMS											
490	LOBAR PNEUMONIA	301	191	110	20	5	1	3	28	65	179	
491	BRONCHOPNEUMONIA	1,377	820	557	145	41	16	13	82	226	854	
492	PRIMARY ATYPICAL PNEUMONIA	182	111	71	65	17	3	2	12	14	54	
493	PNEUMONIA, OTHER AND UNSPECIFIED	60	36	24	9	3	1	1	5	13	29	
500	ACUTE BRONCHITIS	32	21	11	7	6	2			6	11	
501	BRONCHITIS UNQUALIFIED	15	11	4	1	1				1	10	
502	CHRONIC BRONCHITIS	133	108	25		1	1		2	47	82	
510	HYPERTROPHY OF TONSILLS AND ADENOIDS	2		2			1	1				
511	PERITONSILLAR ABSCESS											
512	CHRONIC PHARYNGITIS AND NASOPHARYNGITIS											
513	CHRONIC SINUSITIS											
514	DEFFECTED NASAL SEPTUM											
515	NASAL POLYP											
516	CHRONIC LARYNGITIS											
517	OTHER DISEASES OF UPPER RESPIRATORY TRACT	8	4	4	2	2	1			1	1	1
518	EMPHYEMA	7	3	4						1	4	2
519	PLEURISY	15	9	6	2			1	3	1	8	
520	SPONTANEOUS PNEUMOTHORAX	4	3	1		1			1	1	1	
521	ABSCESS OF LUNG	23	14	9	1		1				13	
522	PULMONARY CONGESTION AND HYPOSTASIS	35	19	16	1		1		3	16	14	
523	PNEUMONITIS DUE TO SILICA AND SILICATES OCCUPATIONAL	30	29	1					1	12	17	
524	OTHER SPECIFIED PNEUMONITIS AND PULMONARY FIBROSIS OF OCCUPATIONAL ORIGIN	2	2								2	
525	OTHER CHRONIC INTERSTITIAL PNEUMONIA	128	99	29	7		3		3	41	74	
526	BRONCHIECTASIS	42	30	12				1	1	11	29	
527	OTHER DISEASES OF LUNG AND PLEURAL CAVITY	558	461	97	3	1	2		18	170	364	
530	DENTAL CARIES	1	1									
531	ABSCESSSES OF SUPPORTING STRUCTURES OF TEETH									1		
532	OTHER INFLAMMATORY DISEASES OF SUPPORTING STRUCTURES OF TEETH											
533	DISORDERS OF OCCLUSION, ERUPTION, AND TOOTH DEVELOPMENT											
534	TOOTHACHE FROM UNSPECIFIED CAUSE											
535	OTHER DISEASES OF TEETH AND SUPPORTING STRUCTURES	2		2						2		
536	STOMATITIS											
537	DISEASES OF SALIVARY GLANDS	6		6							1	5
538	OTHER DISEASES OF BUCCAL CAVITY	1	1								1	
539	DISEASES OF ESOPHAGUS	11	7	4	1				1	2	7	
540	ULCER OF STOMACH	218	151	67	2				11	73	132	
541	ULCER OF DUODENUM	190	141	49					11	64	115	
542	GASTROJEJUNAL ULCER	15	12	3					1	6	8	
543	GASTRITIS AND DUODENITIS	12	7	5						3	9	
544	DISORDERS OF FUNCTION OF STOMACH											
545	OTHER DISEASES OF STOMACH AND DUODENUM	17	12	5	1				1	7	8	
550	ACUTE APPENDICITIS	57	28	29			4			3	16	34
551	APPENDICITIS, UNQUALIFIED	4	2	2							2	2
552	OTHER APPENDICITIS											
553	OTHER DISEASES OF APPENDIX											
560	HERNIA OF ABDOMINAL CAVITY WITHOUT MENTION OF OBSTRUCTION	51	27	24	24					1	6	20

TABLE 30

DEATHS BY CAUSE BY SEX AND AGE GROUPS, NEW JERSEY

1965-CONTINUED

INTERNATIONAL LIST NO.	CAUSE OF DEATH	TOTAL	MALE	FEMALE	AGE GROUP BY YEARS							
					-1	1-4	5-14	15-24	25-44	45-64	65 UP	
561	HERNIA OF ABDOMINAL CAVITY WITH OBSTRUCTION	74	31	43						3	20	51
570	INTESTINAL OBSTRUCTION WITHOUT MENTION OF HERNIA	213	92	121	7	3	2	1	8	54	138	
571	GASTRO-ENTERITIS AND COLITIS, EXCEPT ULCERATIVE, AGE 4 WEEKS AND OVER	86	50	36	42	7	1	1	3	10	22	
572	CHRONIC ENTERITIS AND ULCERATIVE COLITIS	203	96	107	2		2	5	10	52	132	
573	FUNCTIONAL DISORDERS OF INTESTINES	2		2							2	
574	ANAL FISSURE AND FISTULA											
575	ABSCESS OF ANAL AND RECTAL REGIONS	3	2	1						2	1	
576	PERITONITIS	20	14	6				1	4	7	8	
577	PERITONEAL ADHESION	2	1	1						2		
578	OTHER DISEASES OF INTESTINES AND PERITONEUM	108	56	52	2				6	29	71	
580	ACUTE AND SUBACUTE YELLOW ATROPHY OF LIVER	15	6	9				3	6	5	1	
581	CIRRHOSIS OF LIVER	1,103	722	381			1	3	180	616	303	
582	SUPPURATIVE HEPATITIS AND LIVER ABSCESS	3	2	1						1	2	
583	OTHER DISEASES OF LIVER	36	15	21	1				9	14	12	
584	CHOLELITHIASIS	138	64	74				1	4	26	107	
585	CHOLECYSTITIS AND CHOLANGITIS, WITHOUT MENTION OF CALCULI	54	25	29					2	8	44	
586	OTHER DISEASES OF GALLBLADDER AND BILIARY DUCTS	30	16	14					4	5	21	
587	DISEASES OF PANCREAS	95	53	42				1	22	30	42	
590	ACUTE NEPHRITIS	16	8	8		1		2	2	5	6	
591	NEPHRITIS WITH EDEMA, INCLUDING NEPHROSIS	26	7	19			2		3	13	8	
592	CHRONIC NEPHRITIS	244	142	102				10	32	84	114	
593	NEPHRITIS NOT SPECIFIED AS ACUTE OR CHRONIC	73	35	38		3		3	8	20	34	
594	OTHER RENAL SCLEROSIS	3	2	1							3	
600	INFECTIONS OF KIDNEY	298	142	156			2	3	26	90	177	
601	HYDRONEPHROSIS	20	11	9				1	4	3	12	
602	CALCULI OF KIDNEY AND URETER	41	18	23				2	5	9	25	
603	OTHER DISEASES OF KIDNEY AND URETER	28	14	14		2	2	5	1	10	8	
604	CALCULI OF OTHER PARTS OF URINARY SYSTEM	3	2	1							3	
605	CYSTITIS	17	11	6					3	5	9	
606	OTHER DISEASES OF BLADDER	10	9	1						1	9	
607	URETHRITIS NONVENEREAL	2	2								2	
608	STRICTURE OF URETHRA	3	3								3	
609	OTHER DISEASES OF URETHRA	16	10	6	1					2	13	
610	HYPERPLASIA OF PROSTATE	102	102							8	94	
611	PROSTATITIS	3	3								3	
612	OTHER DISEASES OF PROSTATE	3	3								3	
613	HYDROCELE											
614	ORCHITIS AND EPIDIDYMITIS											
615	REDUNDANT PREPUCE AND PHIMOSIS											
616	STERILITY, MALE											
617	OTHER DISEASES OF MALE GENITAL ORGANS	3	3							1	2	
620	CHRONIC CYSTIC DISEASE OF BREAST											
621	OTHER DISEASES OF BREAST											
622	ACUTE SALPINGITIS AND OOPHORITIS											
623	CHRONIC SALPINGITIS AND OOPHORITIS											
624	SALPINGITIS AND OOPHORITIS, UNQUALIFIED	4		4					2	2		
625	OTHER DISEASES OF OVARY AND FALLOPIAN TUBE											
626	DISEASES OF PARAMETRIUM AND PELVIC PERITONEUM, FEMALE	8		8				1	3	3	1	
630	INFECTIVE DISEASE OF UTERUS, VAGINA, AND VULVA	2		2						1	1	
631	UTEROVAGINAL PROLAPSE	4		4						1	3	
632	MALPOSITION OF UTERUS											
633	OTHER DISEASES OF UTERUS	5		5					2	2	1	
634	DISORDERS OF MENSTRUATION											
635	MENOPAUSAL SYMPTOMS											
636	STERILITY, FEMALE											
637	OTHER DISEASES OF FEMALE GENITAL ORGANS	1		1							1	
640	PYELITIS AND PYELONEPHRITIS OF PREGNANCY											
641	OTHER INFECTIONS OF GENITO-URINARY TRACT DURING PREGNANCY											
642	TOXEMIAS OF PREGNANCY	5		5				2	3			
643	PLACENTA PREVIA	1		1					1			
644	OTHER HEMORRHAGE OF PREGNANCY											
645	ECTOPIC PREGNANCY	4		4				1	3			
646	ANEMIA OF PREGNANCY											
647	PREGNANCY WITH MALPOSITION OF FETUS IN UTERUS											
648	OTHER COMPLICATIONS ARISING FROM PREGNANCY	4		4				1	3			
649	PREGNANCY ASSOCIATED WITH OTHER CONDITIONS											
650	ABORTION WITHOUT MENTION OF SEPSIS OR TOXEMIA	4		4					4			
651	ABORTION WITH SEPSIS	8		8				1	7			
652	ABORTION WITH TOXEMIA, WITHOUT MENTION OF SEPSIS	1		1					1			
660	DELIVERY WITHOUT MENTION OF COMPLICATION											
670	DELIVERY COMPLICATED BY PLACENTA PREVIA OR ANTEPARTUM HEMORRHAGE	1		1				1				
671	DELIVERY COMPLICATED BY RETAINED PLACENTA											
672	DELIVERY COMPLICATED BY OTHER POSTPARTUM HEMORRHAGE	2		2					2			
673	DELIVERY COMPLICATED BY ABNORMALITY OF BONY PELVIS											

TABLE 30

DEATHS BY CAUSE BY SEX AND AGE GROUPS, NEW JERSEY

1965-CONTINUED

INTERNATIONAL LIST NO.	CAUSE OF DEATH	TOTAL	MALE	FEMALE	AGE GROUP BY YEARS							
					-1	1-4	5-14	15-24	25-44	45-64	65 UP	
674	DELIVERY COMPLICATED BY DISPROPORTION OR MALPOSITION OF FETUS											
675	DELIVERY COMPLICATED BY PROLONGED LABOUR OF OTHER ORIGIN											
676	DELIVERY WITH LACERATION OF PERINEUM, WITHOUT MENTION OF OTHER LACERATION											
677	DELIVERY WITH OTHER TRAUMA	3		3						3		
678	DELIVERY WITH OTHER COMPLICATIONS OF CHILDBIRTH	3		3						3		
680	PUERPERAL URINARY INFECTION WITHOUT OTHER SEPSIS											
681	SEPSIS OF CHILDBIRTH AND THE PUERPERIUM	3		3						3		
682	PUERPERAL PHLEBITIS AND THROMBOSIS											
683	PYREXIA OF UNKNOWN ORIGIN DURING THE PUERPERIUM											
684	PUERPERAL PULMONARY EMBOLISM	2		2							2	
685	PUERPERAL ECLAMPSIA	1		1					1			
686	OTHER FORMS OF PUERPERAL TOXEMIA											
687	CEREBRAL HEMORRHAGE IN THE PUERPERIUM	1		1							1	
688	OTHER AND UNSPECIFIED COMPLICATIONS OF THE PUERPERIUM	1		1							1	
689	MASTITIS AND OTHER DISORDERS OF LACTATION											
690	BOIL AND CARBUNCLE											
691	CELLULITIS OF FINGER AND TOE											
692	OTHER CELLULITIS AND ABSCESS WITHOUT MENTION OF LYMPHANGITIS	6	3	3							4	2
693	OTHER CELLULITIS AND ABSCESS WITH LYMPHANGITIS											
694	ACUTE LYMPHADENITIS											
695	IMPETIGO											
696	INFECTIOUS WARTS											
697	MOLLUSCUM CONTAGIOSUM											
698	OTHER LOCAL INFECTIONS OF SKIN AND SUBCUTANEOUS TISSUE	1		1		1						
700	SEBORRHEIC DERMATITIS											
701	ECZEMA											
702	OCCUPATIONAL DERMATITIS											
703	OTHER DERMATITIS											
704	PEMPHIGUS	4	1	3							3	1
705	ERYTHEMATOUS CONDITIONS	12	1	11			1	2	3	4		2
706	PSORIASIS AND SIMILAR DISORDERS											
707	LICHEN PLANUS											
708	PRURITUS AND RELATED CONDITIONS											
709	CORNS AND CALLUSITIES											
710	OTHER HYPERTROPHIC AND ATROPHIC CONDITIONS OF SKIN	9		9						2	3	4
711	OTHER DERMATISES											
712	DISEASES OF NAIL											
713	DISEASES OF HAIR AND HAIR FOLLICLES											
714	DISEASES OF SWEAT AND SEBACEOUS GLANDS	1	1									
715	CHRONIC ULCER OF SKIN	11	3	8								11
716	OTHER DISEASES OF SKIN											
720	ACUTE ARTHRITIS DUE TO PYOGENIC ORGANISMS	1		1							1	
721	ACUTE NONPYOGENIC ARTHRITIS											
722	RHEUMATOID ARTHRITIS AND ALLIED CONDITIONS	20	5	15	1		1		1	10	7	
723	GOUT-ARTHRITIS AND ALLIED CONDITIONS	12	4	8						2	10	
724	OTHER SPECIFIED FORMS OF ARTHRITIS	3	1	2						1	2	
725	ARTHRITIS, UNSPECIFIED	7	2	5					1	2	4	
726	MUSCULAR RHEUMATISM	2		2			1				1	
727	RHEUMATISM, UNSPECIFIED	1		1							1	
730	OSTEOMYELITIS AND PERIOSTITIS	10	7	3					1	1	4	4
731	OSTEITIS DEFORMANS	7	2	5							2	5
732	OSTEOCHONDROSIS											
733	OTHER DISEASES OF BONE	7	5	2							1	6
734	INTERNAL DERANGEMENT OF KNEE JOINT											
735	DISPLACEMENT OF INTERVERTEBRAL DISC	2		2							2	
736	AFFECTION OF SACRO-ILIAC JOINT	1		1							1	
737	ANKYLOSIS OF JOINT											
738	OTHER DISEASES OF JOINT	1		1							1	
740	BUNION											
741	SYNOVITIS, BURSTITIS, AND TENOSYNOVITIS WITHOUT MENTION OF OCCUPATIONAL ORIGIN											
742	SYNOVITIS, BURSTITIS, AND TENOSYNOVITIS OF OCCUPATIONAL ORIGIN											
743	INFECTIVE MYOSITIS AND OTHER INFLAMMATORY DISEASES OF TENDON AND FASCIA											
744	OTHER DISEASES OF MUSCLE, TENDON, AND FASCIA	27	19	8	6	2	3	6	4	3	3	
745	CURVATURE OF SPINE	3		3							2	1
746	FLAT FOOT											
747	HALLUX VALGUS AND VARUS											
748	CLUBFOOT											
749	OTHER DEFORMITIES											
750	MONSTROSITY	44	10	34	44							
751	SPINA BIFIDA AND MENINGOCELE	44	15	29	36	5	2	1				
752	CONGENITAL HYDROCEPHALUS	36	17	19	26	7	3					
753	OTHER CONGENITAL MALFORMATIONS OF NERVOUS SYSTEM AND SENSE ORGANS	35	22	13	15	7	5	3	2	2		1

TABLE 30

DEATHS BY CAUSE BY SEX AND AGE GROUPS, NEW JERSEY

1965 - CONTINUED

INTERNATIONAL LIST NO.	CAUSE OF DEATH	TOTAL	MALE	FEMALE	AGE GROUP BY YEARS							
					-1	1-4	5-14	15-24	25-44	45-64	65 UP	
754	CONGENITAL MALFORMATIONS OF CIRCULATORY SYSTEM	351	196	155	236	39	16	25	20	15		
755	CLEFT PALATE AND HARELIP	1	1		1							
756	CONGENITAL MALFORMATIONS OF DIGESTIVE SYSTEM	50	25	25	37	4	1	1	2	1	4	
757	CONGENITAL MALFORMATIONS OF GENITO-URINARY SYSTEM	51	30	21	18	2	4		7	18	2	
758	CONGENITAL MALFORMATIONS OF BONE AND JOINT	9	4	5	6			2	1			
759	OTHER AND UNSPECIFIED CONGENITAL MALFORMATIONS NOT ELSEWHERE CLASSIFIED	61	42	19	54	2	2		1	1	1	
760	INTRACRANIAL AND SPINAL INJURY AT BIRTH	75	41	34	75							
761	OTHER BIRTH INJURY	144	81	63	144							
762	POSTNATAL ASPHYXIA AND ATELECTASIS	652	389	263	652							
763	PNEUMONIA OF NEWBORN	54	24	30	54							
764	DIARRHEA OF NEWBORN	5	3	2	5							
765	OPHTHALMIA NEONATORUM											
766	EMPHYSEMA NEONATORUM	1	1		1							
767	OMPHALIC SEPSIS	1		1	1							
768	OTHER SEPSIS OF NEWBORN	27	19	8	27							
769	NEONATAL DISORDERS ARISING FROM CERTAIN DISEASES OF THE MOTHER DURING PREGNANCY	18	9	9	18							
770	HEMOLYTIC DISEASE OF NEWBORN	66	34	32	66							
771	HEMORRHAGIC DISEASE OF NEWBORN	14	9	5	14							
772	NUTRITIONAL MALADJUSTMENT	9	6	3	9							
773	ILL-DEFINED DISEASES PECULIAR TO EARLY INFANCY	285	174	111	285							
774	IMMATUREITY WITH MENTION OF ANY OTHER SUBSTANTIAL LIMITATION	17	12	5	17							
775	IMMATUREITY SUBSIDIARY TO SOME OTHER CAUSE											
776	IMMATUREITY, UNQUALIFIED	465	247	218	465							
780	CERTAIN SYMPTOMS REFERABLE TO NERVOUS SYSTEM AND SPECIAL SENSES	5	4	1	2					1	2	
781	OTHER SYMPTOMS REFERABLE TO NERVOUS SYSTEM AND SPECIAL SENSES	1		1						1		
782	SYMPTOMS REFERABLE TO CARDIOVASCULAR AND LYMPHATIC SYSTEM	12	6	6			1		4		2	
783	SYMPTOMS REFERABLE TO RESPIRATORY SYSTEM	2	1	1					1		1	
784	SYMPTOMS REFERABLE TO UPPER GASTRO-INTESTINAL TRACT	8	4	4					1	3	4	
785	SYMPTOMS REFERABLE TO ABDOMEN AND LOWER GASTRO-INTESTINAL TRACT											
786	SYMPTOMS REFERABLE TO GENITO-URINARY SYSTEM											
787	SYMPTOMS REFERABLE TO LIMBS AND BACK											
788	OTHER GENERAL SYMPTOMS	5	1	4			1		1		3	
789	ABNORMAL URINARY EXCRETION OF UNSPECIFIED CAUSE											
790	NERVOUSNESS AND DEBILITY	4	2	2				1	2		1	
791	HEADACHE											
792	UREMIA	3	2	1						1	2	
793	OBSERVATION, WITHOUT NEED FOR FURTHER MEDICAL CARE											
794	FRAGILITY WITHOUT MENTION OF PSYCHOSIS	36	13	23								36
795	ILL-DEFINED AND UNKNOWN CAUSES OF MORBIDITY AND MORTALITY	124	74	50	12	4	4	8	22	43	33	
FR00	RAILWAY ACCIDENT INVOLVING RAILROAD EMPLOYEE	6	6				1	1		4		
FR01	RAILWAY ACCIDENT INVOLVING PASSENGER											
FR02	RAILWAY ACCIDENT INVOLVING OTHER AND UNSPECIFIED PERSON	25	21	4			8	6	3	4	3	
FR10	MOTOR VEHICLE TRAFFIC ACCIDENT INVOLVING COLLISION WITH RAILWAY TRAIL	14	11	3				5	3	4	1	
FR11	MOTOR VEHICLE TRAFFIC ACCIDENT INVOLVING COLLISION WITH STREET CAR											
FR17	MOTOR VEHICLE TRAFFIC ACCIDENT TO PEDESTRIAN	310	221	89	1	21	40	26	43	83	96	
FR13	MOTOR VEHICLE TRAFFIC ACCIDENT TO PEDAL CYCLIST	23	21	2			18	3	1	1		
FR14	TRAFFIC ACCIDENT TO RIDER OF MOTORCYCLE IN COLLISION WITH NONMOTOR VEHICLE OR OBJECT	2	2				2					
FR15	TRAFFIC ACCIDENT TO RIDER OR PASSENGER OF MOTOR CYCLE IN COLLISION WITH OTHER MOTOR VEHICLE	13	13				10	3				
FR16	OTHER MOTOR VEHICLE TRAFFIC ACCIDENT INVOLVING TWO OR MORE MOTOR VEHICLES	393	256	137	4	9	16	104	109	106	47	
FR17	TRAFFIC ACCIDENT TO OCCUPANT OF MOTOR VEHICLE IN COLLISION WITH PEDESTRIAN OR PEDAL CYCLE											
FR18	MOTOR VEHICLE TRAFFIC ACCIDENT INVOLVING COLLISION WITH ANIMAL OR ANIMAL-DRAWN VEHICLE											
FR19	MOTOR VEHICLE TRAFFIC ACCIDENT INVOLVING COLLISION WITH FIXED OR UNSPECIFIED OBJECT	33	22	11		1		16	13	3		
FR20	MOTOR VEHICLE TRAFFIC ACCIDENT WHILE BOARDING AND ALIGHTING	2	1	1							2	
FR21	MOTOR VEHICLE TRAFFIC ACCIDENT TO RIDER OF MOTORCYCLE WITHOUT ANTECEDENT COLLISION	6	4	2			2	4				
FR22	MOTOR VEHICLE TRAFFIC ACCIDENT INVOLVING OVERTURNING IN ROADWAY	16	14	2			4	6	6			
FR23	MOTOR VEHICLE TRAFFIC ACCIDENT INVOLVING RUNNING OFF ROADWAY	271	203	68			5	112	79	48	27	
FR24	OTHER NONCOLLISION MOTOR VEHICLE TRAFFIC ACCIDENT	7	6	1		1	2	3	1			
FR25	MOTOR VEHICLE TRAFFIC ACCIDENT OF UNSPECIFIED NATURE	22	21	1			8	4	7	3		
ER30	MOTOR VEHICLE NONTRAFFIC ACCIDENT TO PEDESTRIAN	11	7	4			1	4	4		2	
ER31	MOTOR VEHICLE NONTRAFFIC ACCIDENT TO PEDAL CYCLIST											
ER32	MOTOR VEHICLE NONTRAFFIC ACCIDENT TO RIDER OR PASSENGER OF MOTORCYCLE	1	1					1				
FR33	OTHER MOTOR VEHICLE NONTRAFFIC ACCIDENT INVOLVING TWO OR MORE MOTOR VEHICLES	1	1						1			

INTERNATIONAL LIST NO.	CAUSE OF DEATH	TOTAL	MALE	FEMALE	AGE GROUP BY YEARS								
					-1	1-4	5-14	15-24	25-44	45-64	65 UP		
ER34	MOTOR VEHICLE NONTRAFFIC ACCIDENT WHILE BOARDING AND ALIGHTING	2	1	1									2
ER35	MOTOR VEHICLE NONTRAFFIC ACCIDENT OF OTHER AND UNSPECIFIED NATURE	9	7	2			1	3	2	3			
ER40	STREET CAR ACCIDENT TO PEDESTRIAN												
ER41	OTHER STREET CAR ACCIDENT, EXCEPT COLLISION WITH MOTOR VEHICLE												
ER42	ACCIDENT TO PEDESTRIAN CAUSED BY PEDAL CYCLE												
ER43	ACCIDENT TO RIDER OF PEDAL CYCLE NOT INVOLVING COLLISION WITH MOTOR VEHICLE	4	2	2			3		1				
ER44	ACCIDENT TO PEDESTRIAN CAUSED BY OTHER NONMOTOR ROAD VEHICLE												
ER45	OTHER NONMOTOR ROAD VEHICLE ACCIDENTS	4	3	1			1	1	1	1			
ER50	SUBMERSION OF OCCUPANT OF SMALL BOAT	19	15	4		1	3	3	9	2			1
ER51	OTHER WATER TRANSPORT INJURY BY SUBMERSION	2	2						2				
ER52	FALL ON STAIRS AND LADDERS IN WATER TRANSPORT												
ER53	OTHER FALLS FROM ONE LEVEL TO ANOTHER IN WATER TRANSPORT												
ER54	FALLS ON SAME LEVEL IN WATER TRANSPORT												
ER55	UNSPECIFIED FALLS IN WATER TRANSPORT												
ER56	MACHINERY ACCIDENT IN WATER TRANSPORT	1	1										1
ER57	OTHER SPECIFIED ACCIDENTS IN WATER TRANSPORT	1	1										1
ER58	WATER TRANSPORT ACCIDENT OF UNSPECIFIED CAUSE												
ER60	ACCIDENT TO PERSONNEL IN MILITARY AIRCRAFT	11	11					3	8				
ER61	INJURY TO OCCUPANT BY ACCIDENT TO COMMERCIAL TRANSPORT AIRCRAFT	19	18	1				1	13	5			
ER62	OTHER INJURY IN COMMERCIAL TRANSPORT AIRCRAFT												
ER63	INJURY TO OCCUPANT BY ACCIDENT TO OTHER SPECIFIED AIRCRAFT	3	3						2	1			
ER64	AIRCRAFT ACCIDENT AT AIRFIELD TO PERSON NOT IN AIRCRAFT												
ER65	AIRCRAFT ACCIDENT ELSEWHERE TO PERSON NOT IN AIRCRAFT												
ER66	OTHER AND UNSPECIFIED AIRCRAFT ACCIDENTS	11	10	1				1	6	4			
ER70	ACCIDENTAL POISONING BY MORPHINE AND OTHER OPIUM DERIVATIVES	2	1	1				1	1				
ER71	ACCIDENTAL POISONING BY BARBITURIC ACID AND DERIVATIVES	14	9	5				2	5	5	2		
ER72	ACCIDENTAL POISONING BY ASPIRIN AND SALICYLATES	2	2			1							
ER73	ACCIDENTAL POISONING BY BRIMIDES	1	1						1				
ER74	ACCIDENTAL POISONING BY OTHER ANALGESIC AND SPERMATIC DRUGS	19	12	7		1		9	6	2			1
ER75	ACCIDENTAL POISONING BY SULPHONAMIDES												
ER76	ACCIDENTAL POISONING BY STRYCHNINE	1	1			1							
ER77	ACCIDENTAL POISONING BY BELLADONNA, HYOSCINE, AND ATROPINE												
ER78	ACCIDENTAL POISONING BY OTHER AND UNSPECIFIED DRUGS	5	3	2		1	1	1	2				
ER79	ACCIDENTAL POISONING BY NOXIOUS FOODSTUFFS												
ER80	ACCIDENTAL POISONING BY ALCOHOL	2	2					9	1	1			
ER81	ACCIDENTAL POISONING BY PETROLEUM PRODUCTS	3	3					3					
ER82	ACCIDENTAL POISONING BY INDUSTRIAL SOLVENTS	1	1					1					
ER83	ACCIDENTAL POISONING BY CORROSIVE AROMATICS, ACIDS, AND CAUSTIC ALKALIS												
ER84	ACCIDENTAL POISONING BY MERCURY AND ITS COMPOUNDS												
ER85	ACCIDENTAL POISONING BY LEAD AND ITS COMPOUNDS	12	5	7			10	1					1
ER86	ACCIDENTAL POISONING BY ARSENIC AND ANTIMONY, AND THEIR COMPOUNDS												
ER87	ACCIDENTAL POISONING BY FLUORIDES												
ER88	ACCIDENTAL POISONING BY OTHER AND UNSPECIFIED SOLID AND LIQUID SUBSTANCES	10	8	2	1	1		2	3	2			1
ER89	ACCIDENTAL POISONING BY UTILITY ILLUMINATING GAS	13	7	6				1	1	5	4		2
ER91	ACCIDENTAL POISONING BY MOTOR VEHICLE EXHAUST GAS	21	17	4					6	8	7		
ER92	ACCIDENTAL POISONING BY OTHER CARBON MONOXIDE GAS	2	2						1	1			
ER93	ACCIDENTAL POISONING BY CYANIDE GAS												
ER94	ACCIDENTAL POISONING BY OTHER SPECIFIED GASES AND VAPORS	1	1										1
ER95	ACCIDENTAL POISONING BY UNSPECIFIED GASES AND VAPORS												
E900	FALL ON STAIRS	84	43	41				1			8	20	55
E901	FALL FROM LADDERS	16	16							1	8	7	
E902	OTHER FALLS FROM ONE LEVEL TO ANOTHER	97	73	24	3	2	2	7	11	22	50		
E903	FALL ON SAME LEVEL	115	59	56				1	1	5	19	89	
E904	UNSPECIFIED FALLS	361	145	216	2	2	2	4	15	35	301		
E910	BLOW FROM FALLING OR PROJECTED OBJECT OR MISSILE	25	21	4			3	3	2	7	9	1	
E911	ACCIDENT CAUSED BY VEHICLE												
E912	ACCIDENT CAUSED BY MACHINERY	25	24	1				1	5	8	9	2	
E913	ACCIDENT CAUSED BY CUTTING AND PIERCING INSTRUMENTS	3	2	1					2	1			
E914	ACCIDENT CAUSED BY ELECTRIC CURRENT	25	25					1	7	11	6		
E915	ACCIDENT CAUSED BY EXPLOSION OF PRESSURE VESSEL	3	3							2	1		
E916	ACCIDENT CAUSED BY FIRE AND EXPLOSION OF COMBUSTIBLE MATERIAL	267	150	117	7	30	32	18	53	70	57		
E917	ACCIDENT CAUSED BY HOT SUBSTANCE, CORROSIVE LIQUID, AND STEAM	11	4	7	2	2					1	6	
E918	ACCIDENT CAUSED BY RADIATION												
E919	ACCIDENT CAUSED BY FIREARM	22	20	2				4	8	6	4		

TABLE 30

DEATHS BY CAUSE BY SEX AND AGE GROUPS, NEW JERSEY

1965-CONTINUED

INTERNATIONAL LIST NO.	CAUSE OF DEATH	TOTAL	MALE	FEMALE	AGE GROUP BY YEARS															
					1-4	5-9	10-14	15-24	25-44	45-64	65 UP									
E920	FOREIGN BODY ENTERING EYE AND ADNEXA																			
E921	INHALATION AND INGESTION OF FOOD CAUSING OBSTRUCTION OR SUFFOCATION	61	38	23	37	3	1				3	10		7						
E922	INHALATION AND INGESTION OF OTHER OBJECT CAUSING OBSTRUCTION OR SUFFOCATION	6	4	2	2	1	3													
E923	FOREIGN BODY ENTERING OTHER ORIFICE	12	9	3	1	1					1	3		3						
E924	ACCIDENTAL MECHANICAL SUFFOCATION IN BED AND CRADLE	37	19	18	35	2					1	3		3						
E925	ACCIDENTAL MECHANICAL SUFFOCATION IN OTHER AND UNSPECIFIED CIRCUMSTANCES	8	3	5	5	1					1	1								
E926	LACK OF CARE OF INFANTS UNDER 1 YEAR OF AGE																			
E927	ACCIDENTS CAUSED BY BITES AND STINGS OF VENOMOUS ANIMALS AND INSECTS																			
E928	OTHER ACCIDENTS CAUSED BY ANIMALS	1	1																	1
E929	ACCIDENTAL DROWNING AND SUBMERSION	126	102	24	3	29	31	19	14	26										4
E930	HIGH AND LOW AIR PRESSURE																			
E931	EXCESSIVE HEAT AND INSULATION	2	2									1		1						
E932	EXCESSIVE COLD	1		1																
E933	HUNGER, THIRST, AND EXPOSURE	3	1	2								1								
E934	CATAclysm																			2
E935	LIGHTNING	3	2	1			2	1												
E936	OTHER AND UNSPECIFIED ACCIDENTS	62	50	12	4	8	10	3	9	13										14
E940	GENERALIZED VACCINIA FOLLOWING VACCINATION																			
E941	POSTVACCINAL ENCEPHALITIS																			
E942	OTHER COMPLICATIONS OF SMALLPOX VACCINATION																			
E943	POST-IMMUNIZATION JAUNDICE AND HEPATITIS																			
E944	OTHER COMPLICATIONS OF PROPHYLACTIC INOCULATION																			
E945	COMPLICATIONS OF ANESTHESIA FOR NONTHERAPEUTIC PURPOSES	1	1																	1
E946	OTHER COMPLICATIONS DUE TO NONTHERAPEUTIC MEDICAL AND SURGICAL PROCEDURES	3	2	1					1	1	1									
E950	THERAPEUTIC MISADVENTURE IN SURGICAL TREATMENT	26	13	13																
E951	THERAPEUTIC MISADVENTURE IN INFUSION OR TRANSFUSION	6	3	3							1	1	1	1	3					
E952	THERAPEUTIC MISADVENTURE IN LOCAL APPLICATIONS																			
E953	THERAPEUTIC MISADVENTURE IN ADMINISTRATION OF DRUGS OR BIOLOGICALS	3	1	2																2
E954	THERAPEUTIC MISADVENTURE IN ANESTHESIA	1		1			1													1
E955	OTHER AND UNSPECIFIED THERAPEUTIC MISADVENTURE	1	1																	1
E956	LATE COMPLICATION OF SURGICAL OPERATION	2	1	1																2
E957	LATE COMPLICATION OF AMPUTATION STUMP																			
E958	LATE COMPLICATION OF IRRADIATION																			
E959	LATE COMPLICATIONS OF OTHER FORMS OF TREATMENT																			
E960	LATE EFFECT OF MOTOR VEHICLE ACCIDENT	4	1	3			1		1											1
E961	LATE EFFECT OF ACCIDENTAL POISONING																			
E962	LATE EFFECT OF OTHER ACCIDENTAL INJURY	9	6	3					1	1	2									5
E963	LATE EFFECT OF SELF-INFLICTED INJURY																			
E964	LATE EFFECT OF INJURY UNWITTINGLY INFLICTED BY ANOTHER PERSON NOT IN WAR																			
E965	LATE EFFECTS OF INJURIES DUE TO WAR OPERATIONS																			
E970	SUICIDE AND SELF-INFLICTED POISONING BY ANALGESIC AND SYPHETIC SUBSTANCES	70	15	55				8	28	24	10									
E971	SUICIDE AND SELF-INFLICTED POISONING BY OTHER SOLID AND LIQUID SUBSTANCES	20	13	7				4	6	9	1									
E972	SUICIDE AND SELF-INFLICTED POISONING BY GASES IN DOMESTIC USE	4	3	1				1	1	1	1									
E973	SUICIDE AND SELF-INFLICTED POISONING BY OTHER GASES	77	56	23				5	24	40	8									
E974	SUICIDE AND SELF-INFLICTED INJURY BY HANGING AND STRANGULATION	168	129	39			2	13	27	71	55									
E975	SUICIDE AND SELF-INFLICTED INJURY BY SUBMERSION	19	12	7						7	10									2
E976	SUICIDE AND SELF-INFLICTED INJURY BY FIREARMS AND EXPLOSIVES	143	124	19			1	19	45	51	27									
E977	SUICIDE AND SELF-INFLICTED INJURY BY CUTTING AND PIERCING INSTRUMENTS	22	18	4				1	4	9	8									
E978	SUICIDE AND SELF-INFLICTED INJURY BY JUMPING FROM HIGH PLACE	37	26	11			1	1	16	11	8									
E979	SUICIDE AND SELF-INFLICTED INJURY BY OTHER AND UNSPECIFIED MEANS	26	8	18					5	9	10									2
E980	NONACCIDENTAL POISONING BY ANOTHER PERSON																			
E981	ASSAULT BY FIREARM AND EXPLOSIVE	87	69	18					18	45	22									2
E982	ASSAULT BY CUTTING AND PIERCING INSTRUMENTS	76	59	17				2	11	41	20									2
E983	ASSAULT BY OTHER MEANS	46	28	18	4	2	2	5	13	9	11									
E984	INJURY BY INTERVENTION OF POLICE	8	8					1	3	4										
E985	EXECUTION																			
E990	INJURY DUE TO WAR OPERATIONS BY GAS AND CHEMICALS																			
E991	INJURY DUE TO WAR OPERATIONS BY GUNSHOT	1	1							1										
E992	INJURY DUE TO WAR OPERATIONS BY GRENADE AND LAND MINE																			
E993	INJURY DUE TO WAR OPERATIONS BY BOMB																			
E994	INJURY DUE TO WAR OPERATIONS BY MARINE MINE, DEPTH CHARGE, AND TORPEDO																			
E995	INJURY DUE TO WAR OPERATIONS BY EXPLOSION OF ARTILLERY SHELL																			
E996	INJURY DUE TO WAR OPERATIONS BY EXPLOSION OF UNDETERMINED ORIGIN																			
E997	INJURY DUE TO WAR OPERATIONS BY AIRCRAFT DESTRUCTION																			
E998	INJURY DUE TO WAR OPERATIONS BY OTHER AND UNSPECIFIED MEANS																			
E999	INJURY DUE TO WAR OPERATIONS BUT OCCURRING AFTER CESSATION OF HOSTILITIES																			

TABLE 31

DEATHS BY CAUSE GROUPS BY SEX AND AGE GROUPS

TOTAL NEW JERSEY: 1965

INTERNATIONAL LIST NO.	CAUSE OF DEATH	TOTAL	MALE	FEMALE	AGE GROUP BY YEARS						
					-1	1-4	5-14	15-24	25-44	45-64	65 +
001-E999	ALL CAUSES	64,942	35,807	29,135	2,918	429	472	847	3,632	17,002	39,662
001-004	TUBERCULOSIS OF RESPIRATORY SYSTEM	268	200	68	1			3	52	116	96
010-019	TUBERCULOSIS, OTHER FORMS	25	12	13		2		1	6	8	8
020-029	SYPHILIS AND ITS SPOULAE	36	28	8			1		1	14	20
040	TYPHOID FEVER										
043	CHOLERA										
045-048	DYSENTERY, ALL FORMS	11	7	4				1		5	5
050-051	SCARLET FEVER AND STREPTOCOCCAL SORE THROAT	3	2	1					1	1	1
055	DIPHTHERIA										
056	WHOOPING COUGH	1	1		1						
057	MENINGOCOCCAL INFECTIONS	28	16	12	8	7	2	3		5	3
058	PLAGUE										
080	ACUTE POLIOMYELITIS										
084	SMALLPOX										
085	MEASLES	2		2		1	1				
100-104	TYPHUS AND OTHER RICKETTSIAL DISEASES										
110-117	MALARIA										
	RESIDUAL 030-039,041,042,044,049,052-054,059-074,081-083,088-096,120-138.	147	75	72	10	8	8	10	20	43	48
001-134	INFECTIVE AND PARASITIC DISEASES	521	341	180	20	18	12	18	80	192	181
140-205	MALIGNANT NEOPLASMS	12,063	6,513	5,550	4	42	94	82	748	4,558	6,535
210-239	BENIGN AND UNSPECIFIED NEOPLASMS	182	92	90	2	2	4	6	27	69	72
140-239	NEOPLASMS	12,245	6,605	5,640	6	44	98	88	775	4,627	6,607
240	DIABETES MELLITUS	1,304	504	800	1		4	5	49	312	433
	RESIDUAL 240-245,250-254,270-277,280-289	329	157	172	19	11	15	8	30	110	136
240-289	ALLERGIC, ENDOCRINE SYSTEM, METABOLIC AND NUTRITIONAL DISEASES	1,633	661	972	20	11	19	13	79	422	1,069
290-293	ANEMIAS	104	47	57	3	5	3	5	8	15	65
	RESIDUAL 294-299	75	42	33	2	4	3	11	19	36	36
290-299	DISEASES OF THE BLOOD AND BLOOD FORMING ORGANS	179	89	90	5	9	3	8	19	34	101
300-326	MENTAL, PSYCHONEUROTIC AND PERSONALITY DISORDERS	122	91	31	2	2	5	5	30	68	30
330-334	VASCULAR LESIONS AFFECTING CENTRAL NERVOUS SYSTEM	5,678	2,542	3,136	5	2	6	10	160	953	4,542
340	NONMENINGOCOCCAL MENINGITIS	72	43	29	25	8	4	1	8	12	14
	RESIDUAL 341-345,350-357,360-369,370-389,390-398.	414	229	185	14	19	18	23	55	129	156
330-398	DISEASES OF THE NERVOUS SYSTEM AND SENSE ORGANS	6,286	2,905	3,381	46	31	33	39	253	1,142	4,742
400-407	RHEUMATIC FEVER	20	12	8		1	2		6	8	3
410-416	CHRONIC RHEUMATIC HEART DISEASE	721	286	435		1	2	16	116	386	202
420-422	ARTERIOSCLEROTIC AND DEGENERATIVE HEART DISEASE	25,044	14,461	10,583		1		9	696	6,266	16,072
430-434	OTHER DISEASES OF HEART	702	350	352	7	5	1	8	32	175	474
440-443	HYPERTENSION WITH HEART DISEASE	1,947	761	1,186			9		1	47	1,503
444-447	HYPERTENSION WITHOUT MENTION OF HEART	412	207	205					23	72	317
	RESIDUAL 450-456,460-468	2,032	1,015	1,017			1	1	6	62	1,660
400-468	DISEASES OF THE CIRCULATORY SYSTEM	30,878	17,092	13,786	7	9	6	40	980	7,605	22,231
480-483	INFLUENZA	26	13	13	5	1			1	4	15
490-493	PNEUMONIA	1,920	1,158	762	259	61	21	19	127	318	1,115
500-502	BRONCHITIS	180	140	40	10	8	3		2	54	103
	RESIDUAL 470-475,510-527	875	683	192	19	8	13	3	32	269	531
470-527	DISEASES OF THE RESPIRATORY SYSTEM	3,001	1,994	1,007	293	78	37	22	162	645	1,764
540-541	ULCER OF STOMACH AND DUODENUM	408	292	116	2				22	137	247
550-553	APPENDICITIS	61	30	31			4		3	18	36
560,561,570	INTESTINAL OBSTRUCTION AND HERNIA	338	150	188	31	3	2	1	12	80	209
543,571,572	GASTRITIS,DUODENITIS, ENTERITIS AND COLITIS, EXCEPT DIARRHEA OF NEW BORN	301	153	148	44	7	3	6	13	65	163
581	CIRRHOSIS OF LIVER	1,103	722	381				1	3	180	303
	RESIDUAL 530-539,542,544,545,573-578,580,582-587.	559	287	272	5			6	63	146	339
530-587	DISEASES OF THE DIGESTIVE SYSTEM	2,770	1,634	1,136	82	10	10	16	293	1,062	1,297
590-594	NEPHRITIS AND NEPHROSIS	362	194	168			4	2	15	45	126
610	HYPERPLASIA OF PROSTATE	102	102							8	94
	RESIDUAL 600-609,611-617,620-626,630-637	471	231	240	1	2	4	12	46	130	276
590-637	DISEASES OF THE GENITO-URINARY SYSTEM	935	527	408	1	6	6	27	91	264	560
640-649	PREGNANCY, CHILD BIRTH AND THE PUERPERIUM	44		44					7	37	
690-716	DISEASES OF THE SKIN AND CELLULAR TISSUE	44	9	35			1	1	2	5	14
720-749	DISEASES OF THE BONES AND ORGANS OF MOVEMENT	104	45	59	7	2	5	7	7	32	44
750-759	CONGENITAL MALFORMATIONS	682	362	320	473	66	33	32	33	37	8
760-762	BIRTH INJURIES, POSTNATAL ASPHYXIA AND ATELECTASIS	871	511	360	871						
763-768	INFECTIONS OF THE NEWBORN	88	47	41	88						
769-776	OTHER DISEASES, PECULIAR TO EARLY INFANCY AND IMMATURETY UNQUALIFIED	874	491	383	874						
760-776	CERTAIN DISEASES OF EARLY INFANCY	1,833	1,049	784	1,833						
780-795	SYMPTOMS,SENILITY AND ILL DEFINED CONDITIONS	200	107	93	14	4	5	10	25	56	86
E810-E835	MOTOR VEHICLE ACCIDENTS	1,136	812	324	5	32	83	299	273	284	180
E900-E904	FALLS	673	336	337	5	4	6	12	40	104	502
	ALL OTHER ACCIDENTS	974	672	302	97	102	106	112	210	215	132
E063,E970-E979	SUICIDE	586	402	184			4	57	167	236	122
E964,E980-E983	HOMICIDE	209	156	53	4	2	4	34	99	51	15
E965,E984-E999	POLICE INTERVENTION	9	9				1	4	4		
E800-E999	ACCIDENTS, POISONINGS AND VIOLENCE	3,587	2,387	1,200	111	140	204	518	793	870	951

TABLE 32

MALE DEATHS BY CAUSE GROUPS AND AGE GROUPS NEW JERSEY: 1965

INTERNATIONAL LIST NO.	CAUSE OF DEATH	TOTAL	AGE GROUP BY YEARS							
			-1	1-4	5-14	15-24	25-44	45-64	65 +	
001-F999	ALL CAUSES	35,807	1,692	233	293	576	2,179	10,784	20,050	
001-008	TUBERCULOSIS OF RESPIRATORY SYSTEM	200				2	31	93	74	
010-019	TUBERCULOSIS, OTHER FORMS	12		1			3	3	5	
020-029	SYPHILIS AND ITS SEQUELAE	28			1			12	15	
040	TYPHOID FEVER									
043	CHOLERA									
045-048	DYSENTERY, ALL FORMS	7				1		4	2	
050-051	SCARLET FEVER AND STREPTOCOCCAL SORE THROAT	2						1	1	
055	DIPHTHERIA									
056	WHOOPING COUGH	1	1							
057	MENINGOCOCCAL INFECTIONS	16	4	5	2	3			2	
058	PLAGUE									
080	ACUTE POLIOMYELITIS									
084	SMALLPOX									
085	MEASLES									
100-108	TYPHUS AND OTHER RICKETTSIAL DISEASES									
110-117	MALARIA									
	RESIDUAL 030-039,041,042,044,049,052-054,059-074,081-083,086-096,120-138.	75	5	4	4	7	7	22	26	
001-138	INFECTIVE AND PARASITIC DISEASES	341	10	10	7	13	41	137	123	
140-205	MALIGNANT NEOPLASMS	6,513	3	24	47	49	319	2,396	3,675	
210-239	BENIGN AND UNSPECIFIED NEOPLASMS	92	1	1	2	3	12	38	35	
140-239	NEOPLASMS	6,605	4	25	49	52	331	2,434	3,710	
260	DIABETES MELLITUS	504			2	2	28	152	320	
	RESIDUAL 240-245,250-254,270-277,280-289	157	13	5	8	4	7	53	67	
240-289	ALLERGIC, ENDOCRINE SYSTEM, METABOLIC AND NUTRITIONAL DISEASES	661	13	5	10	6	35	205	387	
290-293	ANEMIAS	47	1	3		3	3	5	32	
	RESIDUAL 294-299	42	1	4	2	7	12	16		
290-299	DISEASES OF THE BLOOD AND BLOOD FORMING ORGANS	89	2	7		5	10	17	48	
300-326	MENTAL, PSYCHONEUROTIC AND PERSONALITY DISORDERS	91	2	1	5	3	23	37	20	
330-334	VASCULAR LESIONS AFFECTING CENTRAL NERVOUS SYSTEM	2,542	4	1	3	7	79	532	1,916	
340	NONMENINGOCOCCAL MENINGITIS	43	16	4	4		3	8	8	
	RESIDUAL 341-345,350-357,360-369,370-389,390-398.	229	10	10	10	14	34	65	86	
330-398	DISEASES OF THE NERVOUS SYSTEM AND SENSE ORGANS	2,905	32	16	22	24	139	642	2,030	
400-402	RHEUMATIC FEVER	12		1	2		3	5	1	
410-416	CHRONIC RHEUMATIC HEART DISEASE	286		1	2	5	51	151	76	
420-422	ARTERIOSCLEROTIC AND DEGENERATIVE HEART DISEASE	14,461		1		5	544	4,684	9,227	
430-434	OTHER DISEASES OF HEART	350	5	2		5	25	94	219	
440-443	HYPERTENSION WITH HEART DISEASE	761					15	216	530	
444-447	HYPERTENSION WITHOUT MENTION OF HEART	207					13	42	152	
	RESIDUAL 450-456,460-468	1,015		1		2	33	201	778	
400-468	DISEASES OF THE CIRCULATORY SYSTEM	17,092	5	6	4	17	684	5,393	10,983	
480-483	INFLUENZA	13	4	1			1	3	4	
490-493	PNEUMONIA	1,158	168	27	15	10	77	220	641	
500-502	BRONCHITIS	140	5	5	2			45	83	
	RESIDUAL 470-475,510-527	683	14	4	5		19	209	432	
470-527	DISEASES OF THE RESPIRATORY SYSTEM	1,994	191	37	22	10	97	477	1,160	
540-541	ULCER OF STOMACH AND DUODENUM	292	2				18	105	167	
550-553	APPENDICITIS	30			2		2	9	17	
560,561,570	INTESTINAL OBSTRUCTION AND HERNIA	150	18	2			7	37	86	
543,571,572	GASTRITIS,DUODENITIS, ENTERITIS AND COLITIS, EXCEPT DIARRHEA OF NEW BORN	153	26	4	2	4	11	36	70	
581	CIRRHOSIS OF LIVER	722			1		106	401	214	
	RESIDUAL 530-539,542,544,545,573-578,580,582-587.	287	4			1	27	80	175	
530-587	DISEASES OF THE DIGESTIVE SYSTEM	1,634	50	6	5	5	171	668	729	
590-594	NEPHRITIS AND NEPHROSIS	194		2	1	8	31	65	87	
610	HYPERPLASIA OF PROSTATE	102						8	94	
	RESIDUAL 600-609,611-617,620-626,630-637	231	1	1	1	8	23	55	142	
590-637	DISEASES OF THE GENITO-URINARY SYSTEM	527	1	3	2	16	54	128	323	
640-689	PREGNANCY, CHILD BIRTH AND THE PUERPERIUM									
690-716	DISEASES OF THE SKIN AND CELLULAR TISSUE	9						4	5	
720-749	DISEASES OF THE BONES AND ORGANS OF MOVEMENT	45	6	1	2	6	3	12	15	
750-759	CONGENITAL MALFORMATIONS	362	260	33	25	18	9	14	3	
760-762	BIRTH INJURIES, POSTNATAL ASPHYXIA AND ATELECTASIS	511	511							
763-768	INFECTIONS OF THE NEWBORN	47	47							
769-776	OTHER DISEASES PECULIAR TO EARLY INFANCY AND IMMATUREITY UNQUALIFIED	491	491							
760-776	CERTAIN DISEASES OF EARLY INFANCY	1,049	1,049							
780-795	SYMPTOMS, SENILITY AND ILL DEFINED CONDITIONS	107	11	3	3	8	10	35	37	
E810-E835	MOTOR VEHICLE ACCIDENTS	812	1	19	55	227	206	188	116	
E900-E904	FALLS	336	2	3	4	11	32	82	202	
	ALL OTHER ACCIDENTS	672	52	57	76	91	164	159	73	
E963,E970-E979	SUICIDE	402			4	37	113	152	96	
E964,E980-E983	HOMICIDE	156	3	2	2	26	76	37	10	
E965,E984-E999	POLICE INTERVENTION	9			1	4	4			
E800-E999	ACCIDENTS, POISONINGS AND VIOLENCE	2,387	58	81	142	396	595	618	497	

TABLE 33 FEMALE DEATHS BY CAUSE GROUPS AND AGE GROUPS NEW JERSEY: 1965

INTERNATIONAL LIST NO.	CAUSE OF DEATH	TOTAL	AGE GROUP BY YEARS							
			-1	1-4	5-14	15-24	25-44	45-64	65+	
001-E999	ALL CAUSES	29,135	1,226	196	179	271	1,453	6,218	19,592	
001-00R	TUBERCULOSIS OF RESPIRATORY SYSTEM	68	1			1	21	23	22	
010-019	TUBERCULOSIS, OTHER FORMS	13		1		1	3	5	3	
020-029	SYPHILIS AND ITS SEQUELAE	8					1	2	5	
040	TYPHOID FEVER									
043	CHOLERA									
045-048	DYSENTERY, ALL FORMS	4						1	3	
050-051	SCARLET FEVER AND STREPTOCOCCAL SORE THROAT	1					1			
055	DIPHTHERIA									
056	WHOOPING COUGH									
057	MENINGOCOCCAL INFECTIONS	12	4	2				3	3	
058	PLAGUE									
080	ACUTE POLIOMYELITIS									
084	SMALLPOX									
085	MEASLES	2		1	1					
100-108	TYPHUS AND OTHER RICKETTSIAL DISEASES									
110-117	MALARIA									
	RESIDUAL 030-039,041,042,044,049,052-054,059-074,081-083,086-096,120-138.	72	5	4	4	3	13	21	22	
001-13R	INFECTIVE AND PARASITIC DISEASES	180	10	8	5	5	39	55	58	
140-205	MALIGNANT NEOPLASMS	5,550	1	18	47	33	429	2,162	2,860	
210-239	BENIGN AND UNSPECIFIED NEOPLASMS	90	1	1	2	3	15	31	37	
140-239	NEOPLASMS	5,640	2	19	49	36	444	2,193	2,897	
260	DIABETES MELLITUS	800	1	2	3	21	160	613		
	RESIDUAL 240-245,250-254,270-277,280-289	172	6	6	7	4	23	57	69	
240-289	ALLERGIC, ENDOCRINE SYSTEM, METABOLIC AND NUTRITIONAL DISEASES	972	7	6	9	7	44	217	682	
290-293	ANEMIAS	57	2	2	3	2	5	10	33	
	RESIDUAL 294-299	33	1			1	4	7	20	
290-299	DISEASES OF THE BLOOD AND BLOOD FORMING ORGANS	90	3	2	3	3	9	17	53	
300-326	MENTAL, PSYCHONEUROTIC AND PERSONALITY DISORDERS	31		1		2	7	11	10	
330-334	VASCULAR LESIONS AFFECTING CENTRAL NERVOUS SYSTEM	3,136	1	1	3	3	81	421	2,626	
340	NONMENINGOCOCCAL MENINGITIS	29	9	4		1	5	4	6	
	RESIDUAL 341-345,350-357,360-369,370-389,390-398.	185	4	9	8	9	21	64	70	
330-398	DISEASES OF THE NERVOUS SYSTEM AND SENSE ORGANS	3,381	14	15	11	15	114	500	2,712	
400-402	RHEUMATIC FEVER	8					3	3	2	
410-416	CHRONIC RHEUMATIC HEART DISEASE	435				11	63	235	126	
420-422	ARTERIOSCLEROTIC AND DEGENERATIVE HEART DISEASE	10,583				4	152	1,582	8,845	
430-434	OTHER DISEASES OF HEART	352	2	3	1	3	7	81	255	
440-443	HYPERTENSION WITH HEART DISEASE	1,186				1	32	180	973	
444-447	HYPERTENSION WITHOUT MENTION OF HEART	205					10	30	165	
	RESIDUAL 450-456,460-468	1,017			1	4	29	101	882	
400-468	DISEASES OF THE CIRCULATORY SYSTEM	13,786	2	3	2	23	296	2,212	11,248	
480-483	INFLUENZA	13	1					1	11	
490-493	PNEUMONIA	762	91	34	6	9	50	98	474	
500-502	BRONCHITIS	40	5	3	1		2	9	20	
	RESIDUAL 470-475,510-527	192	5	4	8	3	13	60	99	
470-527	DISEASES OF THE RESPIRATORY SYSTEM	1,007	102	41	15	12	65	168	604	
540-541	ULCER OF STOMACH AND DUODENUM	116					4	32	80	
550-553	APPENDICITIS	31			2		1	9	19	
560,561,570	INTESTINAL OBSTRUCTION AND HERNIA	188	13	1	2	1	5	43	123	
543,571,572	GASTRITIS, DUODENITIS, ENTERITIS AND COLITIS, EXCEPT DIARRHEA OF NEW BORN	148	18	3	1	2	2	29	93	
581	CIRRHOSIS OF LIVER	381				3	74	215	89	
	RESIDUAL 530-539,542,544,545,573-578,580,582-587.	272	1			5	36	66	164	
530-587	DISEASES OF THE DIGESTIVE SYSTEM	1,136	32	4	5	11	122	394	568	
590-594	NEPHRITIS AND NEPHROSIS	168		2	1	7	14	61	83	
610	HYPERPLASIA OF PROSTATE									
	RESIDUAL 600-609,611-617,620-626,630-637	240		1	3	4	23	75	134	
590-637	DISEASES OF THE GENITO-URINARY SYSTEM	408		3	4	11	37	136	217	
640-689	PREGNANCY, CHILDBIRTH AND THE PUERPERIUM	44				7	37			
690-716	DISEASES OF THE SKIN AND CELLULAR TISSUE	35		1	1	2	5	10	16	
720-749	DISEASES OF THE BONES AND ORGANS OF MOVEMENT	59	1	1	3	1	4	20	29	
750-759	CONGENITAL MALFORMATIONS	320	213	33	8	14	24	23	5	
760-762	BIRTH INJURIES, POSTNATAL ASPHYXIA AND ATELECTASIS	360	360							
763-768	INFECTIONS OF THE NEWBORN	41	41							
769-776	OTHER DISEASES PECULIAR TO EARLY INFANCY AND IMMATUREITY UNQUALIFIED	383	383							
760-776	CERTAIN DISEASES OF EARLY INFANCY	784	784							
780-795	SYMPTOMS, SENILITY AND ILL DEFINED CONDITIONS	93	3	1	2	2	15	21	49	
E810-E835	MOTOR VEHICLE ACCIDENTS	324	4	13	28	72	67	76	64	
E900-E904	FALLS	337	3	1	2	1	8	22	300	
	ALL OTHER ACCIDENTS	302	45	45	30	21	46	56	59	
E963,E970-E974	SUICIDE	184				20	54	84	26	
E964,E980-E983	HOMICIDE	53	1		2	8	23	14	5	
E965,E984-E999	POLICE INTERVENTION									
E800-E999	ACCIDENTS, POISONINGS AND VIOLENCE	1,200	53	59	62	122	198	252	454	

TABLE 34

DEATHS BY CAUSE GROUPS BY SEX AND AGE GROUPS

ATLANTIC COUNTY: 1965

INTERNATIONAL LIST NO.	CAUSE OF DEATH	TOTAL	MALE	FEMALE	AGE GROUP BY YEARS						
					-1	1-4	5-14	15-24	25-44	45-64	65 +
001-E999	ALL CAUSES	2,415	1,320	1,095	72	15	9	16	96	569	1,638
001-008	TUBERCULOSIS OF RESPIRATORY SYSTEM	11	9	2						3	7
010-019	TUBERCULOSIS, OTHER FORMS										
020-029	SYPHILIS AND ITS SEQUELAE	2	2								1
040	TYPHOID FEVER										1
043	CHOLERA										
045-048	DYSENTERY, ALL FORMS										
050-051	SCARLET FEVER AND STREPTOCOCCAL SORE THROAT										
055	DIPHTHERIA										
056	WHOOPING COUGH										
057	MENINGOCOCCAL INFECTIONS	1		1	1						
058	PLAGUE										
080	ACUTE POLIOMYELITIS										
084	SMALLPOX										
085	MEASLES										
100-108	TYPHUS AND OTHER RICKETTSIAL DISEASES										
110-117	MALARIA										
	RESIDUAL 030-039,041,042,044,049,052-054,059-074,081-083,086-096,120-138.	6	3	3					2	2	2
001-138	INFECTIVE AND PARASITIC DISEASES	20	14	6	1				3	6	10
140-205	MALIGNANT NEOPLASMS	394	219	175		4	1	5	18	116	250
210-239	BENIGN AND UNSPECIFIED NEOPLASMS	4	3	1						1	2
140-239	NEOPLASMS	398	222	176		4	1	5	19	117	252
260	DIABETES MELLITUS	39	17	22						8	30
	RESIDUAL 240-245,250-254,270-277,280-289	10	5	5	2		1		1	5	1
240-289	ALLERGIC, ENDOCRINE SYSTEM, METABOLIC AND NUTRITIONAL DISEASES	49	22	27	2		1		2	13	31
290-293	ANEMIAS	1	1								1
	RESIDUAL 294-299	5	2	3						1	3
290-299	DISEASES OF THE BLOOD AND BLOOD FORMING ORGANS	6	3	3					1	1	4
300-326	MENTAL, PSYCHONEUROTIC AND PERSONALITY DISORDERS	4	2	2					1	3	
330-334	VASCULAR LESIONS AFFECTING CENTRAL NERVOUS SYSTEM	228	112	116					6	42	180
340	NONMENINGOCOCCAL MENINGITIS	1	1				1				
	RESIDUAL 341-345,350-357,360-369,370-389,390-398.	7	4	3				1	1	3	2
330-398	DISEASES OF THE NERVOUS SYSTEM AND SENSE ORGANS	240	119	121			1	1	8	48	182
400-402	RHEUMATIC FEVER	2	1	1					2		
410-416	CHRONIC RHEUMATIC HEART DISEASE	18	7	11					3	7	8
420-422	ARTERIOSCLEROTIC AND DEGENERATIVE HEART DISEASE	1,047	581	466					11	225	811
430-434	OTHER DISEASES OF HEART	44	23	21						11	33
440-443	HYPERTENSION WITH HEART DISEASE	71	26	45					2	15	54
444-447	HYPERTENSION WITHOUT MENTION OF HEART	23	11	12						5	17
	RESIDUAL 450-456,460-468	80	39	41					2	13	65
400-468	DISEASES OF THE CIRCULATORY SYSTEM	1,285	688	597					21	276	988
480-483	INFLUENZA										
490-493	PNEUMONIA	62	36	26	4	2			6	16	34
500-502	BRONCHITIS	5	4	1	1					1	3
	RESIDUAL 470-475,510-527	34	24	10	2				2	9	21
470-527	DISEASES OF THE RESPIRATORY SYSTEM	101	64	37	7	2			8	26	58
540-541	ULCER OF STOMACH AND DUODENUM	8	6	2						3	5
550-553	APPENDICITIS	2	1	1						2	
560,561,570	INTESTINAL OBSTRUCTION AND HERNIA	13	3	10	1	1				3	8
543,571,572	GASTRITIS,DUODENITIS, ENTERITIS AND COLITIS, EXCEPT DIARRHEA OF NEW BORN	12	8	4	1					2	9
581	CIRRHOSIS OF LIVER	32	23	9					3	18	11
	RESIDUAL 530-539,542,544,545,573-578,580,582-587.	20	10	10					1	4	15
530-587	DISEASES OF THE DIGESTIVE SYSTEM	87	51	36	2	1			4	32	48
590-594	NEPHRITIS AND NEPHROSIS	15	6	9				1	1	6	7
610	HYPERPLASIA OF PROSTATE	3	3								3
	RESIDUAL 600-609,611-617,620-626,630-637	18	8	10				2	1	5	10
590-637	DISEASES OF THE GENITO-URINARY SYSTEM	36	17	19				3	2	11	20
640-689	PREGNANCY, CHILDBIRTH AND THE PUERPERIUM	3		3					3		
690-716	DISEASES OF THE SKIN AND CELLULAR TISSUE	2	1	1						1	1
720-749	DISEASES OF THE BONES AND ORGANS OF MOVEMENT	1		1							1
750-759	CONGENITAL MALFORMATIONS	19	8	11	12	3	1		1	2	
760-762	BIRTH INJURIES, POSTNATAL ASPHYXIA AND ATELECTASIS	22	13	9	22						
763-768	INFECTIONS OF THE NEWBORN										
769-776	OTHER DISEASES PECULIAR TO EARLY INFANCY AND IMMATURE UNQUALIFIED	21	12	9	21						
760-776	CERTAIN DISEASES OF EARLY INFANCY	43	25	18	43						
780-795	SYMPTOMS, SENILITY AND ILL DEFINED CONDITIONS	11	8	3	2	1	1		1	3	3
E810-E835	MOTOR VEHICLE ACCIDENTS	33	21	12		2		5	10	10	6
E900-E904	FALLS	25	12	13		2			2	2	19
	ALL OTHER ACCIDENTS	33	26	7	3		4	2	6	10	8
E963,E970-E979	SUICIDE	17	13	4					3	7	7
E964,E980-E983	HOMICIDE	6	6						2	4	
E965,E984-E999	POLICE INTERVENTION										
E800-E999	ACCIDENTS, POISONINGS AND VIOLENCE	114	78	36	3	4	4	7	23	33	40

TABLE 35

DEATHS BY CAUSE GROUPS BY SEX AND AGE GROUPS

ATLANTIC CITY: 1965

INTERNATIONAL LIST NO.	CAUSE OF DEATH	TOTAL	MALE	FEMALE	AGE GROUP BY YEARS						
					-1	1-4	5-14	15-24	25-44	45-64	65+
001-E999	ALL CAUSES	1,106	578	528	31	7	2	6	42	265	753
001-008	TUBERCULOSIS OF RESPIRATORY SYSTEM	8	7	1							4
010-019	TUBERCULOSIS, OTHER FORMS										
020-029	SYPHILIS AND ITS SEQUELAE	2	2							1	1
040	TYPHOID FEVER										
043	CHOLERA										
045-048	DYSENTERY, ALL FORMS										
050-051	SCARLET FEVER AND STREPTOCOCCAL SORE THROAT										
055	DIPHTHERIA										
056	WHOPPING COUGH										
057	MENINGOCOCCAL INFECTIONS										
058	PLAGUE										
080	ACUTE POLIOMYELITIS										
084	SMALLPOX										
085	MEASLES										
100-108	TYPHUS AND OTHER RICKETTSIAL DISEASES										
110-117	MALARIA										
	RESIDUAL 030-039, 041, 042, 044, 049, 052-054, 059-074, 081-083, 086-096, 120-138.	2	2								2
001-138	INFECTIVE AND PARASITIC DISEASES	12	11	1					1	4	7
140-205	MALIGNANT NEOPLASMS	173	90	83		1		4	4	50	114
210-239	BENIGN AND UNSPECIFIED NEOPLASMS	1	1								
140-239	NEOPLASMS	174	91	83		1		4	5	50	114
260	DIABETES MELLITUS	16	7	9					1	4	11
	RESIDUAL 240-245, 250-254, 270-277, 280-289	5	2	3					1	3	1
240-289	ALLERGIC, ENDOCRINE SYSTEM, METABOLIC AND NUTRITIONAL DISEASES	21	9	12					2	7	12
290-293	ANEMIAS	1	1								1
	RESIDUAL 294-299	2		2							1
290-299	DISEASES OF THE BLOOD AND BLOOD FORMING ORGANS	3	1	2						1	2
300-326	MENTAL, PSYCHONEUROTIC AND PERSONALITY DISORDERS	2	1	1						1	1
330-334	VASCULAR LESIONS AFFECTING CENTRAL NERVOUS SYSTEM	108	54	54						6	27
340	NONMENINGOCOCCAL MENINGITIS	1	1				1				
	RESIDUAL 341-345, 350-357, 360-369, 370-389, 390-398.	3	2	1							1
330-398	DISEASES OF THE NERVOUS SYSTEM AND SENSE ORGANS	114	58	56			1		7	29	77
400-402	RHEUMATIC FEVER										
410-416	CHRONIC RHEUMATIC HEART DISEASE	5	2	3					1	1	3
420-422	ARTERIOSCLEROTIC AND DEGENERATIVE HEART DISEASE	476	238	238					3	95	378
430-434	OTHER DISEASES OF HEART	25	14	11						7	18
440-443	HYPERTENSION WITH HEART DISEASE	36	13	23					1	10	25
444-447	HYPERTENSION WITHOUT MENTION OF HEART	9	4	5					1	3	5
	RESIDUAL 450-456, 460-468	35	16	19						6	28
400-468	DISEASES OF THE CIRCULATORY SYSTEM	586	287	299					7	122	457
480-483	INFLUENZA										
490-493	PNEUMONIA	37	24	13	2	1			5	11	18
500-502	BRONCHITIS	3	2	1	1						2
	RESIDUAL 470-475, 510-527	18	13	5	1				1	6	10
470-527	DISEASES OF THE RESPIRATORY SYSTEM	58	39	19	4	1			6	17	30
540-541	ULCER OF STOMACH AND DUODENUM	2	1	1						1	1
550-553	APPENDICITIS										
560, 561, 570	INTESTINAL OBSTRUCTION AND HERNIA	8	2	6	1					2	5
543, 571, 572	GASTRITIS, DUODENITIS, ENTERITIS AND COLITIS, EXCEPT DIARRHEA OF NEW BORN	4	2	2						2	2
581	CIRRHOSIS OF LIVER	17	12	5					3	9	5
	RESIDUAL 530-539, 542, 544, 545, 573-578, 580, 582-587.	10	5	5					1	2	7
530-587	DISEASES OF THE DIGESTIVE SYSTEM	41	22	19	1				4	16	20
590-594	NEPHRITIS AND NEPHROSIS	5	3	2						3	2
610	HYPERPLASIA OF PROSTATE	1	1								1
	RESIDUAL 600-609, 611-617, 620-626, 630-637	10	5	5						4	6
590-637	DISEASES OF THE GENITO-URINARY SYSTEM	16	9	7						7	9
640-689	PREGNANCY, CHILDBIRTH AND THE PUERPERIUM	1							1		
690-716	DISEASES OF THE SKIN AND CELLULAR TISSUE	1	1							1	
720-749	DISEASES OF THE BONES AND ORGANS OF MOVEMENT	1		1							1
750-759	CONGENITAL MALFORMATIONS	8	4	4	3	2	1		1	1	
760-762	BIRTH INJURIES, POSTNATAL ASPHYXIA AND ATELECTASIS	10	6	4	10						
763-768	INFECTIONS OF THE NEWBORN										
769-776	OTHER DISEASES PECULIAR TO EARLY INFANCY AND IMMATURE UNQUALIFIED	11	7	4	11						
760-776	CERTAIN DISEASES OF EARLY INFANCY	21	13	8	21						
780-795	SYMPTOMS, SENILITY AND ILL DEFINED CONDITIONS	6	5	1	2	1			1	1	1
E810-E835	MOTOR VEHICLE ACCIDENTS	10	5	5				2	3	3	2
E900-E904	FALLS	15	8	7		2			1	2	10
	ALL OTHER ACCIDENTS	12	9	3					3	2	7
E963, E970-E979	SUICIDE	4	4								4
E984, E980-E983	HOMICIDE	2	2								2
E965, E984-E999	POLICE INTERVENTION										
E900-E999	ACCIDENTS, POISONINGS AND VIOLENCE	43	28	15		2		2	7	4	23

TABLE 36

DEATHS BY CAUSE GROUPS BY SEX AND AGE GROUPS

BERGEN COUNTY: 1965

INTERNATIONAL LIST NO.	CAUSE OF DEATH	TOTAL	MALE	FEMALE	AGE GROUP BY YEARS						
					-1	1-4	5-14	15-24	25-44	45-64	65 +
001-E999	ALL CAUSES	7,009	3,781	3,228	237	45	46	77	360	1,924	4,340
001-008	TUBERCULOSIS OF RESPIRATORY SYSTEM	20	14	6						1	12
010-019	TUBERCULOSIS, OTHER FORMS	2	1	1							2
020-029	SYPHILIS AND ITS SEQUELAE	1	1								1
040	TYPHOID FEVER										
043	CHOLERA										
045-048	DYSENTERY, ALL FORMS										
050-051	SCARLET FEVER AND STREPTOCOCCAL SORE THROAT										
055	DIPHTHERIA										
056	WHOOPING COUGH										
057	MENINGOCOCCAL INFECTIONS	2		2	1						1
058	PLAGUE										
080	ACUTE POLIOMYELITIS										
084	SMALLPOX										
085	MEASLES										
100-108	TYPHUS AND OTHER RICKETTSIAL DISEASES										
110-117	MALARIA										
	RESIDUAL 030-039,041,042,044,049,052-054,059-074,081-083,086-096,120-138.	12	6	6	1	1			2	2	4
001-138	INFECTIVE AND PARASITIC DISEASES	37	22	15	2	1		2	3	17	12
140-205	MALIGNANT NEOPLASMS	1,432	730	702	2	17	5	81	576	751	
210-239	BENIGN AND UNSPECIFIED NEOPLASMS	20	10	10				1	5	3	11
140-239	NEOPLASMS	1,452	740	712	2	17	6	86	579	762	
260	DIABETES MELLITUS	157	60	97	1	1	1	6	35	113	
	RESIDUAL 240-245,250-254,270-277,280-289	41	19	22	3	1	1	1	4	13	18
240-289	ALLERGIC, ENDOCRINE SYSTEM, METABOLIC AND NUTRITIONAL DISEASES	198	79	119	4	1	2	2	10	48	131
290-293	ANEMIAS	12	5	7			1			2	9
	RESIDUAL 294-299	11	5	6		1				1	2
290-299	DISEASES OF THE BLOOD AND BLOOD FORMING ORGANS	23	10	13	1	1			1	4	16
300-326	MENTAL, PSYCHONEUROTIC AND PERSONALITY DISORDERS	9	6	3			1		2	3	3
330-334	VASCULAR LESIONS AFFECTING CENTRAL NERVOUS SYSTEM	600	279	321			1	2	13	106	478
340	NONMENINGOCOCCAL MENINGITIS	10	5	5	3	1	1		2		3
	RESIDUAL 341-345,350-357,360-369,370-389,390-398.	58	29	29	3	2	3	8	19	23	
330-398	DISEASES OF THE NERVOUS SYSTEM AND SENSE ORGANS	677	319	358	3	4	5	5	25	128	507
400-402	RHEUMATIC FEVER	1	1								1
410-416	CHRONIC RHEUMATIC HEART DISEASE	104	34	70				1	18	55	30
420-422	ARTERIOSCLEROTIC AND DEGENERATIVE HEART DISEASE	2,694	1,563	1,131					60	689	1,945
430-434	OTHER DISEASES OF HEART	53	29	24					2	12	39
440-443	HYPERTENSION WITH HEART DISEASE	172	61	111				1	2	28	141
444-447	HYPERTENSION WITHOUT MENTION OF HEART	40	17	23						4	36
	RESIDUAL 450-456,460-468	332	165	167				1	8	45	278
400-468	DISEASES OF THE CIRCULATORY SYSTEM	3,396	1,870	1,526				3	90	833	2,470
480-483	INFLUENZA	1		1							1
490-493	PNEUMONIA	141	90	51	15	5	2	2	11	22	84
500-502	BRONCHITIS	22	11	11		4				8	10
	RESIDUAL 470-475,510-527	85	72	13	2		1	1	1	25	55
470-527	DISEASES OF THE RESPIRATORY SYSTEM	249	173	76	17	9	3	3	12	55	150
540-541	ULCER OF STOMACH AND DUODENUM	47	35	12					3	23	21
550-553	APPENDICITIS	5	2	3			1		1	1	2
560,561,570	INTESTINAL OBSTRUCTION AND HERNIA	28	13	15	6				1	7	14
543,571,577	GASTRITIS,DUODENITIS, ENTERITIS AND COLITIS, EXCEPT DIARRHEA OF NEW BORN	29	12	17			1		2	9	17
581	CIRRHOSIS OF LIVER	120	78	42					12	75	33
	RESIDUAL 530-539,542,544,545,573-578,580,582-587.	54	22	32	1				5	16	32
530-587	DISEASES OF THE DIGESTIVE SYSTEM	283	162	121	7		2		24	131	119
590-594	NEPHRITIS AND NEPHROSIS	48	27	21			1	1	7	17	22
610	HYPERPLASIA OF PROSTATE	12	12							1	11
	RESIDUAL 600-609,611-617,620-626,630-637	44	19	25			1		2	10	31
590-637	DISEASES OF THE GENITO-URINARY SYSTEM	104	58	46			2	1	9	28	64
640-689	PREGNANCY, CHILD BIRTH AND THE PUERPERIUM	4		4				1	3		
690-710	DISEASES OF THE SKIN AND CELLULAR TISSUE	2		2							1
720-749	DISEASES OF THE BONES AND ORGANS OF MOVEMENT	10	4	6				1	2	4	3
750-759	CONGENITAL MALFORMATIONS	76	44	32	44	13	3	2	6	6	2
760-762	BIRTH INJURIES, POSTNATAL ASPHYXIA AND ATELECTASIS	86	46	40	86						
763-768	INFECTIONS OF THE NEWBORN	6	2	4	6						
769-776	OTHER DISEASES PECULIAR TO EARLY INFANCY AND IMMATURITY UNQUALIFIED	65	40	25	65						
760-776	CERTAIN DISEASES OF EARLY INFANCY	157	88	69	157						
780-795	SYMPTOMS, SENILITY AND ILL DEFINED CONDITIONS	20	10	10	1	2	1	2	3	4	7
E810-E835	MOTOR VEHICLE ACCIDENTS	118	82	36	3	6	31	23	32	23	
E900-E904	FALLS	67	36	31				2	1	10	54
	ALL OTHER ACCIDENTS	66	45	21	1	9	3	11	20	12	10
E963,E970-E979	SUICIDE	59	30	29				5	14	31	9
E964,E980-E983	HOMICIDE	11	9	2	1			1	7	2	
E965,E984-E999	POLICE INTERVENTION										
E800-E999	ACCIDENTS, POISONINGS AND VIOLENCE	321	202	119	2	12	9	50	65	87	96

TABLE 37

DEATHS BY CAUSE GROUPS BY SEX AND AGE GROUPS BURLINGTON COUNTY: 1965

INTERNATIONAL LIST NO.	CAUSE OF DEATH	TOTAL	MALE	FEMALE	AGE GROUP BY YEARS						
					-1	1-4	5-14	15-24	25-44	45-64	65+
001-E999	ALL CAUSES	1,728	949	779	98	20	9	27	95	393	1,086
001-008	TUBERCULOSIS OF RESPIRATORY SYSTEM	10	7	3						4	6
010-019	TUBERCULOSIS, OTHER FORMS										
020-029	SYPHILIS AND ITS SEQUELAE										
040	TYPHOID FEVER										
043	CHOLERA										
045-048	DYSENTERY, ALL FORMS										
050-051	SCARLET FEVER AND STREPTOCOCCAL SORE THROAT										
055	DIPHTHERIA										
056	WHOPPING COUGH										
057	MENINGOCOCCAL INFECTIONS	1		1		1					
058	PLAGUE										
080	ACUTE POLIOMYELITIS										
084	SMALLPOX										
085	MEASLES										
100-108	TYPHUS AND OTHER RICKETTSIAL DISEASES										
110-117	MALARIA										
	RESIDUAL 030-039,041,042,044,049,052-054,059-074,081-083,086-096,120-138.	3	1	2			1			1	1
001-138	INFECTIVE AND PARASITIC DISEASES	14	8	6		1	1			5	7
140-205	MALIGNANT NEOPLASMS	299	165	134		3	3	5	20	92	176
210-239	BENIGN AND UNSPECIFIED NEOPLASMS	8	3	5						2	6
140-239	NEOPLASMS	307	168	139		3	3	5	20	94	182
260	DIABETES MELLITUS	40	12	28					2	11	27
	RESIDUAL 240-245,250-254,270-277,280-289	5	3	2						1	2
240-289	ALLERGIC, ENDOCRINE SYSTEM, METABOLIC AND NUTRITIONAL DISEASES	45	15	30					4	12	29
290-293	ANEMIAS	7	2	5						2	5
	RESIDUAL 294-299	3	1	2							3
290-299	DISEASES OF THE BLOOD AND BLOOD FORMING ORGANS	10	3	7						2	8
300-326	MENTAL, PSYCHONEUROTIC AND PERSONALITY DISORDERS	6	5	1	1		1	1		1	2
330-334	VASCULAR LESIONS AFFECTING CENTRAL NERVOUS SYSTEM	140	56	84	1				2	12	125
340	NONMENINGOCOCCAL MENINGITIS	3	2	1	1						2
	RESIDUAL 341-345,350-357,360-369,370-389,390-398.	13	7	6	1			1	1	5	5
330-398	DISEASES OF THE NERVOUS SYSTEM AND SENSE ORGANS	162	70	92	4		1	2	3	18	134
400-402	RHEUMATIC FEVER										
410-416	CHRONIC RHEUMATIC HEART DISEASE	23	8	15						10	13
420-422	ARTERIOSCLEROTIC AND DEGENERATIVE HEART DISEASE	612	376	236					25	150	437
430-434	OTHER DISEASES OF HEART	27	9	18					1	6	20
440-443	HYPERTENSION WITH HEART DISEASE	67	25	42					1	10	56
444-447	HYPERTENSION WITHOUT MENTION OF HEART	19	11	8						2	17
	RESIDUAL 450-456,460-468	46	24	22					3	9	34
400-468	DISEASES OF THE CIRCULATORY SYSTEM	794	453	341					30	187	577
480-483	INFLUENZA										
490-493	PNEUMONIA	74	52	22	12	3	1		4	14	40
500-502	BRONCHITIS	6	5	1					1	2	3
	RESIDUAL 470-475,510-527	33	25	8				1		13	19
470-527	DISEASES OF THE RESPIRATORY SYSTEM	113	82	31	12	3	2		5	29	62
540-541	ULCER OF STOMACH AND DUODENUM	13	5	8						2	11
550-553	APPENDICITIS	1		1							1
560,561,570	INTESTINAL OBSTRUCTION AND HERNIA	14	5	9	2				1	3	8
543,571,572	GASTRITIS,DUODENITIS, ENTERITIS AND COLITIS, EXCEPT DIARRHEA OF NEW BORN	9	5	4	2					2	5
581	CIRRHOSIS OF LIVER	15	11	4					4	9	2
	RESIDUAL 530-539,542,544,545,573-578,580,582-587.	9	7	2				1	2		6
530-587	DISEASES OF THE DIGESTIVE SYSTEM	61	33	28	4			1	7	16	33
590-594	NEPHRITIS AND NEPHROSIS	8	5	3				1		2	5
610	HYPERPLASIA OF PROSTATE	2	2								2
	RESIDUAL 600-609,611-617,620-626,630-637	20	4	16					1	2	17
590-637	DISEASES OF THE GENITO-URINARY SYSTEM	30	11	19				1	1	4	24
640-689	PREGNANCY, CHILDBIRTH AND THE PUERPERIUM										
690-716	DISEASES OF THE SKIN AND CELLULAR TISSUE	1	1								1
720-749	DISEASES OF THE BONES AND ORGANS OF MOVEMENT	1		1							
750-759	CONGENITAL MALFORMATIONS	18	12	6	12	4		1	1		
760-762	BIRTH INJURIES, POSTNATAL ASPHYXIA AND ATELECTASIS	26	14	12	26						
763-768	INFECTIONS OF THE NEWBORN	2	2		2						
769-776	OTHER DISEASES PECULIAR TO EARLY INFANCY AND IMMATURETY UNQUALIFIED	35	19	16	35						
760-776	CERTAIN DISEASES OF EARLY INFANCY	63	35	28	63						
780-795	SYMPTOMS,SENILITY AND ILL DEFINED CONDITIONS	11	3	8						2	9
E810-E835	MOTOR VEHICLE ACCIDENTS	49	30	19	2	3	1	12	12	12	7
E900-E904	FALLS	11	1	10	1					1	9
	ALL OTHER ACCIDENTS	17	11	6		6	1	2	3	4	1
E963,E970-E979	SUICIDE	19	13	6				3	7	6	3
E964,E980-E983	HOMICIDE	2	1	1					1	1	
E965,E984-E999	POLICE INTERVENTION										
E900-E999	ACCIDENTS, POISONINGS AND VIOLENCE	98	56	42	3	9	2	17	23	24	20

TABLE 38

DEATHS BY CAUSE GROUPS BY SEX AND AGE GROUPS

CAMDEN COUNTY: 1965

INTERNATIONAL LIST NO.	CAUSE OF DEATH	TOTAL	MALE	FEMALE	AGE GROUP BY YEARS							
					-1	1-4	5-14	15-24	25-44	45-64	65 +	
001-E999	ALL CAUSES	4,066	2,231	1,835	173	27	33	60	226	1,077	2,470	
001-008	TUBERCULOSIS OF RESPIRATORY SYSTEM	22	18	4	1					2	12	
010-019	TUBERCULOSIS, OTHER FORMS											
020-029	SYPHILIS AND ITS SEQUELAE	6	3	3			1				4	
040	TYPHOID FEVER									1		
043	CHOLERA											
045-048	DYSENTERY, ALL FORMS											
050-051	SCARLET FEVER AND STREPTOCOCCAL SORE THROAT											
055	DIPHTHERIA											
056	WHOOPING COUGH	1	1		1							
057	MENINGOCOCCAL INFECTIONS	2	1	1				1			1	
058	PLAGUE											
080	ACUTE POLIOMYELITIS											
084	SMALLPOX											
085	MEASLES											
100-108	TYPHUS AND OTHER RICKETTSIAL DISEASES											
110-117	MALARIA											
	RESIDUAL 030-039,041,042,044,049,052-054,059-074,081-083,086-096,120-138.	10	5	5				2	2	3	3	
001-138	INFECTIVE AND PARASITIC DISEASES	41	28	13	2		1	3	5	10	20	
140-205	MALIGNANT NEOPLASMS	747	425	322	1	3	7	7	54	293	382	
210-239	BENIGN AND UNSPECIFIED NEOPLASMS	11	5	6					1	7	3	
140-239	NEOPLASMS	758	430	328	1	3	7	7	55	300	385	
260	DIABETES MELLITUS	63	23	40				1		19	43	
	RESIDUAL 240-245,250-254,270-277,280-289	18	10	8			3			5	10	
240-289	ALLERGIC, ENDOCRINE SYSTEM, METABOLIC AND NUTRITIONAL DISEASES	81	33	48	3			1		24	53	
290-293	ANEMIAS	5	2	3	1			1		1	2	
	RESIDUAL 294-299	3		3				1	1		1	
290-299	DISEASES OF THE BLOOD AND BLOOD FORMING ORGANS	8	2	6	1			2	1	1	3	
300-326	MENTAL, PSYCHONEUROTIC AND PERSONALITY DISORDERS	8	7	1		1				5	2	
330-334	VASCULAR LESIONS AFFECTING CENTRAL NERVOUS SYSTEM	336	152	184	1			1	10	56	269	
340	NONMENINGOCOCCAL MENINGITIS	2	1	1	1						1	
	RESIDUAL 341-345,350-357,360-369,370-389,390-398.	24	16	8	3				4	9	8	
330-398	DISEASES OF THE NERVOUS SYSTEM AND SENSE ORGANS	370	176	194	5	1		1	14	69	280	
400-402	RHEUMATIC FEVER	1		1							1	
410-416	CHRONIC RHEUMATIC HEART DISEASE	37	11	26		1		2	8	18	8	
420-422	ARTERIOSCLEROTIC AND DEGENERATIVE HEART DISEASE	1,580	884	696				1	43	407	1,129	
430-434	OTHER DISEASES OF HEART	82	45	37		1			1	19	61	
440-443	HYPERTENSION WITH HEART DISEASE	120	38	82					1	19	100	
444-447	HYPERTENSION WITHOUT MENTION OF HEART	23	11	12					4	1	18	
	RESIDUAL 450-456,460-468	146	63	83					5	22	119	
400-468	DISEASES OF THE CIRCULATORY SYSTEM	1,989	1,052	937		2		3	62	487	1,435	
480-483	INFLUENZA	136	79	57	21	4	1	1	9	21	79	
490-493	PNEUMONIA	7	5	2			1			2	4	
500-502	BRONCHITIS	52	38	14			1		3	22	26	
	RESIDUAL 470-475,510-527	195	122	73	21	5	2	1	12	45	109	
470-527	DISEASES OF THE RESPIRATORY SYSTEM	23	19	4						6	17	
540-541	ULCER OF STOMACH AND DUODENUM	7	3	4			1			2	4	
550-553	APPENDICITIS	22	9	13	1		1		2	7	11	
560,561,570	INTESTINAL OBSTRUCTION AND HERNIA	16	11	5		1		1		3	11	
543,571,572	GASTRITIS,DUODENITIS, ENTERITIS AND COLITIS, EXCEPT DIARRHEA OF NEW BORN	66	42	24					13	38	15	
	RESIDUAL 530-539,542,544,545,573-578,580,582-587.	45	22	23	1			1	2	9	32	
530-587	DISEASES OF THE DIGESTIVE SYSTEM	37	23	14		1		3	4	9	20	
590-594	NEPHRITIS AND NEPHROSIS	77	49	28		2	1	4	7	18	45	
610	HYPERPLASIA OF PROSTATE	1		1								
	RESIDUAL 600-609,611-617,620-626,630-637	37	23	14				3	4	9	20	
590-637	DISEASES OF THE GENITO-URINARY SYSTEM	2		2			1				1	
640-689	PREGNANCY, CHILDBIRTH AND THE PUERPERIUM	7	3	4				1		4	2	
690-716	DISEASES OF THE SKIN AND CELLULAR TISSUE	49	23	26	34	6	1	4	1	2	1	
720-749	DISEASES OF THE BONES AND ORGANS OF MOVEMENT	52	27	25	52							
750-759	CONGENITAL MALFORMATIONS	7	4	3	7							
760-762	BIRTH INJURIES, POSTNATAL ASPHYXIA AND ATELECTASIS	42	26	16	42							
763-768	INFECTIONS OF THE NEWBORN	101	57	44	101							
769-776	OTHER DISEASES PECULIAR TO EARLY INFANCY AND IMMATURE UNQUALIFIED	20	15	5					2	8	10	
760-776	CERTAIN DISEASES OF EARLY INFANCY	58	47	11			4	20	14	13	7	
780-795	SYMPTOMS, SENILITY AND ILL DEFINED CONDITIONS	22	14	8					3	5	14	
E810-E835	MOTOR VEHICLE ACCIDENTS	63	42	21	6	3	15	5	9	17	8	
E900-E904	FALLS	30	21	9				4	14	6	6	
E963,E970-E979	SUICIDE	14	10	4				1	9	3	1	
E964,E980-E983	HOMICIDE	1	1					1				
E965,E984-E999	POLICE INTERVENTION	188	135	53	6	3	19	31	49	44	36	
E800-E999	ACCIDENTS, POISONINGS AND VIOLENCE											

INTERNATIONAL LIST NO.	CAUSE OF DEATH	TOTAL	MALE	FEMALE	AGE GROUP BY YEARS							
					-1	1-4	5-14	15-24	25-44	45-64	65+	
001-E949	ALL CAUSES	1,386	773	613	84	5	16	15	89	388	789	
001-008	TUBERCULOSIS OF RESPIRATORY SYSTEM	13	10	3	1				2	5	5	
010-019	TUBERCULOSIS, OTHER FORMS											
020-029	SYPHILIS AND ITS SQUELAE	5	2	3			1		1		3	
040	TYPHOID FEVER											
043	CHOLERA											
045-048	DYSENTERY, ALL FORMS											
050-051	SCARLET FEVER AND STREPTOCOCCAL SORE THROAT											
055	DIPHTHERIA											
056	WHOOPING COUGH	1	1		1							
057	MENINGOCOCCAL INFECTIONS											
058	PLAGUE											
080	ACUTE POLIOMYELITIS											
084	SMALLPOX											
085	MEASLES											
100-108	TYPHUS AND OTHER RICKETTSIAL DISEASES											
110-117	MALARIA											
	RESIDUAL 030-039,041,042,044,049,052-054,059-074,081-083,086-096,120-138.	4	2	2				1		2	1	
001-138	INFECTIVE AND PARASITIC DISEASES	23	15	8	2		1	1	3	7	9	
140-205	MALIGNANT NEUPLASMS	221	125	96	1			1	14	97	108	
210-239	BENIGN AND UNSPECIFIED NEUPLASMS	2	1	1						2		
140-239	NEUPLASMS	223	126	97	1			1	14	99	108	
260	DIABETES MELLITUS	22	8	14						11	11	
	RESIDUAL 240-245,250-254,270-277,280-289	3	1	2							3	
240-289	ALLERGIC, ENDOCRINE SYSTEM, METABOLIC AND NUTRITIONAL DISEASES	25	9	16						11	14	
290-293	ANEMIAS											
	RESIDUAL 294-299	1		1							1	
290-299	DISEASES OF THE BLOOD AND LIQUID FORMING ORGANS	1		1							1	
300-326	MENTAL, PSYCHONEUROTIC AND PERSONALITY DISORDERS	2	2							2		
330-334	VASCULAR LESIONS AFFECTING CENTRAL NERVOUS SYSTEM	101	35	66					2	13	86	
340	NONMENINGOCOCCAL MENINGITIS	1		1							1	
	RESIDUAL 341-345,350-357,360-369,370-389,390-398.	5	3	2					1	3	1	
330-398	DISEASES OF THE NERVOUS SYSTEM AND SENSE ORGANS	109	40	69					3	18	88	
400-402	RHEUMATIC FEVER	1		1						1		
410-416	CHRONIC RHEUMATIC HEART DISEASE	15	5	10				2	4	6	3	
420-422	ARTERIOSCLEROTIC AND DEGENERATIVE HEART DISEASE	533	308	225					10	143	380	
430-434	OTHER DISEASES OF HEART	28	18	10			1		1	12	14	
440-443	HYPERTENSION WITH HEART DISEASE	32	9	23						7	25	
444-447	HYPERTENSION WITHOUT MENTION OF HEART	10	5	5					3	1	6	
	RESIDUAL 450-456,460-468	47	25	22						8	39	
400-468	DISEASES OF THE CIRCULATORY SYSTEM	666	370	296		1		2	18	178	467	
480-483	INFLUENZA											
490-493	PNEUMONIA	54	33	21	9		1		7	11	26	
500-502	BRONCHITIS	2	2								2	
	RESIDUAL 470-475,510-527	19	12	7			1		3	6	9	
470-527	DISEASES OF THE RESPIRATORY SYSTEM	75	47	28	9	1	1		10	17	37	
540-541	ULCER OF STOMACH AND DUODENUM	5	4	1							5	
550-553	APPENDICITIS	5	2	3				1		2	2	
560,561,570	INTESTINAL OBSTRUCTION AND HERNIA	5	2	3							5	
543,571,572	GASTRITIS,DUODENITIS, ENTERITIS AND COLITIS, EXCEPT DIARRHEA OF NEW BORN	6	3	3						2	4	
581	CIRRHOSIS OF LIVER	35	25	10					8	17	10	
	RESIDUAL 530-539,542,544,545,573-578,580,582-587.	16	8	8	1			1	1	2	11	
530-587	DISEASES OF THE DIGESTIVE SYSTEM	72	44	28	1		1	1	9	25	35	
590-594	NEPHRITIS AND NEPHROSIS	13	9	4			1	1	2	2	7	
610	HYPERPLASIA OF PROSTATE	4	4							2	2	
	RESIDUAL 600-609,611-617,620-626,630-637	13	6	7					2	4	7	
590-637	DISEASES OF THE GENITO-URINARY SYSTEM	30	19	11			1	1	4	8	16	
640-689	PREGNANCY, CHILDBIRTH AND THE PUERPERIUM											
690-716	DISEASES OF THE SKIN AND CELLULAR TISSUE											
720-749	DISEASES OF THE BONES AND ORGANS OF MOVEMENT	3		3						1	2	
750-759	CONGENITAL MALFORMATIONS	13	4	9	12	1						
760-762	BIRTH INJURIES- POSTNATAL ASPHYXIA AND ATELECTASIS	24	12	12	24							
763-768	INFECTIONS OF THE NEWBORN	5	2	3	5							
769-776	OTHER DISEASES PECULIAR TO EARLY INFANCY AND IMMATURETY UNQUALIFIED	27	17	10	27							
760-776	CERTAIN DISEASES OF EARLY INFANCY	56	31	25	56							
780-795	SYMPTOMS,SENILITY AND ILL DEFINED CONDITIONS	5	4	1					1	3	1	
E810-E835	MOTOR VEHICLE ACCIDENTS	21	17	4			1	5	9	4	2	
E900-E904	FALLS	5	3	2					1	2	2	
	ALL OTHER ACCIDENTS	36	25	11	3	2	11	1	2	11	6	
E963,E970-E979	SUICIDE	10	9	1					1	7	1	
E964,E980-E983	HOMICIDE	12	9	3					1	8	3	
F965,F984-F999	POLICE INTERVENTION	1	1					1				
E800-E999	ACCIDENTS, POISONINGS AND VIOLENCE	85	64	21	3	2	12	9	27	21	11	

TABLE 40

DEATHS BY CAUSE GROUPS BY SEX AND AGE GROUPS

CAPE MAY COUNTY: 1965

INTERNATIONAL LIST NO.	CAUSE OF DEATH	TOTAL	MALE	FEMALE	AGE GROUP BY YEARS						
					-1	1-4	5-14	15-24	25-44	45-64	65+
001-E999	ALL CAUSES	878	467	411	27	6	6	6	24	171	638
001-008	TUBERCULOSIS OF RESPIRATORY SYSTEM	2	2							1	1
010-019	TUBERCULOSIS, OTHER FORMS										
020-029	SYPHILIS AND ITS SEQUELAE										
040	TYPHOID FEVER										
043	CHOLERA										
045-048	DYSENTERY, ALL FORMS										
050-051	SCARLET FEVER AND STREPTOCOCCAL SORE THROAT										
055	DIPHTHERIA										
056	WHOOPING COUGH										
057	MENINGOCOCCAL INFECTIONS										
058	PLAGUE										
080	ACUTE POLIOMYELITIS										
084	SMALLPOX										
085	MEASLES										
100-108	TYPHUS AND OTHER RICKETTSIAL DISEASES										
110-117	MALARIA										
	RESIDUAL 030-039,041,042,044,049,052-054,059-074,081-083,086-096,120-138.	2	2				1			1	
001-138	INFECTIVE AND PARASITIC DISEASES	4	4				1			2	1
140-205	MALIGNANT NEOPLASMS	150	85	65			1		7	45	97
210-239	BENIGN AND UNSPECIFIED NEOPLASMS										
140-239	NEOPLASMS	150	85	65			1		7	45	97
240	DIABETES MELLITUS	19	7	12						7	12
	RESIDUAL 240-245,250-254,270-277,280-289	4	3	1						1	3
240-289	ALLERGIC, ENDOCRINE SYSTEM, METABOLIC AND NUTRITIONAL DISEASES	23	10	13						8	15
290-293	ANEMIAS										
	RESIDUAL 294-299										
290-299	DISEASES OF THE BLOOD AND BLOOD FORMING ORGANS										
300-326	MENTAL, PSYCHONEUROTIC AND PERSONALITY DISORDERS	2	1	1					1		1
330-334	VASCULAR LESIONS AFFECTING CENTRAL NERVOUS SYSTEM	65	24	41						5	60
340	NONMENINGOCOCCAL MENINGITIS	1	1							1	
	RESIDUAL 341-345,350-357,360-369,370-389,390-398.	3	2	1		1		1			1
330-398	DISEASES OF THE NERVOUS SYSTEM AND SENSE ORGANS	71	28	43		1		1	1	6	62
400-402	RHEUMATIC FEVER										
410-416	CHRONIC RHEUMATIC HEART DISEASE	10	1	9					1	4	5
420-422	ARTERIOSCLEROTIC AND DEGENERATIVE HEART DISEASE	367	192	175					1	55	311
430-434	OTHER DISEASES OF HEART	11	7	4				1		3	7
440-443	HYPERTENSION WITH HEART DISEASE	36	18	18						6	30
444-447	HYPERTENSION WITHOUT MENTION OF HEART	2	1	1							2
	RESIDUAL 450-456,460-468	36	17	19						5	31
400-468	DISEASES OF THE CIRCULATORY SYSTEM	462	236	226				1	2	73	386
480-483	INFLUENZA										
490-493	PNEUMONIA	22	11	11	2					4	16
500-502	BRONCHITIS	3	2	1	1					1	1
	RESIDUAL 470-475,510-527	10	7	3						1	9
470-527	DISEASES OF THE RESPIRATORY SYSTEM	35	20	15	3					6	26
540-541	ULCER OF STOMACH AND DUODENUM	7	4	3						1	5
550-553	APPENDICITIS										
560,561,570	INTESTINAL OBSTRUCTION AND HERNIA	11	5	6					1		10
543,571,572	GASTRITIS,DUODENITIS, ENTERITIS AND COLITIS, EXCEPT DIARRHEA OF NEW BORN	2	2			1				1	
581	CIRRHOSIS OF LIVER	16	9	7					2	9	5
	RESIDUAL 530-539,542,544,545,573-578,580,582-587.	7	6	1					1	2	4
530-587	DISEASES OF THE DIGESTIVE SYSTEM	43	26	17		1			5	13	24
590-594	NEPHRITIS AND NEPHROSIS	5	4	1		1				3	1
610	HYPERPLASIA OF PROSTATE										
	RESIDUAL 600-609,611-617,620-626,630-637	5	5								5
590-637	DISEASES OF THE GENITO-URINARY SYSTEM	10	9	1		1				3	6
640-689	PREGNANCY, CHILDBIRTH AND THE PUERPERIUM	1		1					1		
690-716	DISEASES OF THE SKIN AND CELLULAR TISSUE	1		1							1
720-749	DISEASES OF THE BONES AND ORGANS OF MOVEMENT	3	1	2							3
750-759	CONGENITAL MALFORMATIONS	4	1	3	2	1					
760-762	BIRTH INJURIES, POSTNATAL ASPHYXIA AND ATELECTASIS	15	10	5	15						
763-768	INFECTIONS OF THE NEWBORN										
769-776	OTHER DISEASES PECULIAR TO EARLY INFANCY AND IMMATUREITY UNQUALIFIED	7	5	2	7						
760-776	CERTAIN DISEASES OF EARLY INFANCY	22	15	7	22						
780-795	SYMPTOMS,SENILITY AND ILL DEFINED CONDITIONS	5	3	2		1			1	1	2
E810-E835	MOTOR VEHICLE ACCIDENTS	20	15	5				4	4	5	7
E900-E904	FALLS	5	1	4						1	4
	ALL OTHER ACCIDENTS	13	9	4		1	4		3	2	3
E963,E970-E979	SUICIDE	4	3	1						3	1
E984,E980-E983	HOMICIDE	2	1	1						2	
E965,E984-E999	POLICE INTERVENTION										
E800-E999	ACCIDENTS, POISONINGS AND VIOLENCE	44	29	15		1	4	4	7	13	15

TABLE 41

DEATHS BY CAUSE GROUPS BY SEX AND AGE GROUPS CUMBERLAND COUNTY: 1965

INTERNATIONAL LIST NO.	CAUSE OF DEATH	TOTAL	MALE	FEMALE	AGE GROUP BY YEARS						
					-1	1-4	5-14	15-24	25-44	45-64	65 +
001-E999	ALL CAUSES	1,227	675	552	73	11	18	29	78	296	722
001-008	TUBERCULOSIS OF RESPIRATORY SYSTEM	6	2	4					4	2	
010-019	TUBERCULOSIS, OTHER FORMS										
020-029	SYPHILIS AND ITS SEQUELAE	3	3							1	2
040	TYPHOID FEVER										
043	CHOLERA										
045-048	DYSENTERY, ALL FORMS	1	1								
050-051	SCARLET FEVER AND STREPTOCOCCAL SORE THROAT									1	
055	DIPHTHERIA										
056	WHOOPING COUGH										
057	MENINGOCOCCAL INFECTIONS										
058	PLAGUE										
080	ACUTE POLIOMYELITIS										
084	SMALLPOX										
085	MEASLES										
100-108	TYPHUS AND OTHER RICKETTSIAL DISEASES										
110-117	MALARIA										
	RESIDUAL 030-039,041,042,044,049,052-054,059-074,081-083,086-096,120-138.										
001-138	INFECTIVE AND PARASITIC DISEASES	10	6	4					4	4	2
140-205	MALIGNANT NEOPLASMS	210	101	109				1	13	75	121
210-239	BENIGN AND UNSPECIFIED NEOPLASMS	6	2	4					2	3	1
140-239	NEOPLASMS	216	103	113				1	15	78	122
260	DIABETES MELLITUS	15	5	10						2	13
	RESIDUAL 240-245,250-254,270-277,280-289	5	5							2	1
240-289	ALLERGIC, ENDOCRINE SYSTEM, METABOLIC AND NUTRITIONAL DISEASES	20	10	10					2	3	15
290-293	ANEMIAS	1		1							1
	RESIDUAL 294-299	1		1							1
290-299	DISEASES OF THE BLOOD AND BLOOD FORMING ORGANS	2		2							2
300-326	MENTAL, PSYCHONEUROTIC AND PERSONALITY DISORDERS	3	2	1				1		2	
330-334	VASCULAR LESIONS AFFECTING CENTRAL NERVOUS SYSTEM	117	50	67	1				4	27	85
340	NONMENINGOCOCCAL MENINGITIS	1		1					1		
	RESIDUAL 341-345,350-357,360-369,370-389,390-398.	6	7	1		3			2	2	1
330-398	DISEASES OF THE NERVOUS SYSTEM AND SENSE ORGANS	129	59	70	1	3		1	7	31	86
400-402	RHEUMATIC FEVER	1	1						1		
410-416	CHRONIC RHEUMATIC HEART DISEASE	8		8					1	4	3
420-422	ARTERIOSCLEROTIC AND DEGENERATIVE HEART DISEASE	422	249	173					10	101	311
430-434	OTHER DISEASES OF HEART	26	14	12			9	1	1	7	17
440-443	HYPERTENSION WITH HEART DISEASE	84	34	50						10	74
444-447	HYPERTENSION WITHOUT MENTION OF HEART	3		3							3
	RESIDUAL 450-456,460-468	23	15	8					1	3	19
400-468	DISEASES OF THE CIRCULATORY SYSTEM	567	313	254				1	14	125	427
480-483	INFLUENZA	2	1	1							2
490-493	PNEUMONIA	23	16	7	9	4		1	2	2	5
500-502	BRONCHITIS	2	1	1					1		1
	RESIDUAL 470-475,510-527	26	23	3	1			1	3	10	11
470-527	DISEASES OF THE RESPIRATORY SYSTEM	53	41	12	10	4	1	1	6	12	19
540-541	ULCER OF STOMACH AND DUODENUM	3	3								3
550-553	APPENDICITIS	2	1	1				1			1
560,561,570	INTESTINAL OBSTRUCTION AND HERNIA	3	2	1							2
543,571,572	GASTRITIS,DUODENITIS, ENTERITIS AND COLITIS, EXCEPT DIARRHEA OF NEW BORN	8	7	1	2						5
581	CIRRHOSIS OF LIVER	12	7	5					2	5	5
	RESIDUAL 530-539,542,544,545,573-578,580,582-587.	11	7	4	1				2	2	6
530-587	DISEASES OF THE DIGESTIVE SYSTEM	39	27	12	3		1		4	10	21
590-594	NEPHRITIS AND NEPHROSIS	11	5	6				2		5	4
610	HYPERPLASIA OF PROSTATE	1	1								1
	RESIDUAL 600-609,611-617,620-626,630-637	2		2						1	1
590-637	DISEASES OF THE GENITO-URINARY SYSTEM	14	6	8				2		6	6
640-689	PREGNANCY, CHILDBIRTH AND THE PUERPERIUM	1		1					1		
690-716	DISEASES OF THE SKIN AND CELLULAR TISSUE	1	1							1	
720-749	DISEASES OF THE BONES AND ORGANS OF MOVEMENT	4	2	2					1	2	1
750-759	CONGENITAL MALFORMATIONS	18	8	10	15			2		1	
760-762	BIRTH INJURIES, POSTNATAL ASPHYXIA AND ATELECTASIS	10	6	4	10						
763-768	INFECTIONS OF THE NEWBORN	2	2		2						
769-776	OTHER DISEASES PECULIAR TO EARLY INFANCY AND IMMATURETY UNQUALIFIED	26	15	11	26						
760-776	CERTAIN DISEASES OF EARLY INFANCY	38	23	15	38						
780-795	SYMPTOMS, SENILITY AND ILL DEFINED CONDITIONS	8	5	3	1				1	2	4
E810-E835	MOTOR VEHICLE ACCIDENTS	47	37	10				6	15	15	7
E900-E904	FALLS	5	1	4							3
	ALL OTHER ACCIDENTS	33	17	16	5	4	8	3	4	5	4
E963,E970-E979	SUICIDE	16	12	4				2	3	5	6
E964,E980-E983	HOMICIDE	6	4	2				2	2	2	
E965,E984-E999	POLICE INTERVENTION										
E800-E999	ACCIDENTS, POISONINGS AND VIOLENCE	107	71	36	5	4	14	22	24	21	17

TABLE 42

DEATHS BY CAUSE GROUPS BY SEX AND AGE GROUPS

ESSEX COUNTY: 1965

INTERNATIONAL LIST NO.	CAUSE OF DEATH	TOTAL	MALE	FEMALE	AGE GROUP BY YEARS								
					-1	1-4	5-14	15-24	25-44	45-64	65+		
001-E999	ALL CAUSES	11,019	6,029	4,990	593	56	79	139	774	3,030	6,348		
001-008	TUBERCULOSIS OF RESPIRATORY SYSTEM	60	44	16									
010-019	TUBERCULOSIS, OTHER FORMS	7	3	4									
020-029	SYPHILIS AND ITS SEQUELAE	11	9	2		1				4	1		
040	TYPHOID FEVER									8	3		
043	CHOLERA												
045-048	DYSENTERY, ALL FORMS												
050-051	SCARLET FEVER AND STREPTOCOCCAL SORE THROAT	3	3								1		
055	DIPHTHERIA												
056	WHOPPING COUGH												
057	MENINGOCOCCAL INFECTIONS												
058	PLAGUE	6	4	2	1	2	2				1		
080	ACUTE POLIOMYELITIS												
084	SMALLPOX												
085	MEASLES												
100-108	TYPHUS AND OTHER RICKETTSIAL DISEASES												
110-117	MALARIA												
	RESIDUAL 030-039,041,042,044,049,052-054,059-074,081-083,086-096,120-138.	23	6	17	4					2	10	7	
001-138	INFECTIVE AND PARASITIC DISEASES	110	69	41	5	3	2	1	18	51	30		
140-205	MALIGNANT NEOPLASMS	1,929	1,024	903		4	10	9	115	796	995		
210-239	BENIGN AND UNSPECIFIED NEOPLASMS	38	19	19	1		1		4	14	18		
140-239	NEOPLASMS	1,967	1,045	922	1	4	11	9	119	810	1,013		
260	DIABETES MELLITUS	233	88	145				2	9	59	163		
	RESIDUAL 240-245,250-254,270-277,280-289	56	27	29	4		1	4	5	14	28		
240-289	ALLERGIC, ENDOCRINE SYSTEM, METABOLIC AND NUTRITIONAL DISEASES	289	115	174	4		1	6	14	73	191		
290-293	ANEMIAS	20	8	12	1	2	2	1	2	4	8		
	RESIDUAL 294-299	10	4	6				1	1	3	5		
290-299	DISEASES OF THE BLOOD AND BLOOD FORMING ORGANS	30	12	18	1	2	2	2	3	7	13		
300-326	MENTAL, PSYCHONEUROTIC AND PERSONALITY DISORDERS	22	16	6		1	2	1	5	6	7		
330-334	VASCULAR LESIONS AFFECTING CENTRAL NERVOUS SYSTEM	909	407	502	1	3	1	31	154	719			
340	NONMENINGOCOCCAL MENINGITIS	14	9	5	6		1		3	3	1		
	RESIDUAL 341-345,350-357,360-369,370-389,390-398.	73	42	31	1	2	6	5	6	23	30		
330-398	DISEASES OF THE NERVOUS SYSTEM AND SENSE ORGANS	1,018	474	544	7	4	12	7	45	186	757		
400-402	RHEUMATIC FEVER	4	1	3									
410-416	CHRONIC RHEUMATIC HEART DISEASE	122	59	63			1	4	24	67	26		
420-422	ARTERIOSCLEROTIC AND DEGENERATIVE HEART DISEASE	4,285	2,423	1,862					188	1,122	2,975		
430-434	OTHER DISEASES OF HEART	113	55	58	3	2		2	10	30	66		
440-443	HYPERTENSION WITH HEART DISEASE	328	133	195					16	73	239		
444-447	HYPERTENSION WITHOUT MENTION OF HEART	59	29	30					6	11	42		
	RESIDUAL 450-456,460-468.	257	138	119					13	44	200		
400-468	DISEASES OF THE CIRCULATORY SYSTEM	5,168	2,838	2,330	3	2	1	6	258	1,349	3,549		
480-483	INFLUENZA	7	2	5									
490-493	PNEUMONIA	291	161	130	36	8	3	4	17	55	168		
500-502	BRONCHITIS	20	16	4	2					9	9		
	RESIDUAL 470-475,510-527	138	112	26	1	1	2		3	49	82		
470-527	DISEASES OF THE RESPIRATORY SYSTEM	456	291	165	39	9	5	4	20	114	265		
540-541	ULCER OF STOMACH AND DUODENUM	64	41	23	1				4	16	43		
550-553	APPENDICITIS	12	7	5						4	8		
560,563,570	INTESTINAL OBSTRUCTION AND HERNIA	50	25	25	3		1		2	15	29		
543,571,572	GASTRITIS,DUODENITIS, ENTERITIS AND COLITIS, EXCEPT DIARRHEA OF NEW BORN	72	42	30	25	1	1	2	4	16	23		
581	CIRRHOSIS OF LIVER	208	142	66					51	108	49		
	RESIDUAL 530-539,542,544,545,573-578,580,582-587.	102	51	51	1			2	13	26	60		
530-587	DISEASES OF THE DIGESTIVE SYSTEM	508	308	200	30	1	2	4	74	185	212		
590-594	NEPHRITIS AND NEPHROSIS	66	39	27		1		2	12	27	24		
610	HYPERPLASIA OF PROSTATE	13	13								12		
	RESIDUAL 600-609,611-617,620-626,630-637	84	44	40			1	2	11	36	34		
590-637	DISEASES OF THE GENITO-URINARY SYSTEM	163	96	67		1	1	4	23	64	70		
640-689	PREGNANCY, CHILDBIRTH AND THE PUERPERIUM	19		19				3	16				
690-716	DISEASES OF THE SKIN AND CELLULAR TISSUE	8	1	7				2		2	4		
720-749	DISEASES OF THE BONES AND ORGANS OF MOVEMENT	18	9	9	2		1		2	5	8		
750-759	CONGENITAL MALFORMATIONS	118	68	50	79	7	9	7	7	9			
760-762	BIRTH INJURIES, POSTNATAL ASPHYXIA AND ATELECTASIS	230	135	95	230								
763-768	INFECTIONS OF THE NEWBORN	16	8	8	16								
769-776	OTHER DISEASES PECULIAR TO EARLY INFANCY AND IMMATURE UNQUALIFIED	130	69	61	130								
760-776	CERTAIN DISEASES OF EARLY INFANCY	376	212	164	376								
780-795	SYMPTOMS, SENILITY AND ILL DEFINED CONDITIONS	32	18	14	1		1	1	4	4	11		
E810-E835	MOTOR VEHICLE ACCIDENTS	146	99	47		5	12	31	32	40	26		
E900-E904	FALLS	208	100	108	1	1	3	2	18	13	150		
	ALL OTHER ACCIDENTS	208	134	74	44	16	13	26	47	42	21		
E963,E970-E979	SUICIDE	98	75	23			1	10	10	14	23		
E964,E980-E983	HOMICIDE	74	60	14		1	1	12	13	11	4		
E985,E984-E999	POLICE INTERVENTION	5	5				1	2	2				
E800-E999	ACCIDENTS, POISONINGS AND VIOLENCE	739	473	266	45	23	31	81	188	184	227		

TABLE 43

DEATHS BY CAUSE GROUPS BY SEX AND AGE GROUPS

BLOOMFIELD: 1965

INTERNATIONAL LIST NO.	CAUSE OF DEATH	TOTAL	MALE	FEMALE	AGE GROUP BY YEARS						
					-1	1-4	5-14	15-24	25-44	45-64	65 +
001-E999	ALL CAUSES	606	316	290	21	3	7	6	21	168	380
001-008	TUBERCULOSIS OF RESPIRATORY SYSTEM	2	2							1	1
010-019	TUBERCULOSIS, OTHER FORMS										
020-029	SYPHILIS AND ITS SEQUELAE	1	1							1	
040	TYPHOID FEVER										
043	CHOLERA										
045-048	DYSENTERY, ALL FORMS										
050-051	SCARLET FEVER AND STREPTOCOCCAL SORE THROAT										
055	DIPHTHERIA										
056	WHOOPING COUGH										
057	MENINGOCOCCAL INFECTIONS										
058	PLAGUE										
080	ACUTE POLIOMYELITIS										
084	SMALLPOX										
085	MEASLES										
100-108	TYPHUS AND OTHER RICKETTSIAL DISEASES										
110-117	MALARIA										
	RESIDUAL 030-039,041,042,044,049,052-054,059-074,081-083,086-096,120-138.										
001-138	INFECTIVE AND PARASITIC DISEASES	3	3							2	1
140-205	MALIGNANT NEOPLASMS	127	64	63		1	1	1	7	47	70
210-239	BENIGN AND UNSPECIFIED NEOPLASMS	1		1							1
140-239	NEOPLASMS	128	64	64		1	1	1	7	47	71
260	DIABETES MELLITUS	13	8	5						1	12
	RESIDUAL 240-245,250-254,270-277,280-289	4	2	2					1	1	2
240-289	ALLERGIC, ENDOCRINE SYSTEM, METABOLIC AND NUTRITIONAL DISEASES	17	10	7					1	2	14
290-293	ANEMIAS										
	RESIDUAL 294-299	1		1							1
290-299	DISEASES OF THE BLOOD AND BLOOD FORMING ORGANS	1		1							1
300-326	MENTAL, PSYCHONEUROTIC AND PERSONALITY DISORDERS	1	1				1				
330-334	VASCULAR LESIONS AFFECTING CENTRAL NERVOUS SYSTEM	46	21	25				1		6	37
340	NONMENINGOCOCCAL MENINGITIS										
	RESIDUAL 341-345,350-357,360-369,370-389,390-398.	3	3					1			2
330-398	DISEASES OF THE NERVOUS SYSTEM AND SENSE ORGANS	50	25	25				3		6	39
400-402	RHEUMATIC FEVER										
410-416	CHRONIC RHEUMATIC HEART DISEASE	11	6	5					3	5	3
420-422	ARTERIOSCLEROTIC AND DEGENERATIVE HEART DISEASE	266	135	131					2	72	192
430-434	OTHER DISEASES OF HEART	4	2	2					1	2	1
440-443	HYPERTENSION WITH HEART DISEASE	20	6	14						5	15
444-447	HYPERTENSION WITHOUT MENTION OF HEART	1		1							1
	RESIDUAL 450-456,460-468	14	7	7						2	12
400-468	DISEASES OF THE CIRCULATORY SYSTEM	316	156	160					6	66	224
480-483	INFLUENZA										
490-493	PNEUMONIA	8	3	5						3	5
500-502	BRONCHITIS	1	1								1
	RESIDUAL 470-475,510-527	8	7	1							5
470-527	DISEASES OF THE RESPIRATORY SYSTEM	17	11	6						8	9
540-541	ULCER OF STOMACH AND DUODENUM	6	5	1					1	2	3
550-553	APPENDICITIS										
560,561,570	INTESTINAL OBSTRUCTION AND HERNIA	4	1	3							4
543,571,572	GASTRITIS,DUODENITIS, ENTERITIS AND COLITIS, EXCEPT DIARRHEA OF NEW BORN	1	1							1	
581	CIRRHOSIS OF LIVER	6	5	1					1	5	
	RESIDUAL 530-539,542,544,545,573-578,580,582-587.	6	4	2							6
530-587	DISEASES OF THE DIGESTIVE SYSTEM	23	16	7					2	8	13
590-594	NEPHRITIS AND NEPHROSIS	2		2							2
610	HYPERPLASIA OF PROSTATE	1	1								1
	RESIDUAL 600-609,611-617,620-626,630-637	3	2	1					1	1	1
590-637	DISEASES OF THE GENITO-URINARY SYSTEM	6	3	3					1	1	4
640-689	PREGNANCY, CHILDBIRTH AND THE PUERPERIUM										
690-716	DISEASES OF THE SKIN AND CELLULAR TISSUE										
720-749	DISEASES OF THE BONES AND ORGANS OF MOVEMENT										
750-759	CONGENITAL MALFORMATIONS	9	5	4	4	2	3				
760-762	BIRTH INJURIES, POSTNATAL ASPHYXIA AND ATELECTASIS	8	6	2	8						
763-768	INFECTIONS OF THE NEWBORN										
769-776	OTHER DISEASES PECULIAR TO EARLY INFANCY AND IMMATURETY UNQUALIFIED	8	5	3	8						
760-776	CERTAIN DISEASES OF EARLY INFANCY	16	11	5	16						
780-795	SYMPTOMS,SENILITY AND ILL DEFINED CONDITIONS	3	2	1						2	1
E810-E835	MOTOR VEHICLE ACCIDENTS	3	2	1					2	1	
E900-E904	FALLS	4		4						1	3
	ALL OTHER ACCIDENTS	6	5	1	1				2	1	2
E963,E970-E979	SUICIDE	3	2	1				1		2	
E964,E980-E983	HOMICIDE	1	1							1	
E965,E984-E999	POLICE INTERVENTION										
E900-E999	ACCIDENTS, POISONINGS AND VIOLENCE	17	10	7	1			5	4	4	3

INTERNATIONAL LIST NO.	CAUSE OF DEATH	TOTAL	MALE	FEMALE	AGE GROUP BY YEARS						
					-1	1-4	5-14	15-24	25-44	45-64	65+
					001-E999	ALL CAUSES	1,064	523	541	53	1
001-00R	TUBERCULOSIS OF RESPIRATORY SYSTEM	2	2								
010-019	TUBERCULOSIS, OTHER FORMS									1	1
020-029	SYPHILIS AND ITS SEQUELAE	1	1								
040	TYPHOID FEVER										1
043	CHOLERA										
045-048	DYSENTERY, ALL FORMS										
050-051	SCARLET FEVER AND STREPTOCOCCAL SORE THROAT										
055	DIPHTHERIA										
056	WHOOPING COUGH										
057	MENINGOCOCCAL INFECTIONS										
058	PLAGUE										
080	ACUTE POLIOMYELITIS										
084	SMALLPOX										
085	MEASLES										
100-108	TYPHUS AND OTHER RICKETTSIAL DISEASES										
110-117	MALARIA										
	RESIDUAL 030-039,041,042,044,049,052-054,059-074,081-083,086-096,120-138.										
001-138	INFECTIVE AND PARASITIC DISEASES	3	3								
140-205	MALIGNANT NEOPLASMS	183	89	94					5	71	107
210-239	BENIGN AND UNSPECIFIED NEOPLASMS	2	1	1							
140-239	NEOPLASMS	185	90	95							
240	DIABETES MELLITUS	14	4	10					1	3	10
	RESIDUAL 240-245,250-254,270-277,280-289	5	2	3							
240-289	ALLERGIC, ENDOCRINE SYSTEM, METABOLIC AND NUTRITIONAL DISEASES	19	6	13					1	3	15
290-293	ANEMIAS										
	RESIDUAL 294-299										
290-299	DISEASES OF THE BLOOD AND BLOOD FORMING ORGANS									3	
300-326	MENTAL, PSYCHONEUROTIC AND PERSONALITY DISORDERS	3	2	1							
330-334	VASCULAR LESIONS AFFECTING CENTRAL NERVOUS SYSTEM	78	29	49						11	67
340	NONMENINGOCOCCAL MENINGITIS										
	RESIDUAL 341-345,350-357,360-369,370-389,390-398.	7	6	1				1	1	2	3
330-398	DISEASES OF THE NERVOUS SYSTEM AND SENSE ORGANS	88	37	51				1	1	16	70
400-402	RHEUMATIC FEVER	1		1							
410-416	CHRONIC RHEUMATIC HEART DISEASE	14	5	9							1
420-422	ARTERIOSCLEROTIC AND DEGENERATIVE HEART DISEASE	452	232	220					4	6	4
430-434	OTHER DISEASES OF HEART	9	4	5					9	93	350
440-443	HYPERTENSION WITH HEART DISEASE	29	10	19				1	1	2	5
444-447	HYPERTENSION WITHOUT MENTION OF HEART	5	2	3					1	4	24
	RESIDUAL 450-456,460-468	35	18	17					2	5	24
400-468	DISEASES OF THE CIRCULATORY SYSTEM	545	271	274				1	17	112	415
480-483	INFLUENZA	1		1							
490-493	PNEUMONIA	19	9	10							1
500-502	BRONCHITIS	4	4								2
	RESIDUAL 470-475,510-527	10	9	1						1	2
470-527	DISEASES OF THE RESPIRATORY SYSTEM	34	22	12				1			9
540-541	ULCER OF STOMACH AND DUODENUM	8	6	2						3	29
550-553	APPENDICITIS									3	5
560,561,570	INTESTINAL OBSTRUCTION AND HERNIA	2	2							1	1
543,571,572	GASTRITIS,DUODENITIS, ENTERITIS AND COLITIS, EXCEPT DIARRHEA OF NEW BORN	7	1	6						4	3
581	CIRRHOSIS OF LIVER	18	13	5					4	10	4
	RESIDUAL 530-539,542,544,545,573-578,580,582-587.	9	3	6						6	3
530-587	DISEASES OF THE DIGESTIVE SYSTEM	44	25	19					4	24	16
590-594	NEPHRITIS AND NEPHROSIS	2	2								2
610	HYPERPLASIA OF PROSTATE	1	1								1
	RESIDUAL 600-609,611-617,620-626,630-637	12	7	5					2	4	6
590-637	DISEASES OF THE GENITO-URINARY SYSTEM	15	10	5					2	4	9
640-689	PREGNANCY, CHILDBIRTH AND THE PUERPERIUM	3	3						3		
690-716	DISEASES OF THE SKIN AND CELLULAR TISSUE	1		1							1
720-749	DISEASES OF THE BONES AND ORGANS OF MOVEMENT	3		3							1
750-759	CONGENITAL MALFORMATIONS	19	10	9				1	1	1	6
760-762	BIRTH INJURIES, POSTNATAL ASPHYXIA AND ATELECTASIS	21	13	8	21						
763-768	INFECTIONS OF THE NEWBORN	2		2							
769-776	OTHER DISEASES PECULIAR TO EARLY INFANCY AND IMMATURETY UNQUALIFIED	16	8	8	16						
760-776	CERTAIN DISEASES OF EARLY INFANCY	39	21	18	39						
780-795	SYMPTOMS,SENILITY AND ILL DEFINED CONDITIONS	4	1	3					2		2
E810-E835	MOTOR VEHICLE ACCIDENTS	11	7	4				1	2	6	2
E900-E904	FALLS	25	8	17				1	2	8	15
	ALL OTHER ACCIDENTS	13	7	6	3	1		1	2	1	5
E963,E970-E979	SUICIDE	12	4	8					2	5	5
E944,E980-E983	HOMICIDE	1	1						2	5	5
E965,E984-E999	POLICE INTERVENTION									1	
E800-E909	ACCIDENTS, POISONINGS AND VIOLENCE	62	27	35	3	1		2	8	21	27

TABLE 45

DEATHS BY CAUSE GROUPS BY SEX AND AGE GROUPS

IRVINGTON: 1965

INTERNATIONAL LIST NO.	CAUSE OF DEATH	TOTAL	MALE	FEMALE	AGE GROUP BY YEARS						
					-1	1-4	5-14	15-24	25-44	45-64	65+
001-6999	ALL CAUSES	828	466	362	11	1	3	7	26	219	561
001-008	TUBERCULOSIS OF RESPIRATORY SYSTEM	1	1							1	
010-019	TUBERCULOSIS, OTHER FORMS										
020-029	SYPHILIS AND ITS SEQUELAE										
040	TYPHOID FEVER										
043	CHOLERA										
045-048	DYSENTERY, ALL FORMS										
050-051	SCARLET FEVER AND STREPTOCOCCAL SORE THROAT										
055	DIPHTHERIA										
056	WHOOPING COUGH										
057	MENINGOCOCCAL INFECTIONS										
058	PLAGUE										
080	ACUTE POLIOMYELITIS										
084	SMALLPOX										
085	MEASLES										
100-108	TYPHUS AND OTHER RICKETTSIAL DISEASES										
110-117	MALARIA										
	RESIDUAL 030-039, 041, 042, 044, 049, 052-054, 059-074, 081-083, 086-088, 120-138.										
001-138	INFECTIVE AND PARASITIC DISEASES	1	1							1	
140-205	MALIGNANT NEOPLASMS	151	79	72			1		6	59	85
210-239	BENIGN AND UNSPECIFIED NEOPLASMS	2	1	1							2
140-239	NEOPLASMS	153	80	73			1		6	59	87
260	DIABETES MELLITUS	20	9	11					1	6	13
	RESIDUAL 240-245, 250-254, 270-277, 280-289										
240-289	ALLERGIC, ENDOCRINE SYSTEM, METABOLIC AND NUTRITIONAL DISEASES	20	9	11					1	6	13
290-293	ANEMIAS										
	RESIDUAL 294-299	2		2							2
290-299	DISEASES OF THE BLOOD AND BLOOD FORMING ORGANS	2		2							2
300-326	MENTAL, PSYCHONEUROTIC AND PERSONALITY DISORDERS										
330-334	VASCULAR LESIONS AFFECTING CENTRAL NERVOUS SYSTEM	72	33	39					2	9	61
340	NONMENINGOCOCCAL MENINGITIS										
	RESIDUAL 341-345, 350-357, 360-369, 370-389, 390-398.	3	1	2							3
330-398	DISEASES OF THE NERVOUS SYSTEM AND SENSE ORGANS	75	34	41					2	9	64
400-402	RHEUMATIC FEVER										
410-416	CHRONIC RHEUMATIC HEART DISEASE	8	5	3						5	3
420-422	ARTERIOSCLEROTIC AND DEGENERATIVE HEART DISEASE	392	227	165					5	89	298
430-434	OTHER DISEASES OF HEART	16	9	7	1		9				15
440-443	HYPERTENSION WITH HEART DISEASE	25	12	13					1	6	18
444-447	HYPERTENSION WITHOUT MENTION OF HEART	5	4	1						1	4
	RESIDUAL 450-456, 460-468	18	9	9						3	15
400-468	DISEASES OF THE CIRCULATORY SYSTEM	464	266	198	1				6	104	353
480-483	INFLUENZA										
490-493	PNEUMONIA	9	6	3	2			1	1	1	4
500-502	BRONCHITIS	2	2							2	
	RESIDUAL 470-475, 510-527	10	8	2						5	5
470-527	DISEASES OF THE RESPIRATORY SYSTEM	21	16	5	2			1	1	8	9
540-541	ULCER OF STOMACH AND DUODENUM	7	5	2						2	5
550-553	APPENDICITIS	1	1							1	
560, 561, 570	INTESTINAL OBSTRUCTION AND HERNIA	1		1							1
543, 571, 572	GASTRITIS, DUODENITIS, ENTERITIS AND COLITIS, EXCEPT DIARRHEA OF NEW BORN	4	2	2				1		2	1
581	CIRRHOSIS OF LIVER	12	8	4						10	2
	RESIDUAL 530-539, 542, 544, 545, 573-578, 580, 582-587.	8	6	2						3	5
530-587	DISEASES OF THE DIGESTIVE SYSTEM	33	22	11				1		18	14
590-594	NEPHRITIS AND NEPHROSIS	2	2							1	1
610	HYPERPLASIA OF PROSTATE	1	1								1
	RESIDUAL 600-609, 611-617, 620-626, 630-637	5	4	1						4	1
590-637	DISEASES OF THE GENITO-URINARY SYSTEM	6	7	1						5	3
640-689	PREGNANCY, CHILDBIRTH AND THE PUERPERIUM										
690-716	DISEASES OF THE SKIN AND CELLULAR TISSUE	1	1								1
720-749	DISEASES OF THE BONES AND ORGANS OF MOVEMENT	1		1							1
750-759	CONGENITAL MALFORMATIONS	5	3	2	3	1	1				
760-762	BIRTH INJURIES, POSTNATAL ASPHYXIA AND ATELECTASIS	1	1		1						
763-768	INFECTIONS OF THE NEWBORN										
769-776	OTHER DISEASES PECULIAR TO EARLY INFANCY AND IMMATURE UNQUALIFIED	4	3	1	4						
760-776	CERTAIN DISEASES OF EARLY INFANCY	5	4	1	5						
780-795	SYMPTOMS, SEMILOGY AND ILL DEFINED CONDITIONS										
E810-E835	MOTOR VEHICLE ACCIDENTS	13	5	8			1	4	4	2	2
E900-E904	FALLS	12	7	5					1	2	9
	ALL OTHER ACCIDENTS	5	3	2					3	1	1
E963, E970-E979	SUICIDE	8	7	1				1	1	3	3
E964, E980-E983	HOMICIDE	1	1							1	
E965, E984-E999	POLICE INTERVENTION										
E800-E999	ACCIDENTS, POISONINGS AND VIOLENCE	39	23	16			1	5	10	8	15

TABLE 46

DEATHS BY CAUSE GROUPS BY SEX AND AGE GROUPS

NEWARK: 1965

INTERNATIONAL LIST NO.	CAUSE OF DEATH	TOTAL	MALE	FEMALE	AGE GROUP BY YEARS							
					-1	1-4	5-14	15-24	25-44	45-64	65+	
001-E999	ALL CAUSES	5,105	2,908	2,197	411	39	36	88	502	1,462	2,567	
001-008	TUBERCULOSIS OF RESPIRATORY SYSTEM	52	37	15								
010-019	TUBERCULOSIS, OTHER FORMS	7	3	4		1						
020-029	SYPHILIS AND ITS SEQUELAE	6	4	2					1	4	1	
040	TYPHOID FEVER									5	1	
043	CHOLERA											
045-048	DYSENTERY, ALL FORMS	3	3									
050-051	SCARLET FEVER AND STREPTOCOCCAL SORE THROAT									2	1	
055	DIPHTHERIA											
056	WHOOPING COUGH											
057	MENINGOCOCCAL INFECTIONS	5	3	2	1	2	1				1	
058	PLAGUE											
080	ACUTE POLIOMYELITIS											
084	SMALLPOX											
085	MEASLES											
100-108	TYPHUS AND OTHER RICKETTSIAL DISEASES											
110-117	MALARIA											
	RESIDUAL 030-039,041,042,044,049,052-054,059-074,081-083,086-096,120-138.	15	5	10	4					1	7	
001-138	INFECTIVE AND PARASITIC DISEASES	88	55	33	5	3	1	1	17	40	21	
140-205	MALIGNANT NEOPLASMS	768	440	328		2	5	5	53	337	366	
210-239	BENIGN AND UNSPECIFIED NEOPLASMS	17	7	10					2	9	6	
140-239	NEOPLASMS	785	447	338		2	5	5	55	346	372	
260	DIABETES MELLITUS	110	37	73					2	3	73	
	RESIDUAL 240-245,250-254,270-277,280-289	26	15	11	2				2	4	12	
240-289	ALLERGIC, ENDOCRINE SYSTEM, METABOLIC AND NUTRITIONAL DISEASES	136	52	84	2			4	7	38	85	
290-293	ANEMIAS	16	6	10	1	2	2	1	1	4	5	
	RESIDUAL 294-299	4	2	2						1	3	
290-299	DISEASES OF THE BLOOD AND BLOOD FORMING ORGANS	20	8	12	1	2	2	1	2	7	5	
300-326	MENTAL, PSYCHONEUROTIC AND PERSONALITY DISORDERS	11	9	2					1	4	4	
330-334	VASCULAR LESIONS AFFECTING CENTRAL NERVOUS SYSTEM	359	176	183				1	22	75	261	
340	NONMENINGOCOCCAL MENINGITIS	13	8	5	6	1			3	2	1	
	RESIDUAL 341-345,350-357,360-369,370-389,390-398	33	17	16	1	2	2	3	4	14	7	
330-398	DISEASES OF THE NERVOUS SYSTEM AND SENSE ORGANS	416	210	206	7	2	3	4	33	93	273	
400-402	RHEUMATIC FEVER	3	1	2					1	2		
410-416	CHRONIC RHEUMATIC HEART DISEASE	46	19	27			1	3	12	26	4	
420-422	ARTERIOSCLEROTIC AND DEGENERATIVE HEART DISEASE	1,865	1,089	776					127	527	1,211	
430-434	OTHER DISEASES OF HEART	59	24	35	1	2		1	5	22	28	
440-443	HYPERTENSION WITH HEART DISEASE	155	64	91					11	40	104	
444-447	HYPERTENSION WITHOUT MENTION OF HEART	31	16	15					5	7	19	
	RESIDUAL 450-456,460-468	87	51	36					5	15	67	
400-468	DISEASES OF THE CIRCULATORY SYSTEM	2,246	1,264	982	1	2	1	4	166	639	1,433	
480-483	INFLUENZA	1		1							1	
490-493	PNEUMONIA	181	108	73	32	6	2	3	15	38	85	
500-502	BRONCHITIS	6	4	2	1					4	1	
	RESIDUAL 470-475,510-527	65	50	15	1		1		3	26	34	
470-527	DISEASES OF THE RESPIRATORY SYSTEM	253	162	91	34	6	3	3	18	68	121	
540-541	ULCER OF STOMACH AND DUODENUM	29	17	12	1				3	6	19	
550-553	APPENDICITIS	7	3	4						3	4	
560,561,570	INTESTINAL OBSTRUCTION AND HERNIA	29	17	12	2		1		2	12	12	
543,571,572	GASTRITIS,DUODENITIS, ENTERITIS AND COLITIS, EXCEPT DIARRHEA OF NEW BORN.	44	28	16	25	1	1	1	2	4	10	
581	CIRRHOSIS OF LIVER	127	86	41					38	44	25	
	RESIDUAL 530-539,542,544,545,573-578,580,582-587.	53	25	28	1			2	10	13	27	
530-587	DISEASES OF THE DIGESTIVE SYSTEM	289	176	113	29	1	2	3	55	102	97	
590-594	NEPHRITIS AND NEPHROSIS	40	22	18		1		2	7	17	13	
610	HYPERPLASIA OF PROSTATE	4	4								4	
	RESIDUAL 600-609,611-617,620-626,630-637	44	21	23				2	4	18	18	
590-637	DISEASES OF THE GENITO-URINARY SYSTEM	88	47	41		1		4	13	35	35	
640-689	PREGNANCY, CHILD BIRTH AND THE PUERPERIUM	15		15								
690-716	DISEASES OF THE SKIN AND CELLULAR TISSUE	2		2				3	12			
720-749	DISEASES OF THE BONES AND ORGANS OF MOVEMENT	10	7	3	1		1		2	2	4	
750-759	CONGENITAL MALFORMATIONS	55	31	24	42	4	1	3	3	2		
760-762	BIRTH INJURIES, POSTNATAL ASPHYXIA AND ATELECTASIS	173	97	76	173							
763-768	INFECTIONS OF THE NEWBORN	11	6	5	11							
769-776	OTHER DISEASES PECULIAR TO EARLY INFANCY AND IMMATURETY UNQUALIFIED	72	42	30	72							
760-776	CERTAIN DISEASES OF EARLY INFANCY	256	145	111	256							
780-795	SYMPTOMS,SENILITY AND ILL DEFINED CONDITIONS	15	11	4	1			1	3	3	7	
E810-E835	MOTOR VEHICLE ACCIDENTS	75	54	21		4	4	12	22	21	12	
E900-E904	FALLS	114	62	52	1	1	3	1	13	20	75	
	ALL OTHER ACCIDENTS	124	80	44	31	10	7	18	28	17	13	
E963,E970-E979	SUICIDE	46	38	8			1	6	20	13	6	
E964,E980-E983	HOMICIDE	67	54	13	1	1	12	31	16	6		
E965,E984-E999	POLICE INTERVENTION	5	5			1	2	2				
E800-E999	ACCIDENTS, POISONINGS AND VIOLENCE	431	293	138	32	16	17	51	116	87	112	

TABLE 47

DEATHS BY CAUSE GROUPS BY SEX AND AGE GROUPS GLOUCESTER COUNTY: 1965

INTERNATIONAL LIST NO.	CAUSE OF DEATH	TOTAL	MALE	FEMALE	AGE GROUP BY YEARS						
					-1	1-4	5-14	15-24	25-44	45-64	65 +
001-E999	ALL CAUSES	1,273	722	551	52	20	17	18	79	297	790
001-008	TUBERCULOSIS OF RESPIRATORY SYSTEM	3	2	1						2	1
010-019	TUBERCULOSIS, OTHER FORMS										
020-029	SYPHILIS AND ITS SEQUELAE	1		1						1	
040	TYPHOID FEVER										
043	CHOLERA										
045-048	DYSENTERY, ALL FORMS										
050-051	SCARLET FEVER AND STREPTOCOCCAL SORE THROAT	1	1							1	
055	DIPHTHERIA										
056	WHOOPING COUGH										
057	MENINGOCOCCAL INFECTIONS										
058	PLAGUE										
080	ACUTE POLIOMYELITIS										
084	SMALLPOX										
085	MEASLES										
100-108	TYPHUS AND OTHER RICKETTSIAL DISEASES										
110-117	MALARIA										
	RESIDUAL 030-039,041,042,044,049,052-054,059-074,081-083,086-096,120-139.	2		2				1	1		
001-138	INFECTIVE AND PARASITIC DISEASES	7	3	4				1	1	4	1
140-205	MALIGNANT NEOPLASMS	221	117	104		1	4	2	17	88	109
210-239	BENIGN AND UNSPECIFIED NEOPLASMS	2	1	1						1	1
140-239	NEOPLASMS	223	118	105		1	4	2	17	89	110
260	DIABETES MELLITUS	24	6	18						6	18
	RESIDUAL 240-245,250-254,270-277,280-289	10	7	3	2			1		3	4
240-289	ALLERGIC, ENDOCRINE SYSTEM, METABOLIC AND NUTRITIONAL DISEASES	34	13	21	2			1		9	22
290-293	ANEMIAS	2	2				1				1
	RESIDUAL 294-299	1	1							1	
290-299	DISEASES OF THE BLOOD AND BLOOD FORMING ORGANS	3	3				1			1	1
300-326	MENTAL, PSYCHONEUROTIC AND PERSONALITY DISORDERS	3	2	1					1	2	
330-334	VASCULAR LESIONS AFFECTING CENTRAL NERVOUS SYSTEM	113	52	61						3	19
340	NONMENINGOCOCCAL MENINGITIS	2	1	1						1	1
	RESIDUAL 341-345,350-357,360-369,370-389,390-398.	10	6	4	1	2		1	1	2	3
330-398	DISEASES OF THE NERVOUS SYSTEM AND SENSE ORGANS	128	61	67	1	2		1	6	24	94
400-402	RHEUMATIC FEVER										
410-416	CHRONIC RHEUMATIC HEART DISEASE	17	7	10					5	5	7
420-422	ARTERIOSCLERITIC AND DEGENERATIVE HEART DISEASE	473	294	179					18	91	364
430-434	OTHER DISEASES OF HEART	13	11	2			7		2	2	9
440-443	HYPERTENSION WITH HEART DISEASE	58	27	31						13	45
444-447	HYPERTENSION WITHOUT MENTION OF HEART	6	3	3						2	4
	RESIDUAL 450-456,460-468	42	27	15					1	5	36
400-468	DISEASES OF THE CIRCULATORY SYSTEM	609	369	240					26	118	465
480-483	INFLUENZA										
490-493	PNEUMONIA	24	12	12	3	2		1	2	4	12
500-502	BRONCHITIS	2	1	1			2				
	RESIDUAL 470-475,510-527	26	19	7			1		2	4	19
470-527	DISEASES OF THE RESPIRATORY SYSTEM	52	32	20	3	5		1	4	8	31
540-541	ULCER OF STOMACH AND DUODENUM	6	3	3						3	3
550-553	APPENDICITIS										
560,561,570	INTESTINAL OBSTRUCTION AND HERNIA	5	3	2	1					1	3
543,571,572	GASTRITIS, DUODENITIS, ENTERITIS AND COLITIS, EXCEPT DIARRHEA OF NEW BORN	6	3	3						4	2
581	CIRRHOSIS OF LIVER	13	8	5					2	7	4
	RESIDUAL 530-539,542,544,545,573-578,580,582-587.	13	6	7					2	3	8
530-587	DISEASES OF THE DIGESTIVE SYSTEM	43	23	20	1				4	18	20
590-594	NEPHRITIS AND NEPHROSIS	7	3	4						1	6
610	HYPERPLASIA OF PROSTATE	1	1								1
	RESIDUAL 600-609,611-617,620-626,630-637	11	2	9						2	9
590-637	DISEASES OF THE GENITO-URINARY SYSTEM	19	6	13						3	16
640-689	PREGNANCY, CHILDBIRTH AND THE PUERPERIUM										
690-716	DISEASES OF THE SKIN AND CELLULAR TISSUE										
720-749	DISEASES OF THE BONES AND ORGANS OF MOVEMENT	4	2	2							3
750-759	CONGENITAL MALFORMATIONS	20	9	11	9	4	2	2	1	1	1
760-762	BIRTH INJURIES, POSTNATAL ASPHYXIA AND ATELECTASIS	14	10	4	14						
763-768	INFECTIONS OF THE NEWBORN	1	1								
769-776	OTHER DISEASES PECULIAR TO EARLY INFANCY AND IMMATURETY UNQUALIFIED	18	11	7	18						
760-776	CERTAIN DISEASES OF EARLY INFANCY	33	22	11	33						
780-795	SYMPTOMS, SENILITY AND ILL DEFINED CONDITIONS	10	6	4						3	7
E810-E835	MOTOR VEHICLE ACCIDENTS	36	24	12	2	1	4	9	6	10	4
E900-E904	FALLS	8	2	6						1	7
	ALL OTHER ACCIDENTS	30	20	10	1	6	6	1	7	4	5
E963,E970-E979	SUICIDE	11	7	4						4	7
E964,E980-E983	HOMICIDE	3	2	1						2	1
E965,E984-E989	POLICE INTERVENTION										
E800-E999	ACCIDENTS, POISONINGS AND VIOLENCE	88	55	33	3	7	10	10	20	19	19

TABLE 48

DEATHS BY CAUSE GROUPS BY SEX AND AGE GROUPS

HUDSON COUNTY: 1965

INTERNATIONAL LIST NO.	CAUSE OF DEATH	TOTAL	MALE	FEMALE	AGE GROUP BY YEARS							
					-1	1-4	5-14	15-24	25-44	45-64	65+	
001-E999	ALL CAUSES	7,312	4,441	3,171	263	43	38	80	393	2,139	4,356	
001-008	TUBERCULOSIS OF RESPIRATORY SYSTEM	47	39	8					11	23	13	
010-019	TUBERCULOSIS, OTHER FORMS	7	5	2		1			3	1	2	
020-029	SYPHILIS AND ITS SEQUELAE	3	1	2						1	2	
040	TYPHOID FEVER											
043	CHOLERA											
045-048	DYSENTERY, ALL FORMS											
050-051	SCARLET FEVER AND STREPTOCOCCAL SORE THROAT											
055	DIPHTHERIA											
056	WHOOPING COUGH											
057	MENINGOCOCCAL INFECTIONS	4	3	1	1	2				1		
058	PLAGUE											
080	ACUTE POLIOMYELITIS											
084	SMALLPOX											
085	MEASLES	1		1		1						
100-108	TYPHUS AND OTHER RICKETTSIAL DISEASES											
110-117	MALARIA											
	RESIDUAL 030-039,041,042,044,049,052-054,059-074,081-083,086-096,120-138.	24	15	9	1	1	1		4	5	12	
001-138	INFECTIVE AND PARASITIC DISEASES	86	63	23	2	5	1		18	31	29	
140-205	MALIGNANT NEOPLASMS	1,407	824	583	3	7	10		75	566	744	
210-239	BENIGN AND UNSPECIFIED NEOPLASMS	14	6	8		1			3	7	3	
140-239	NEOPLASMS	1,421	830	591	4	7	10		78	573	749	
260	DIABETES MELLITUS	162	54	108		1			7	43	111	
	RESIDUAL 240-245,250-254,270-277,280-289	32	14	18		3			3	10	16	
240-249	ALLERGIC, ENDOCRINE SYSTEM, METABOLIC AND NUTRITIONAL DISEASES	194	68	126		3	1		10	53	127	
290-293	ANEMIAS	11	3	8		1			1	2	7	
	RESIDUAL 294-299	5	3	2					2	2	1	
290-299	DISEASES OF THE BLOOD AND BLOOD FORMING ORGANS	16	6	10		1			3	4	8	
300-326	MENTAL, PSYCHONEUROTIC AND PERSONALITY DISORDERS	9	9						4	3	2	
330-334	VASCULAR LESIONS AFFECTING CENTRAL NERVOUS SYSTEM	548	260	288	1	1	3		19	135	389	
340	NONMENINGOCOCCAL MENINGITIS	8	4	4	3	1				2	2	
	RESIDUAL 341-345,350-357,360-369,370-389,390-398.	41	22	19	2	1	3	1	5	14	15	
330-398	DISEASES OF THE NERVOUS SYSTEM AND SENSE ORGANS	606	295	311	5	3	4	4	28	154	408	
400-402	RHEUMATIC FEVER	1	1							1		
410-416	CHRONIC RHEUMATIC HEART DISEASE	87	40	47				6	17	52	12	
420-422	ARTERIOSCLEROTIC AND DEGENERATIVE HEART DISEASE	3,061	1,747	1,314				3	70	807	2,181	
430-434	OTHER DISEASES OF HEART	91	45	46		1		3	2	21	64	
440-443	HYPERTENSION WITH HEART DISEASE	164	74	90					8	38	118	
444-447	HYPERTENSION WITHOUT MENTION OF HEART	35	13	22					4	6	25	
	RESIDUAL 440-456,460-468	148	78	70			1	1	8	30	108	
400-468	DISEASES OF THE CIRCULATORY SYSTEM	3,587	1,998	1,589		1	1	13	109	955	2,508	
480-483	INFLUENZA											
490-493	PNEUMONIA	254	164	90	37	10	2	1	20	45	139	
500-502	BRONCHITIS	26	21	5	2		1			6	17	
	RESIDUAL 470-475,510-527	58	48	10		1			4	15	37	
470-527	DISEASES OF THE RESPIRATORY SYSTEM	338	233	105	39	11	4	1	24	66	193	
540-541	ULCER OF STOMACH AND DUODENUM	37	22	15	1				2	15	19	
550-553	APPENDICITIS	10	4	6						3	7	
560,561,570	INTESTINAL OBSTRUCTION AND HERNIA	47	20	27	2					15	30	
543,571,572	GASTRITIS,DUODENITIS, ENTERITIS AND COLITIS, EXCEPT DIARRHEA OF NEW BORN	34	14	20	3		1		2	4	24	
581	CIRRHOSIS OF LIVER	177	126	51					22	115	40	
	RESIDUAL 530-539,542,544,545,573-578,580,582-587.	70	34	36				2	10	27	31	
530-587	DISEASES OF THE DIGESTIVE SYSTEM	375	220	155	6		1	2	36	179	151	
590-594	NEPHRITIS AND NEPHROSIS	38	20	18				1	6	10	21	
610	HYPERPLASIA OF PROSTATE	17	17							1	16	
	RESIDUAL 600-609,611-617,620-626,630-637	60	35	25	1		1	1	4	14	39	
590-637	DISEASES OF THE GENITO-URINARY SYSTEM	115	72	43	1		1	2	10	25	76	
640-689	PREGNANCY, CHILD BIRTH AND THE PUERPERIUM	3		3					3			
690-716	DISEASES OF THE SKIN AND CELLULAR TISSUE	11	4	7					2	3	6	
720-749	DISEASES OF THE BONES AND ORGANS OF MOVEMENT	10	3	7				2		2	6	
750-759	CONGENITAL MALFORMATIONS	66	35	31	52	5	1		4	3	1	
760-762	BIRTH INJURIES, POSTNATAL ASPHYXIA AND ATELECTASIS	52	36	16	52							
763-768	INFECTIONS OF THE NEWBORN	9	4	5	9							
769-776	OTHER DISEASES PECULIAR TO EARLY INFANCY AND IMMATUREITY UNQUALIFIED	92	41	51	92							
760-776	CERTAIN DISEASES OF EARLY INFANCY	153	81	72	153							
780-795	SYMPTOMS,SENILITY AND ILL DEFINED CONDITIONS	18	11	7	2				3	2	6	
E810-E835	MOTOR VEHICLE ACCIDENTS	84	62	22		4	7	23	16	18	16	
E900-E904	FALLS	63	41	22	1		2	2	3	13	42	
	ALL OTHER ACCIDENTS	86	63	23	2	5	6	10	21	25	17	
E963,E970-E979	SUICIDE	51	37	14				5	10	25	11	
E964,E980-E983	HOMICIDE	29	19	10	1			5	16	5	2	
E965,E984-E999	POLICE INTERVENTION											
E800-E999	ACCIDENTS, POISONINGS AND VIOLENCE	313	222	91	3	10	15	45	66	86	88	

INTERNATIONAL LIST NO.	CAUSE OF DEATH	TOTAL	MALE	FEMALE	AGE GROUP BY YEARS						
					-1	1-4	5-14	15-24	25-44	45-64	65+
001-E999	ALL CAUSES	823	476	347	23	4	5	6	39	256	490
001-008	TUBERCULOSIS OF RESPIRATORY SYSTEM	4	2	2							
010-019	TUBERCULOSIS, OTHER FORMS								1	2	1
020-029	SYPHILIS AND ITS SEQUELAE										
040	TYPHOID FEVER										
043	CHOLERA										
045-048	DYSENTERY, ALL FORMS										
050-051	SCARLET FEVER AND STREPTOCOCCAL SURE THROAT										
055	DIPHTHERIA										
056	WHOPPING COUGH										
057	MENINGOCOCCAL INFECTIONS										
058	PLAGUE										
080	ACUTE POLIOMYELITIS										
084	SMALLPOX										
085	MEASLES										
100-108	TYPHUS AND OTHER RICKETTSIAL DISEASES										
110-117	MALARIA										
	RESIDUAL 030-039,041,042,044,049,052-054,059-074,081-083,086-096,120-138.	1	1			1					
001-138	INFECTIVE AND PARASITIC DISEASES	5	3	2		1			1	2	1
140-205	MALIGNANT NEOPLASMS	171	92	79		1	2	1	11	74	82
210-239	BENIGN AND UNSPECIFIED NEOPLASMS	2	1	1						2	
140-239	NEOPLASMS	173	93	80		1	2	1	11	76	82
260	DIABETES MELLITUS	12	2	10						4	8
	RESIDUAL 240-245,250-254,270-277,280-289	3		3					1	1	1
240-289	ALLERGIC, ENDOCRINE SYSTEM, METABOLIC AND NUTRITIONAL DISEASES	15	2	13					1	5	9
290-293	ANEMIAS	2		2						1	1
	RESIDUAL 294-299										
290-299	DISEASES OF THE BLOOD AND BLOOD FORMING ORGANS	2		2						1	1
300-326	MENTAL, PSYCHONEUROTIC AND PERSONALITY DISORDERS	1	1							1	
330-334	VASCULAR LESIONS AFFECTING CENTRAL NERVOUS SYSTEM	59	36	23					3	10	46
340	NONMENINGOCOCCAL MENINGITIS	2	1	1						2	
	RESIDUAL 341-345,350-357,360-369,370-389,390-398.	5	3	2		1				4	
330-398	DISEASES OF THE NERVOUS SYSTEM AND SENSE ORGANS	67	41	26		1			3	17	46
400-402	RHEUMATIC FEVER	1	1							1	
410-416	CHRONIC RHEUMATIC HEART DISEASE	13	9	4					3	10	
420-422	ARTERIOSCLEROTIC AND DEGENERATIVE HEART DISEASE	367	211	156					4	94	269
430-434	OTHER DISEASES OF HEART	4	2	2						2	2
440-443	HYPERTENSION WITH HEART DISEASE	21	10	11					1	5	15
444-447	HYPERTENSION WITHOUT MENTION OF HEART	6	3	3					1	1	4
	RESIDUAL 450-456,460-468	14	11	3						2	12
400-468	DISEASES OF THE CIRCULATORY SYSTEM	426	247	179					9	115	302
480-483	INFLUENZA										
490-493	PNEUMONIA	13	7	6	1				1	3	8
500-502	BRONCHITIS	4	3	1							4
	RESIDUAL 470-475,510-527	5	5							2	3
470-527	DISEASES OF THE RESPIRATORY SYSTEM	22	15	7	1				1	5	15
540-541	ULCEA OF STOMACH AND DUODENUM	4	2	2						2	2
550-553	APPENDICITIS	2		2							2
560,561,570	INTESINAL OBSTRUCTION AND HERNIA	6	4	2	1					1	4
563,571,572	GASTRITIS,DUODENITIS, ENTERITIS AND COLITIS, EXCEPT DIARRHEA OF NEW BORN	2	1	1						1	1
581	CIRRHOSIS OF LIVER	16	14	2					3	10	3
	RESIDUAL 530-539,542,544,545,573-578,580,582-587.	5	2	3					1	2	2
530-587	DISEASES OF THE DIGESTIVE SYSTEM	35	23	12	1				4	16	14
590-594	NEPHRITIS AND NEPHROSIS	7	2	5				1	1	3	2
610	HYPERPLASIA OF PROSTATE	2	2								2
	RESIDUAL 600-609,611-617,620-626,630-637	5	4	1				1			4
590-637	DISEASES OF THE GENITO-URINARY SYSTEM	14	8	6				2	1	3	8
640-689	PREGNANCY, CHILDBIRTH AND THE PUERPERIUM										
690-716	DISEASES OF THE SKIN AND CELLULAR TISSUE	2		2							1
720-749	DISEASES OF THE BONES AND ORGANS OF MOVEMENT	1		1				1			
750-759	CONGENITAL MALFORMATIONS	7	5	2	5	1			1		
760-762	BIRTH INJURIES, POSTNATAL ASPHYXIA AND ATELECTASIS	4	4		4						
763-768	INFECTIONS OF THE NEWBORN										
769-776	OTHER DISEASES PECULIAR TO EARLY INFANCY AND IMMATURETY UNQUALIFIED	12	7	5	12						
760-776	CERTAIN DISEASES OF EARLY INFANCY	16	11	5	16						
780-795	SYMPTOMS,SENILITY AND ILL DEFINED CONDITIONS	1		1				1			
E810-E835	MOTOR VEHICLE ACCIDENTS	11	8	3					3	4	4
F900-F904	FALLS	8	5	3					1		3
	ALL OTHER ACCIDENTS	11	9	2			2	1	3	4	1
E963,E970-E979	SUICIDE	6	6						1	4	1
E984,E980-E983	HOMICIDE	1		1							1
E965,E984-E989	POLICE INTERVENTION										
E900-E999	ACCIDENTS, POISONINGS AND VIOLENCE	37	28	9			2	2	7	15	11

INTERNATIONAL LIST NO.	CAUSE OF DEATH	TOTAL	MALE	FEMALE	AGE GROUP BY YEARS							
					-1	1-4	5-14	15-24	25-44	45-64	65 +	
001-E999	ALL CAUSES	553	322	231		27	6	5	9	33	150	323
001-008	TUBERCULOSIS OF RESPIRATORY SYSTEM	4	3	1						1	1	2
010-019	TUBERCULOSIS, OTHER FORMS											
020-029	SYPHILIS AND ITS SEQUELAE											
040	TYPHOID FEVER											
043	CHOLERA											
045-048	DYSENTERY, ALL FORMS											
050-051	SCARLET FEVER AND STREPTOCOCCAL SORE THROAT											
055	DIPHTHERIA											
056	WHOPPING COUGH											
057	MENINGOCOCCAL INFECTIONS											
058	PLAGUE											
080	ACUTE POLIOMYELITIS											
084	SMALLPOX											
085	MEASLES											
100-108	TYPHUS AND OTHER RICKETTSIAL DISEASES											
110-117	MALARIA											
	RESIDUAL 030-039,041,042,044,049,052-054,059-074,081-083,086-096,120-138.											
001-138	INFECTIVE AND PARASITIC DISEASES	4	3	1					1	1	1	2
140-205	MALIGNANT NEOPLASMS	99	65	34		1	3		5	41	49	
210-239	BENIGN AND UNSPECIFIED NEOPLASMS											
140-239	NEOPLASMS	99	65	34		1	3		5	41	49	
260	DIABETES MELLITUS	8	3	5							3	5
	RESIDUAL 240-245,250-254,270-277,280-289	3	2	1		1					1	1
240-289	ALLERGIC, ENDOCRINE SYSTEM, METABOLIC AND NUTRITIONAL DISEASES	11	5	6		1				4	6	
290-293	ANEMIAS	1	1									1
	RESIDUAL 294-299											
290-299	DISEASES OF THE BLOOD AND BLOOD FORMING ORGANS	1	1									1
300-326	MENTAL, PSYCHONEUROTIC AND PERSONALITY DISORDERS											
330-334	VASCULAR LESIONS AFFECTING CENTRAL NERVOUS SYSTEM	37	16	21					2	6	29	
340	NONMENINGOCOCCAL MENINGITIS											
	RESIDUAL 341-345,350-357,360-369,370-389,390-398.	3	2	1					2	1		
330-398	DISEASES OF THE NERVOUS SYSTEM AND SENSE ORGANS	40	18	22					4	7	29	
400-402	RHEUMATIC FEVER											
410-416	CHRONIC RHEUMATIC HEART DISEASE	9	3	6				1	1	7		
420-422	ARTERIOSCLEROTIC AND DEGENERATIVE HEART DISEASE	231	126	105					7	58	166	
430-434	OTHER DISEASES OF HEART	9	5	4							1	8
440-443	HYPERTENSION WITH HEART DISEASE	10	5	5						3	7	
444-447	HYPERTENSION WITHOUT MENTION OF HEART	5	1	4						1	4	
	RESIDUAL 450-456,460-468	16	10	6						5	11	
400-468	DISEASES OF THE CIRCULATORY SYSTEM	280	150	130				1	8	75	196	
480-483	INFLUENZA											
490-493	PNEUMONIA	19	12	7	2	2			3		12	
500-502	BRONCHITIS											
	RESIDUAL 470-475,510-527	4	4							3	1	
470-527	DISEASES OF THE RESPIRATORY SYSTEM	23	16	7	2	2			3	3	13	
540-541	ULCER OF STOMACH AND DUODENUM	3	1	2	1					1	1	
550-553	APPENDICITIS	1	1									1
560,561,570	INTESTINAL OBSTRUCTION AND HERNIA	3	1	2						2	1	
543,571,572	GASTRITIS,DUODENITIS, ENTERITIS AND COLITIS, EXCEPT DIARRHEA OF NEW BORN	3	3									3
581	CIRRHOSIS OF LIVER	15	10	5					1	9	5	
	RESIDUAL 530-539,542,544,545,573-578,580,582-587.	6	4	2				1	1	1	3	
530-587	DISEASES OF THE DIGESTIVE SYSTEM	31	20	11	1			1	2	13	14	
590-594	NEPHRITIS AND NEPHROSIS	2	1	1					1		1	
610	HYPERPLASIA OF PROSTATE	1	1									1
	RESIDUAL 600-609,611-617,620-626,630-637	5	3	2					1		4	
590-637	DISEASES OF THE GENITO-URINARY SYSTEM	8	5	3					2		6	
640-649	PREGNANCY, CHILDBIRTH AND THE PUERPERIUM	2		2					2			
690-716	DISEASES OF THE SKIN AND CELLULAR TISSUE											
720-749	DISEASES OF THE BONES AND ORGANS OF MOVEMENT											
750-759	CONGENITAL MALFORMATIONS	5	1	4	5							
760-762	BIRTH INJURIES, POSTNATAL ASPHYXIA AND ATELECTASIS	10	8	2	10							
763-768	INFECTIONS OF THE NEWBORN	1	1		1							
769-776	OTHER DISEASES PECILIAR TO EARLY INFANCY AND IMMATURITY UNQUALIFIED	8	5	3	8							
760-776	CERTAIN DISEASES OF EARLY INFANCY	19	14	5	19							
780-795	SYMPTOMS,SENILITY AND ILL DEFINED CONDITIONS	2	2					1			1	
E810-E835	MOTOR VEHICLE ACCIDENTS	4	3	1				2		2		
E900-E904	FALLS	4	3	1							1	3
	ALL OTHER ACCIDENTS	9	7	2		1	2	1	2	2	1	
E963,E970-E979	SUICIDE	4	3	1					1	1	1	2
E964,E980-E983	HOMICIDE	7	6	1		1		3	3			
E965,E984-E999	POLICE INTERVENTION											
E800-E999	ACCIDENTS, POISONINGS AND VIOLENCE	28	22	6		2	2	6	6	6	6	

TABLE 51

DEATHS BY CAUSE GROUPS BY SEX AND AGE GROUPS

JERSEY CITY: 1965

INTERNATIONAL LIST NO.	CAUSE OF DEATH	TOTAL	MALE	FEMALE	AGE GROUP BY YEARS						
					-1	1-4	5-14	15-24	25-44	45-64	65+
001-E999	ALL CAUSES	3,360	1,880	1,480	139	23	16	35	212	993	1,942
001-008	TUBERCULOSIS OF RESPIRATORY SYSTEM	27	23	4					8	12	7
010-019	TUBERCULOSIS, OTHER FORMS	6	4	2			1		3	1	1
020-029	SYPHILIS AND ITS SEQUELAE	2	1	1						1	1
040	TYPHOID FEVER										
043	CHOLERA										
045-048	DYSENTERY, ALL FORMS										
050-051	SCARLET FEVER AND STREPTOCOCCAL SORE THROAT										
055	DIPHTHERIA										
056	WHOOPING COUGH										
057	MENINGOCOCCAL INFECTIONS	2	1	1		1					1
058	PLAGUE										
080	ACUTE POLIOMYELITIS										
084	SMALLPOX										
085	MEASLES	1		1		1					
100-108	TYPHUS AND OTHER RICKETTSIAL DISEASES										
110-117	MALARIA										
	RESIDUAL 110-119, 041, 042, 044, 049, 052-054, 059-074, 081-083, 084-086, 120-138.	16	10	6	1		1		2	4	8
001-138	INFECTIVE AND PARASITIC DISEASES	54	39	15	1	3	1		13	19	17
140-205	MALIGNANT NEOPLASMS	637	380	257		1	2	5	40	263	326
210-239	BENIGN AND UNSPECIFIED NEOPLASMS	4	2	2					1	1	2
140-239	NEOPLASMS	641	382	259		1	2	5	41	264	328
260	DIABETES MELLITUS	71	18	53					5	17	49
	RESIDUAL 240-245, 250-254, 270-277, 280-289	19	9	10		1			2	4	12
240-289	ALLERGIC, ENDOCRINE SYSTEM, METABOLIC AND NUTRITIONAL DISEASES	90	27	63		1			7	21	61
290-293	ANEMIAS	7	1	6		1			1	1	4
	RESIDUAL 294-299	4	2	2					1	2	1
290-299	DISEASES OF THE BLOOD AND BLOOD FORMING ORGANS	11	3	8		1			2	3	5
300-326	MENTAL, PSYCHONEUROTIC AND PERSONALITY DISORDERS	8	8						4	2	2
330-334	VASCULAR LESIONS AFFECTING CENTRAL NERVOUS SYSTEM	256	114	137		1			9	71	175
340	NONMENINGOCOCCAL MENINGITIS	5	2	3	2	1					2
	RESIDUAL 341-345, 350-357, 360-369, 370-389, 390-398.	19	10	9	2		3	1	2	4	7
330-398	DISEASES OF THE NERVOUS SYSTEM AND SENSE ORGANS	268	139	149	4	2	3	1	15	77	186
400-402	RHEUMATIC FEVER										
410-416	CHRONIC RHEUMATIC HEART DISEASE	32	14	18				4	6	15	7
420-422	ARTERIOSCLEROTIC AND DEGENERATIVE HEART DISEASE	1,367	765	602				1	40	375	951
430-434	OTHER DISEASES OF HEART	49	24	25		1	9	3	2	12	31
440-443	HYPERTENSION WITH HEART DISEASE	76	37	39					3	18	55
444-447	HYPERTENSION WITHOUT MENTION OF HEART	12	5	7					3	1	8
	RESIDUAL 450-454, 460-468	52	23	29					4	10	38
400-468	DISEASES OF THE CIRCULATORY SYSTEM	1,588	868	720		1		8	58	431	1,090
480-483	INFLUENZA										
490-493	PNEUMONIA	148	98	50	25	4			14	28	77
500-502	BRONCHITIS	10	8	2	1					3	6
	RESIDUAL 470-475, 510-527	24	19	5					3	5	16
470-527	DISEASES OF THE RESPIRATORY SYSTEM	182	125	57	26	4			17	36	99
540-541	ULCER OF STOMACH AND DUODENUM	12	9	3					2	2	8
550-553	APPENDICITIS	2	1	1						2	
560-561, 570	INTestinal OBSTRUCTION AND HERNIA	21	9	12	1					7	13
561, 571, 572	GASTRITIS, DUODENITIS, ENTERITIS AND COLITIS, EXCEPT DIARRHEA OF NEW BORN	20	9	11	3				1	2	14
581	CIRRHOSIS OF LIVER	79	54	25					10	55	14
	RESIDUAL 530-539, 542, 544, 545, 573-578, 580, 582-587.	35	16	19				1	5	15	14
530-587	DISEASES OF THE DIGESTIVE SYSTEM	169	98	71	4			1	18	83	63
590-594	NEPHRITIS AND NEPHROSIS	18	11	7					1	5	12
610	HYPERPLASIA OF PROSTATE	10	10							1	9
	RESIDUAL 600-609, 611-617, 620-626, 630-637	33	16	17	1		1		1	9	21
590-637	DISEASES OF THE GENITO-URINARY SYSTEM	61	37	24	1		1		2	15	42
640-689	PREGNANCY, CHILDBIRTH AND THE PUERPERIUM										
690-716	DISEASES OF THE SKIN AND CELLULAR TISSUE	6	2	4						1	2
720-749	DISEASES OF THE BONES AND ORGANS OF MOVEMENT	4	4					1			3
750-759	CONGENITAL MALFORMATIONS	30	17	13	23	3			2	2	
760-762	BIRTH INJURIES, POSTNATAL ASPHYXIA AND ATELECTASIS	17	7	10	17						
763-768	INFECTIONS OF THE NEWBORN	6	3	3	6						
769-776	OTHER DISEASES PECULIAR TO EARLY INFANCY AND IMMATURE UNQUALIFIED	53	22	31	53						
760-776	CERTAIN DISEASES OF EARLY INFANCY	76	32	44	76						
780-795	SYMPTOMS, SPONTANEOUS AND ILL DEFINED CONDITIONS	8	5	3	1				1	3	3
E810-E835	MOTOR VEHICLE ACCIDENTS	43	28	15		4	4	14	8	7	6
E900-E904	FALLS	31	21	10	1		2	1	2	6	19
	ALL OTHER ACCIDENTS	45	32	13	2	3	2	3	12	13	10
E963, E970-E979	SUICIDE	20	15	5					5	9	6
F964, E980-E983	HOMICIDE	13	10	3				2	8	2	1
E985, E986-E999	POLICE INTERVENTION										
L800-L999	ACCIDENTS, POISONINGS AND VIOLENCE	152	106	46	3	7	8	20	35	37	42

TABLE 52

DEATHS BY CAUSE GROUPS BY SEX AND AGE GROUPS

UNION CITY: 1965

INTERNATIONAL LIST NO.	CAUSE OF DEATH	TOTAL	MALE	FEMALE	AGE GROUP BY YEARS							
					-1	1-4	5-14	15-24	25-44	45-64	65+	
001-E999	ALL CAUSES	679	370	309	17	5	3	10	25	204	415	
001-008	TUBERCULOSIS OF RESPIRATORY SYSTEM	5	4	1						3	2	
010-019	TUBERCULOSIS, OTHER FORMS	1	1								1	
020-029	SYPHILIS AND ITS SEQUELAE											
040	TYPHOID FEVER											
043	CHOLERA											
045-048	DYSENTERY, ALL FORMS											
050-051	SCARLET FEVER AND STREPTOCOCCAL SORE THROAT											
055	DIPHTHERIA											
056	WHOOPIING COUGH											
057	MENINGOCOCCAL INFECTIONS											
058	PLAGUE											
080	ACUTE POLIOMYELITIS											
084	SMALLPOX											
085	MEASLES											
100-108	TYPHUS AND OTHER RICKETTSIAL DISEASES											
110-117	MALARIA											
	RESIDUAL 030-039,041,042,044,049,052-054,059-074,081-083,086-096,120-138	2	1	1							2	
001-138	INFECTIVE AND PARASITIC DISEASES	8	6	2						3	5	
140-205	MALIGNANT NEOPLASMS	141	71	70				1	8	59	77	
210-239	BENIGN AND UNSPECIFIED NEOPLASMS	3	1	2			1		1	1		
140-239	NEOPLASMS	144	72	72			1	1	9	56	77	
260	DIABETES MELLITUS	18	9	9				1	1	6	10	
	RESIDUAL 240-245,250-254,270-277,280-289	3	1	2			1			2		
240-289	ALLERGIC, ENDOCRINE SYSTEM, METABOLIC AND NUTRITIONAL DISEASES	21	10	11			1	1	1	8	10	
290-293	ANEMIAS	1	1								1	
	RESIDUAL 294-299										1	
290-299	DISEASES OF THE BLOOD AND BLOOD FORMING ORGANS	1	1								1	
300-326	MENTAL, PSYCHONEUROTIC AND PERSONALITY DISORDERS											
330-334	VASCULAR LESIONS AFFECTING CENTRAL NERVOUS SYSTEM	44	19	25				1	1	10	32	
340	NONMENINGOCOCCAL MENINGITIS											
	RESIDUAL 341-345,350-357,360-369,370-389,390-398	5	1	4						3	2	
330-398	DISEASES OF THE NERVOUS SYSTEM AND SENSE ORGANS	49	20	29				1	1	13	34	
400-402	RHEUMATIC FEVER											
410-416	CHRONIC RHEUMATIC HEART DISEASE	5	3	2				1		4		
420-422	ARTERIOSCLEROTIC AND DEGENERATIVE HEART DISEASE	292	171	121				1	4	83	204	
430-434	OTHER DISEASES OF HEART	11	6	5							11	
440-443	HYPERTENSION WITH HEART DISEASE	16	9	11					3	2	11	
444-447	HYPERTENSION WITHOUT MENTION OF HEART											
	RESIDUAL 450-456,460-468	17	6	11			1	1	1	2	12	
400-468	DISEASES OF THE CIRCULATORY SYSTEM	341	191	150			1	3	8	91	238	
480-483	INFLUENZA											
490-493	PNEUMONIA	20	10	10	3	3			1	3	10	
500-502	BRONCHITIS	2	2							1	1	
	RESIDUAL 470-475,510-527	11	8	3					1	1	9	
470-527	DISEASES OF THE RESPIRATORY SYSTEM	33	20	13	3	3			2	5	20	
540-541	ULCER OF STOMACH AND DUODENUM	4	2	2						4		
550-553	APPENDICITIS	2	1	1							2	
560,561,570	INTESTINAL OBSTRUCTION AND HERNIA	4	1	3						1	3	
563,571,572	GASTRITIS, INDDENTITIS, ENTERITIS AND COLITIS, EXCEPT DIARRHEA OF NEW BORN	2		2							2	
581	CIRRHOSIS OF LIVER	17	11	6					1	12	4	
	RESIDUAL 530-539,542,544,545,573-578,580,582-587	5	3	2						2	3	
530-587	DISEASES OF THE DIGESTIVE SYSTEM	34	18	16					1	19	14	
590-594	NEPHRITIS AND NEPHROSIS	2	1	1						1	1	
610	HYPERPLASIA OF PROSTATE	1	1								1	
	RESIDUAL 600-609,611-617,620-626,630-637	5	4	1					1		4	
590-637	DISEASES OF THE GENITO-URINARY SYSTEM	8	6	2					1	1	6	
640-689	PREGNANCY, CHILDBIRTH AND THE PUERPERIUM											
690-716	DISEASES OF THE SKIN AND CELLULAR TISSUE	1	1								1	
720-749	DISEASES OF THE BONES AND ORGANS OF MOVEMENT	1		1							1	
750-759	CONGENITAL MALFORMATIONS	9	7	2	8					1		
760-762	BIRTH INJURIES, POSTNATAL ASPHYXIA AND ATELECTASIS	4	4		4							
763-768	INFECTIONS OF THE NEWBORN	1		1	1							
769-776	OTHER DISEASES PECULIAR TO EARLY INFANCY AND IMMATURETY UNQUALIFIED	1		1	1							
760-776	CERTAIN DISEASES OF EARLY INFANCY	6	4	2	6							
780-795	SYMPTOMS, SENILITY AND ILL DEFINED CONDITIONS	1		1					1			
E810-E835	MOTOR VEHICLE ACCIDENTS	5	5				1	2	1	1		
E900-E904	FALLS	6	2	4							6	
	ALL OTHER ACCIDENTS	3	2	1								
E963,E970-E979	SUICIDE	8	5	3				3		3	2	
E964,E980-E983	HOMICIDE											
E965,E984-E999	POLICE INTERVENTION											
F800-E999	ACCIDENTS, POISONINGS AND VIOLENCE	22	14	8			1	5	1	7	8	

TABLE 53

DEATHS BY CAUSE GROUPS BY SEX AND AGE GROUPS

HUNTERDON COUNTY: 1965

INTERNATIONAL LIST NO.	CAUSE OF DEATH	TOTAL	MALE	FEMALE	AGE GROUP BY YEARS						
					-1	1-4	5-14	15-24	25-44	45-64	65 +
001-E999	ALL CAUSES	587	319	268	26		6	5	21	176	403
001-008	TUBERCULOSIS OF RESPIRATORY SYSTEM										
010-019	TUBERCULOSIS, OTHER FORMS										
020-029	SYPHILIS AND ITS SEQUELAE										
040	TYPHOID FEVER										
043	CHOLERA										
045-048	DYSENTERY, ALL FORMS										
050-051	SCARLET FEVER AND STREPTOCOCCAL SORE THROAT										
055	DIPHTHERIA										
056	WHOOPIING COUGH										
057	MENINGOCOCCAL INFECTIONS										
058	PLAGUE										
080	ACUTE POLIOMYELITIS										
084	SMALLPOX										
085	MEASLES										
100-108	TYPHUS AND OTHER RICKETTSIAL DISEASES										
110-117	MALARIA										
	RESIDUAL 030-039, 041, 042, 044, 049, 052-054, 059-074, 081-083, 086-096, 120-138.	1		1			1				
001-138	INFECTIVE AND PARASITIC DISEASES	1		1			1				
140-205	MALIGNANT NEOPLASMS	102	54	48			1		6	31	64
210-239	BENIGN AND UNSPECIFIED NEOPLASMS	1		1						1	
140-239	NEOPLASMS	103	54	49			1		6	32	64
260	DIABETES MELLITUS	6	3	3					1	1	4
	RESIDUAL 240-245, 250-254, 270-277, 280-289	2	1	1					1	1	
240-289	ALLERGIC, ENDOCRINE SYSTEM, METABOLIC AND NUTRITIONAL DISEASES	8	4	4					2	2	4
290-293	ANEMIAS	1	1								1
	RESIDUAL 294-299	1	1								1
290-299	DISEASES OF THE BLOOD AND BLOOD FORMING ORGANS	2	2								2
300-326	MENTAL, PSYCHONEUROTIC AND PERSONALITY DISORDERS										
330-334	VASCULAR LESIONS AFFECTING CENTRAL NERVOUS SYSTEM	53	25	28						5	48
340	NONMENINGOCOCCAL MENINGITIS										
	RESIDUAL 341-345, 350-357, 360-369, 370-389, 390-398.	3	2	1					1		2
330-398	DISEASES OF THE NERVOUS SYSTEM AND SENSE ORGANS	56	27	29					1	5	50
400-402	RHEUMATIC FEVER										
410-416	CHRONIC RHEUMATIC HEART DISEASE	7	3	4						4	3
420-422	ARTERIOSCLEROTIC AND DEGENERATIVE HEART DISEASE	225	121	104				1	2	48	174
430-434	OTHER DISEASES OF HEART	5	1	4			9			1	4
440-443	HYPERTENSION WITH HEART DISEASE	18	7	11						6	12
444-447	HYPERTENSION WITHOUT MENTION OF HEART	1		1						1	
	RESIDUAL 450-456, 460-468	19	10	9						2	17
400-468	DISEASES OF THE CIRCULATORY SYSTEM	275	142	133				1	2	62	210
480-483	INFLUENZA										
490-493	PNEUMONIA	26	18	8	2					3	21
500-502	BRONCHITIS	1	1								1
	RESIDUAL 470-475, 510-527	8	6	2	1					4	3
470-527	DISEASES OF THE RESPIRATORY SYSTEM	35	25	10	3					7	25
540-541	ULCER OF STOMACH AND DUODENUM	6	4	2						1	5
550-553	APPENDICITIS										
560, 561, 570	INTESTINAL OBSTRUCTION AND HERNIA	4	4								4
563, 571, 572	GASTRITIS, DUODENITIS, ENTERITIS AND COLITIS, EXCEPT DIARRHEA OF NEW BORN	1		1							1
581	CIRRHOSIS OF LIVER	6	1	5						4	2
	RESIDUAL 530-539, 542, 544, 545, 573-578, 580, 582-587.	8	4	4						1	7
530-587	DISEASES OF THE DIGESTIVE SYSTEM	25	13	12						6	19
590-594	NEPHRITIS AND NEPHROSIS	1	1						1		
610	HYPERPLASIA OF PROSTATE	3	3								3
	RESIDUAL 600-609, 611-617, 620-626, 630-637	9	4	5						2	7
590-637	DISEASES OF THE GENITO-URINARY SYSTEM	13	8	5					1	2	10
640-689	PREGNANCY, CHILDBIRTH AND THE PUERPERIUM										
690-716	DISEASES OF THE SKIN AND CELLULAR TISSUE										
720-749	DISEASES OF THE BONES AND ORGANS OF MOVEMENT										
750-759	CONGENITAL MALFORMATIONS	2	2		2						
760-762	BIRTH INJURIES, POSTNATAL ASPHYXIA AND ATELECTASIS	8	3	5	8						
763-768	INFECTIONS OF THE NEWBORN										
769-776	OTHER DISEASES PECULIAR TO EARLY INFANCY AND IMMATURETY UNQUALIFIED	13	7	6	13						
760-776	CERTAIN DISEASES OF EARLY INFANCY	21	10	11	21						
780-795	SYMPTOMS, SENILITY AND ILL DEFINED CONDITIONS	1		1							1
E810-E835	MOTOR VEHICLE ACCIDENTS	19	10	9			2	4	2	7	4
E900-E904	FALLS	12	8	4						1	11
	ALL OTHER ACCIDENTS	8	8				2		5		1
E963, E970-E979	SUICIDE	5	5						2	1	2
E964, E980-E983	HOMICIDE	1	1								1
E965, E984-E999	POLICE INTERVENTION										
E800-E999	ACCIDENTS, POISONINGS AND VIOLENCE	45	32	13			4	4	9	9	19

TABLE 54

DEATHS BY CAUSE GROUPS BY SEX AND AGE GROUPS

MERCER COUNTY: 1965

INTERNATIONAL LIST NO.	CAUSE OF DEATH	TOTAL	MALE	FEMALE	AGE GROUP BY YEARS								
					-1	1-4	5-14	15-24	25-44	45-64	65+		
001-E999	ALL CAUSES	2,689	1,632	1,257	122	20	16	41	189	722	1,279		
001-004	TUBERCULOSIS OF RESPIRATORY SYSTEM	13	11	2					5	3	5		
010-019	TUBERCULOSIS, OTHER FORMS	1		1				1					
020-029	SYPHILIS AND ITS SEQUELAE	2	2							1	1		
040	TYPHOID FEVER												
043	CHOLERA												
045-048	DYSENTERY, ALL FORMS												
050-051	SCARLET FEVER AND STREPTOCOCCAL SORE THROAT												
055	DIPHTHERIA												
056	WHOOPING COUGH												
057	MENINGOCOCCAL INFECTIONS												
058	PLAGUE												
060	ACUTE POLIOMYELITIS												
064	SMALLPOX												
065	MEASLES												
100-108	TYPHUS AND OTHER RICKETTSIAL DISEASES												
110-117	MALARIA												
	RESIDUAL 030-039, 041, 042, 044, 049, 052-054, 059-074, 081-083, 088-096, 120-138.	7	6	1			3		2		2		
001-138	INFECTIVE AND PARASITIC DISEASES	23	19	4			3	1	7	4	8		
140-205	MALIGNANT NEOPLASMS	493	273	220			2	2	3	39	186	261	
210-239	BENIGN AND UNSPECIFIED NEOPLASMS	7	4	3				1		1	2	3	
140-239	NEOPLASMS	500	277	223			2	3	3	40	188	264	
240	DIABETES MELLITUS	43	21	22							8	35	
	RESIDUAL 240-245, 250-254, 270-277, 280-289	11	2	9			1				8	7	
240-289	ALLERGIC, ENDOCRINE SYSTEM, METABOLIC AND NUTRITIONAL DISEASES	54	23	31			1				16	37	
290-293	ANEMIAS	6	3	3					1			3	
	RESIDUAL 294-299	4	3	1							3	1	
290-299	DISEASES OF THE BLOOD AND BLOOD FORMING ORGANS	8	6	2					1		3	4	
300-326	MENTAL, PSYCHONEUROTIC AND PERSONALITY DISORDERS	3	2	1					1			2	
330-334	VASCULAR LESIONS AFFECTING CENTRAL NERVOUS SYSTEM	270	128	142					1	6	39	224	
340	NONMENINGOCOCCAL MENINGITIS	4	3	1			1	1		1	1		
	RESIDUAL 341-345, 350-357, 360-369, 370-389, 390-398.	15	9	6			1		2	5	5	2	
330-398	DISEASES OF THE NERVOUS SYSTEM AND SENSE ORGANS	292	142	150			1	1	1	3	13	45	228
400-402	RHEUMATIC FEVER												
410-416	CHRONIC RHEUMATIC HEART DISEASE	24	6	18						3	13	8	
420-422	ARTERIOSCLEROTIC AND DEGENERATIVE HEART DISEASE	1,107	654	453			1			38	275	793	
430-434	OTHER DISEASES OF HEART	17	9	8						1	5	11	
440-443	HYPERTENSION WITH HEART DISEASE	110	47	63						5	23	82	
444-447	HYPERTENSION WITHOUT MENTION OF HEART	24	12	12						2	4	18	
	RESIDUAL 450-456, 460-468	108	47	61						2	16	90	
400-468	DISEASES OF THE CIRCULATORY SYSTEM	1,390	775	615			1			51	336	1,002	
480-483	INFLUENZA	1		1								1	
490-493	PNEUMONIA	123	74	49	9	2	1	1	12	21	77		
500-502	BRONCHITIS	8	8								2	6	
	RESIDUAL 470-475, 510-527	53	42	11			1		2	16	34		
470-527	DISEASES OF THE RESPIRATORY SYSTEM	185	124	61	9	3	1	1	14	39	118		
540-541	ULCER OF STOMACH AND DUODENUM	21	17	4							9	12	
550-553	APPENDICITIS	3	2	1								3	
560,561,570	INTESTINAL OBSTRUCTION AND HERNIA	13	5	8	2				2	3	6		
563,571,572	GASTRITIS, DUODENITIS, ENTERITIS AND COLITIS, EXCEPT DIARRHEA OF NEW BORN	5	3	2			1		1	1	1	2	
581	CIRRHOSIS OF LIVER	62	45	17						13	28	21	
	RESIDUAL 530-539, 542, 544, 545, 573-578, 580, 582-587.	25	15	10					4	7	14		
530-587	DISEASES OF THE DIGESTIVE SYSTEM	129	87	42	2	1			20	48	58		
590-594	NEPHRITIS AND NEPHROSIS	25	17	8					4	7	14		
610	HYPERPLASIA OF PROSTATE	1	1								1		
	RESIDUAL 600-609, 611-617, 620-626, 630-637	15	5	10					2	4	9		
590-637	DISEASES OF THE GENITO-URINARY SYSTEM	41	23	18					6	12	23		
640-689	PREGNANCY, CHILDBIRTH AND THE PUERPERIUM	3	3					1	2				
690-716	DISEASES OF THE SKIN AND CELLULAR TISSUE	2		2								2	
720-749	DISEASES OF THE BONES AND ORGANS OF MOVEMENT	4	2	2				1	1	1	1		
750-759	CONGENITAL MALFORMATIONS	28	13	15	20	2	1	2	2	1			
760-762	BIRTH INJURIES, POSTNATAL ASPHYXIA AND ATELECTASIS	30	16	14	30								
763-768	INFECTIONS OF THE NEWBORN	3	2	1	3								
769-776	OTHER DISEASES PECULIAR TO EARLY INFANCY AND IMMATUREITY UNQUALIFIED	45	20	25	45								
760-776	CERTAIN DISEASES OF EARLY INFANCY	78	38	40	78								
780-795	SYMPTOMS, SENILITY AND ILL DEFINED CONDITIONS	9	2	7					1	1		7	
ER10-E835	MOTOR VEHICLE ACCIDENTS	60	38	12	1	1	5	15	14	7	7		
E900-E904	FALLS	19	10	9				1		3	4	11	
	ALL OTHER ACCIDENTS	53	40	13	10	6	4	8	10	10	5		
E963, E970-E979	SUICIDE	14	7	7				3	2	6	3		
E964, E980-E983	HOMICIDE	6	5	1				1	2	2	1		
E965, E984-E990	POLICE INTERVENTION	1	1					1					
ER00-E999	ACCIDENTS, POISONINGS AND VIOLENCE	143	101	42	11	7	10	28	31	29	27		

TABLE 55

DEATHS BY CAUSE GROUPS BY SEX AND AGE GROUPS HAMILTON TOWNSHIP: 1965

INTERNATIONAL LIST NO.	CAUSE OF DEATH	TOTAL	MALE	FFEMALE	AGE GROUP BY YEARS						
					-1	1-4	5-14	15-24	25-44	45-64	65+
001-E999	ALL CAUSES	632	341	291	23	6	3	8	34	160	398
001-004	TUBERCULOSIS OF RESPIRATORY SYSTEM	3	3						1	1	1
010-019	TUBERCULOSIS, OTHER FORMS										
020-029	SYPHILIS AND ITS SEQUELAE										
040	TYPHOID FEVER										
043	CHIFFERA										
045-048	DYSENTERY, ALL FORMS										
050-051	SCARLET FEVER AND STREPTOCOCCAL SORE THROAT										
055	DIPHTHERIA										
056	WHOOPING COUGH										
057	MENINGOCOCCAL INFECTIONS										
058	PLAGUE										
080	ACUTE POLIOMYELITIS										
084	SMALLPOX										
085	MEASLES										
100-108	TYPHUS AND OTHER RICKETTSIAL DISEASES										
110-117	MALARIA										
	RESIDUAL 030-039,041,042,044,049,052-054,059-074,081-083,086-096,120-138.										
001-138	INFECTIVE AND PARASITIC DISEASES	3	3						1	1	1
140-205	MALIGNANT NEOPLASMS	116	60	56		1	1		8	55	51
210-239	BENIGN AND UNSPECIFIED NEOPLASMS										
140-239	NEOPLASMS	116	60	56		1	1		8	55	51
240	DIABETES MELLITUS	12	5	7						1	11
	RESIDUAL 240-245,250-254,270-277,280-289	1		1						1	
240-289	ALLERGIC, ENDOCRINE SYSTEM, METABOLIC AND NUTRITIONAL DISEASES	13	5	8						2	11
290-293	ANEMIAS										
	RESIDUAL 294-299	2	2							2	
290-299	DISEASES OF THE BLOOD AND BLOOD FORMING ORGANS	2	2							2	
300-326	MENTAL, PSYCHONEUROTIC AND PERSONALITY DISORDERS										
330-334	VASCULAR LESIONS AFFECTING CENTRAL NERVOUS SYSTEM	59	24	35						3	53
340	NONMENINGOCOCCAL MENINGITIS	1		1		1					
	RESIDUAL 341-345,350-357,360-369,370-389,390-398.	3	2	1						2	1
330-398	DISEASES OF THE NERVOUS SYSTEM AND SENSE ORGANS	63	26	37		1				3	54
400-407	RHEUMATIC FEVER										
410-416	CHRONIC RHEUMATIC HEART DISEASE	5	1	4					1	3	1
420-422	ARTERIOSCLEROTIC AND DEGENERATIVE HEART DISEASE	260	145	115						12	188
430-434	OTHER DISEASES OF HEART	3	2	1						1	2
440-443	HYPERTENSION WITH HEART DISEASE	21	13	8						5	16
444-447	HYPERTENSION WITHOUT MENTION OF HEART	2	1	1						1	1
	RESIDUAL 450-456,460-468	19	11	8						2	17
400-468	DISEASES OF THE CIRCULATORY SYSTEM	310	173	137						13	225
480-483	INFLUENZA										
490-493	PNEUMONIA	25	14	7			1	1	2	2	19
500-502	BRONCHITIS	3	3							1	2
	RESIDUAL 470-475,510-527	8	7	1						1	7
470-527	DISEASES OF THE RESPIRATORY SYSTEM	36	28	8			1	1	2	4	28
540-541	ULCER OF STOMACH AND DUODENUM	6	5	1						2	4
550-553	APPENDICITIS										
560,561,570	INTESTINAL OBSTRUCTION AND HERNIA	2		2	1						1
543,571,572	GASTRITIS,DUODENITIS, ENTERITIS AND COLITIS, EXCEPT DIARRHEA OF NEW BORN	1	1								1
581	CIRRHOSIS OF LIVER	9	7	2						7	2
	RESIDUAL 530-539,542,544,545,573-578,580,582-587.	6	2	4						1	5
530-587	DISEASES OF THE DIGESTIVE SYSTEM	24	14	10	1					10	13
590-594	NEPHRITIS AND NEPHROSIS	5	3	2						2	3
610	HYPERPLASIA OF PROSTATE										
	RESIDUAL 600-609,611-617,620-626,630-637	2		2						1	1
590-637	DISEASES OF THE GENITO-URINARY SYSTEM	7	3	4						2	4
640-689	PREGNANCY, CHILDBIRTH AND THE PUERPERIUM	1		1						1	
690-716	DISEASES OF THE SKIN AND CELLULAR TISSUE	2		2							2
720-749	DISEASES OF THE BONES AND ORGANS OF MOVEMENT	1	1							1	
750-759	CONGENITAL MALFORMATIONS	10	5	5	7	1		1	1		
760-762	BIRTH INJURIES, POSTNATAL ASPHYXIA AND ATELECTASIS	3	1	2	3						
763-768	INFECTIONS OF THE NEWBORN	1		1	1						
769-776	OTHER DISEASES PECULIAR TO EARLY INFANCY AND IMMATURETY UNQUALIFIED	9	4	5	9						
760-776	CERTAIN DISEASES OF EARLY INFANCY	13	5	8	13						
780-795	SYMPTOMS,SENILITY AND ILL DEFINED CONDITIONS										
E810-E835	MOTOR VEHICLE ACCIDENTS	14	8	6		1	1	4	2	2	4
E900-E904	FALLS	3		3							3
	ALL OTHER ACCIDENTS	11	6	5	2	2			1	3	2
E963,E970-E979	SUICIDE	2	1	1					1		1
E984,E980-E983	HOMICIDE	1	1								1
E985,E984-E999	POLICE INTERVENTION										
E900-E999	ACCIDENTS, POISONINGS AND VIOLENCE	31	16	15	2	3	1	6	3	7	9

INTERNATIONAL LIST NO.	CAUSE OF DEATH	TOTAL	MALE	FEMALE	AGE GROUP BY YEARS						
					-1	1-4	5-14	15-24	25-44	45-64	65+
001-E999	ALL CAUSES	1,474	830	644	73	8	8	21	111	370	883
001-008	TUBERCULOSIS OF RESPIRATORY SYSTEM	9	7	2					3	2	4
010-019	TUBERCULOSIS, OTHER FORMS	1		1							
020-029	SYPHILIS AND ITS SEQUELAE	2	2					1			1
040	TYPHOID FEVER										
043	CHOLERA										
045-048	DYSENTERY, ALL FORMS										
050-051	SCARLET FEVER AND STREPTOCOCCAL SORE THROAT										
055	DIPHTHERIA										
056	WHOOPING COUGH										
057	MENINGOCOCCAL INFECTIONS										
058	PLAGUE										
080	ACUTE POLIOMYELITIS										
084	SMALLPOX										
085	MEASLES										
100-108	TYPHUS AND OTHER RICKETTSIAL DISEASES										
110-117	MALARIA										
	RESIDUAL 030-039,041,042,044,049,052-054,059-074,081-083,086-096,120-138.	6	5	1		3			2		1
001-138	INFECTIVE AND PARASITIC DISEASES	18	14	4		3		1	5	3	6
140-205	MALIGNANT NEOPLASMS	248	131	117				1	17	90	139
210-239	BENIGN AND UNSPECIFIED NEOPLASMS	4	3	1					1	1	2
140-239	NEOPLASMS	252	134	118				1	18	91	141
260	DIABETES MELLITUS	21	12	9						6	15
	RESIDUAL 240-245,250-254,270-277,280-289	8	2	6	1					5	2
240-289	ALLERGIC, ENDOCRINE SYSTEM, METABOLIC AND NUTRITIONAL DISEASES	29	14	15	1					11	17
290-293	ANEMIAS	3	2	1					1		2
	RESIDUAL 294-299	2	1	1						1	1
290-299	DISEASES OF THE BLOOD AND BLOOD FORMING ORGANS	5	3	2					1	1	3
300-326	MENTAL, PSYCHONEUROTIC AND PERSONALITY DISORDERS	2	1	1							2
330-334	VASCULAR LESIONS AFFECTING CENTRAL NERVOUS SYSTEM	150	77	73				1	3	29	117
340	NONMENINGOCOCCAL MENINGITIS	3	3					1	1	1	1
	RESIDUAL 341-345,350-357,360-369,370-389,390-398.	5	2	3	1				3	1	
330-398	DISEASES OF THE NERVOUS SYSTEM AND SENSE ORGANS	160	83	77	1		1	1	7	31	119
400-402	RHEUMATIC FEVER										
410-416	CHRONIC RHEUMATIC HEART DISEASE	11	3	8					2	6	3
420-422	ARTERIOSCLEROTIC AND DEGENERATIVE HEART DISEASE	510	302	208					20	126	364
430-434	OTHER DISEASES OF HEART	8	5	3						2	6
440-443	HYPERTENSION WITH HEART DISEASE	64	27	37					5	14	45
444-447	HYPERTENSION WITHOUT MENTION OF HEART	18	8	10					2	3	13
	RESIDUAL 450-456,460-468	55	22	33					1	10	44
400-468	DISEASES OF THE CIRCULATORY SYSTEM	666	367	299					30	161	476
480-483	INFLUENZA	1		1							1
490-493	PNEUMONIA	73	43	30	8	1			9	14	41
500-502	BRONCHITIS	1	1								1
	RESIDUAL 470-475,510-527	32	26	6		1			1	11	19
470-527	DISEASES OF THE RESPIRATORY SYSTEM	107	70	37	8	2			10	25	62
540-541	ULCER OF STOMACH AND DUODENUM	13	10	3						6	7
550-553	APPENDICITIS	1	1								1
560,561,570	INTESTINAL OBSTRUCTION AND HERNIA	8	4	4	1				2	1	4
563,571,572	GASTRITIS, DUODENITIS, ENTERITIS AND COLITIS, EXCEPT DIARRHEA OF NEW BORN	4	3	1		1			1	1	1
581	CIRRHOSIS OF LIVER	35	26	9					7	15	13
	RESIDUAL 530-539,542,544,545,573-578,580,582-587.	14	9	5					4	3	7
530-587	DISEASES OF THE DIGESTIVE SYSTEM	75	53	22	1	1			14	26	33
590-594	NEPHRITIS AND NEPHROSIS	14	8	6					2	5	7
610	HYPERPLASIA OF PROSTATE										
	RESIDUAL 600-609,611-617,620-626,630-637	10	4	6					2	1	7
590-637	DISEASES OF THE GENITO-URINARY SYSTEM	24	12	12					4	6	14
640-689	PREGNANCY, CHILDBIRTH AND THE PUERPERIUM	2		2				1	1		
690-716	DISEASES OF THE SKIN AND CELLULAR TISSUE										
720-749	DISEASES OF THE BONES AND ORGANS OF MOVEMENT	2		2					1	1	
750-759	CONGENITAL MALFORMATIONS	9	3	6	7	1				1	
760-762	BIRTH INJURIES, POSTNATAL ASPHYXIA AND ATLECTASIS	18	8	10	18						
763-768	INFECTIONS OF THE NEWBORN	2	2		2						
769-776	OTHER DISEASES PECULIAR TO EARLY INFANCY AND IMMATURETY (UNQUALIFIED)	31	12	19	31						
760-776	CERTAIN DISEASES OF EARLY INFANCY	51	22	29	51						
780-795	SYMPTOMS, SENILITY AND ILL DEFINED CONDITIONS	5	2	3					1	1	3
E810-E835	MOTOR VEHICLE ACCIDENTS	21	18	3			3	6	8	2	2
E900-E904	FALLS	13	9	4			1		2	4	6
	ALL OTHER ACCIDENTS	25	21	4	4	1	2	6	6	5	1
E963,E970-E979	SUICIDE	6	2	4				2	1	3	
E984,E980-E983	HOMICIDE	4	3	1				1	2	1	1
E985,E984-E999	POLICE INTERVENTION										
E800-E999	ACCIDENTS, POISONINGS AND VIOLENCE	69	53	16	4	1	6	15	19	14	10

TABLE 57

DEATHS BY CAUSE GROUPS BY SEX AND AGE GROUPS MIDDLESEX COUNTY: 1965

INTERNATIONAL LIST NO.	CAUSE OF DEATH	TOTAL	MALE	FEMALE	AGE GROUP BY YEARS						
					-1	1-4	5-14	15-24	25-44	45-64	65 +
001-E999	ALL CAUSES	3,696	2,105	1,591	189	35	30	56	280	982	2,124
001-008	TUBERCULOSIS OF RESPIRATORY SYSTEM	16	9	7					2	7	7
010-019	TUBERCULOSIS, OTHER FORMS										
020-029	SYPHILIS AND ITS SEQUELAE	1	1								1
040	TYPHOID FEVER										
043	CHOLERA										
045-048	DYSENTERY, ALL FORMS	1	1					1			
050-051	SCARLET FEVER AND STREPTOCOCCAL SORE THROAT	2	1	1					1		1
055	DIPHTHERIA										
056	WHOOPING COUGH										
057	MENINGOCOCCAL INFECTIONS										
058	PLAGUE										
080	ACUTE POLIOMYELITIS										
084	SMALLPOX										
085	MEASLES										
100-108	TYPHUS AND OTHER RICKETTSIAL DISEASES										
110-117	MALARIA										
	RESIDUAL 030-039,041,042,044,049,052-054,059-074,081-083,086-096,120-138.	9	4	5	1			1	3		4
001-138	INFECTIVE AND PARASITIC DISEASES	29	16	13	1			2	6	7	13
140-205	MALIGNANT NEOPLASMS	720	393	327		7	8	4	73	261	367
210-239	BENIGN AND UNSPECIFIED NEOPLASMS	12	8	4		1		1	1	5	4
140-239	NEOPLASMS	732	401	331		8	8	5	74	266	371
260	DIABETES MELLITUS	83	33	50							
	RESIDUAL 240-245,250-254,270-277,280-289	17	13	4			1			9	7
240-249	ALLERGIC, ENDOCRINE SYSTEM, METABOLIC AND NUTRITIONAL DISEASES	100	46	54			1	1	3	30	65
290-293	ANEMIAS	7	4	3	1						6
	RESIDUAL 294-299	6	4	2	1	1		1	2	1	
290-299	DISEASES OF THE BLOOD AND BLOOD FORMING ORGANS	13	8	5	2	1		1	2	1	6
300-326	MENTAL, PSYCHONEUROTIC AND PERSONALITY DISORDERS	7	7					1	2	3	1
330-334	VASCULAR LESIONS AFFECTING CENTRAL NERVOUS SYSTEM	329	155	174				1	11	51	266
340	NONMENINGOCOCCAL MENINGITIS	5	3	2	1			1			3
	RESIDUAL 341-345,350-357,360-369,370-389,390-398.	23	9	14			1	1	6	6	9
330-398	DISEASES OF THE NERVOUS SYSTEM AND SENSE ORGANS	364	174	190	1		1	4	19	60	279
400-402	RHEUMATIC FEVER	2	1	1					1	1	
410-416	CHRONIC RHEUMATIC HEART DISEASE	57	20	37					9	34	14
420-422	ARTERIOSCLEROTIC AND DEGENERATIVE HEART DISEASE	1,328	792	536				2	54	358	914
430-434	OTHER DISEASES OF HEART	40	21	19					1	13	26
440-443	HYPERTENSION WITH HEART DISEASE	97	32	65					1	19	77
444-447	HYPERTENSION WITHOUT MENTION OF HEART	21	15	6					1	6	14
	RESIDUAL 450-456,460-468	88	41	47					1	12	75
400-468	DISEASES OF THE CIRCULATORY SYSTEM	1,633	922	711				2	68	443	1,120
480-483	INFLUENZA										
490-493	PNEUMONIA	118	69	49	16	5	3	2	11	17	64
500-502	BRONCHITIS	23	19	4	1					7	15
	RESIDUAL 470-475,510-527	53	40	13	1	1			1	16	32
470-527	DISEASES OF THE RESPIRATORY SYSTEM	194	128	66	18	6	3	2	12	42	111
540-541	ULCER OF STOMACH AND DUODENUM	28	21	7					2	14	12
550-553	APPENDICITIS	5	4	1					1	1	3
560,561,570	INTESTINAL OBSTRUCTION AND HERNIA	27	13	14	2	2			1	9	13
543,571,572	GASTRITIS,DUODENITIS, ENTERITIS AND COLITIS, EXCEPT DIARRHEA OF NEW BORN	16	5	11	2	1		1	1		11
581	CIRRHOSIS OF LIVER	70	52	18					14	37	19
	RESIDUAL 530-539,542,544,545,573-578,580,582-587.	32	15	17					6	9	17
530-587	DISEASES OF THE DIGESTIVE SYSTEM	178	110	68	4	3		1	25	70	75
590-594	NEPHRITIS AND NEPHROSIS	13	6	7				1	2	3	7
610	HYPERPLASIA OF PROSTATE	9	9								9
	RESIDUAL 600-609,611-617,620-626,630-637	30	16	14			1	3	4	5	17
590-637	DISEASES OF THE GENITO-URINARY SYSTEM	52	31	21			1	4	6	8	33
640-689	PREGNANCY, CHILDBIRTH AND THE PUERPERIUM	3	3	3					2	1	
690-716	DISEASES OF THE SKIN AND CELLULAR TISSUE	4	1	3			1				3
720-749	DISEASES OF THE BONES AND ORGANS OF MOVEMENT	7	2	5	2	1				3	1
750-759	CONGENITAL MALFORMATIONS	45	25	20	30	6	2	3	2	1	1
760-762	BIRTH INJURIES, POSTNATAL ASPHYXIA AND ATELECTASIS	42	30	12	42						
763-768	INFECTIONS OF THE NEWBORN	12	7	5	12						
769-776	OTHER DISEASES PECULIAR TO EARLY INFANCY AND IMMATURETY UNQUALIFIED	71	47	24	71						
760-776	CERTAIN DISEASES OF EARLY INFANCY	125	84	41	125						
780-795	SYMPTOMS,SENILITY AND ILL DEFINED CONDITIONS	9	4	5	2					3	4
E810-E835	MOTOR VEHICLE ACCIDENTS	75	54	21		2	4	20	23	15	11
E900-E904	FALLS	27	19	8					2	8	17
	ALL OTHER ACCIDENTS	41	35	6	3	8	6	5	13	4	2
E963,E970-E979	SUICIDE	52	37	15			2	2	20	17	11
E964,E980-E983	HOMICIDE	13	8	5	1		1	2	4	4	1
E965,E984-E999	POLICE INTERVENTION										
E900-E999	ACCIDENTS, POISONINGS AND VIOLENCE	208	153	55	4	10	13	29	62	48	42

INTERNATIONAL LIST NO.	CAUSE OF DEATH	TOTAL	MALE	FEMALE	AGE GROUP BY YEARS							
					-1	1-4	5-14	15-24	25-44	45-64	65+	
001-1999	ALL CAUSES	586	324	261	37	5	4	15	51	170	304	
001-008	TUBERCULOSIS OF RESPIRATORY SYSTEM	4	1	3							3	
010-019	TUBERCULOSIS, OTHER FORMS											
020-029	SYPHILIS AND ITS SEQUELAE											
040	TYPHOID FEVER											
043	CHOLERA											
045-048	DYSENTERY, ALL FORMS	1	1					1				
050-051	SCARLET FEVER AND STRPTOCOCCAL SORE THROAT	1		1								
055	DIPHTHERIA								1			
056	WHOPPING COUGH											
057	MENINGOCOCCAL INFECTIONS											
058	PLAGUE											
080	ACUTE POLIOMYELITIS											
084	SMALLPOX											
085	MEASLES											
100-108	TYPHUS AND OTHER RICKETTSIAL DISEASES											
110-117	MALARIA											
	RESIDUAL 030-039,041,042,044,049,052-054,059-074,081-083,086-096,120-138.	1	1						1			
001-138	INFECTIVE AND PARASITIC DISEASES	7	3	4					2	1	3	
140-205	MALIGNANT NEOPLASMS	137	76	61		2	2		2	15	50	
210-239	NEOPLASMS AND UNSPECIFIED NEOPLASMS	2	1	1							1	
140-239	NEOPLASMS	139	77	62					1			
240	DIABETES MELLITUS	8	4	4								
	RESIDUAL 240-245,250-254,270-277,280-289	4	3	1				1			2	
240-289	ALLERGIC, ENDOCRINE SYSTEM, METABOLIC AND NUTRITIONAL DISEASES	12	7	5				1			4	
290-293	ANEMIAS	1		1	1							
	RESIDUAL 294-299											
290-299	DISEASES OF THE BLOOD AND BLOOD FORMING ORGANS	1		1	1							
300-326	MENTAL, PSYCHONEUROTIC AND PERSONALITY DISORDERS	2	2							1	1	
330-334	VASCULAR LESIONS AFFECTING CENTRAL NERVOUS SYSTEM	38	14	24						1	9	
340	NONMENINGOCOCCAL MENINGITIS											
	RESIDUAL 341-345,350-357,360-369,370-389,390-398.	4	4					1	2		1	
330-398	DISEASES OF THE NERVOUS SYSTEM AND SENSE ORGANS	44	16	28				1	4	10	29	
400-402	RHEUMATIC FEVER	1	1									
410-416	CHRONIC RHEUMATIC HEART DISEASE	8	1	7								
420-422	ARTERIOSCLEROTIC AND DEGENERATIVE HEART DISEASE	201	116	85						14	57	
430-434	OTHER DISEASES OF HEART	5	3	2								
440-443	HYPERTENSION WITH HEART DISEASE	17	5	12							5	
444-447	HYPERTENSION WITHOUT MENTION OF HEART	2		2							1	
	RESIDUAL 450-456,460-468	17	9	8						1	3	
400-468	DISEASES OF THE CIRCULATORY SYSTEM	251	135	116						16	76	
440-483	INFLUENZA											
490-493	PNEUMONIA	23	11	12	3	2		1	3	2	12	
500-502	BRONCHITIS	3	1	2	1						2	
	RESIDUAL 470-475,510-527	10	8	2							2	
470-527	DISEASES OF THE RESPIRATORY SYSTEM	36	20	16	4	2		1	3	9	17	
540-541	ULCER OF STOMACH AND DUODENUM	4	2	2							1	
550-553	APPENDICITIS	2	1	1							1	
560,561,570	INTESTINAL OBSTRUCTION AND HERNIA	3	2	1	1						1	
563,571,572	GASTRITIS, GASTROENTERITIS, ENTERITIS AND COLITIS, EXCEPT DIARRHEA OF NEW BORN	4	1	3	1			1			2	
581	CIRRHOSIS OF LIVER	13	9	4					3	9	1	
	RESIDUAL 530-539,542,544,545,573-578,580,582-587.	2	1	1					1		1	
530-587	DISEASES OF THE DIGESTIVE SYSTEM	28	16	12	2			1	4	11	10	
590-594	NEPHRITIS AND NEPHROSIS	3	2	1							2	
610	HYPERPLASIA OF PROSTATE								1			
	RESIDUAL 600-609,611-617,620-626,630-637	8	5	3			1		1	2	4	
590-637	DISEASES OF THE GENITO-URINARY SYSTEM	11	7	4				1	2	2	6	
640-649	PREGNANCY, CHILDBIRTH AND THE PERIPERIUM	1		1								
690-716	DISEASES OF THE SKIN AND CELLULAR TISSUE								1			
720-749	DISEASES OF THE BONES AND ORGANS OF MOVEMENT											
750-759	CONGENITAL MALFORMATIONS	9	6	3	8	1						
760-762	BIRTH INJURIES, POSTNATAL ASPHYXIA AND ATELECTASIS	7	5	2	7							
763-768	INFECTIONS OF THE NEWBORN	1	1		1							
769-776	OTHER DISEASES PECULIAR TO EARLY INFANCY AND IMMATURE UNQUALIFIED	13	9	4	13							
760-776	CERTAIN DISEASES OF EARLY INFANCY	21	15	6	21							
780-795	SYMPTOMS, SENILITY AND ILL DEFINED CONDITIONS	1		1							1	
810-835	MOTOR VEHICLE ACCIDENTS	10	7	3					5	2	2	
E900-E904	FALLS	6	6								1	
	ALL OTHER ACCIDENTS	2	2		1					1	5	
E963,E970-E979	SUICIDE	6	5	1						3	2	
E964,E980-E983	HOMICIDE	1	1					1			1	
E985,E986-E999	POLICE INTERVENTION											
E800-E999	ACCIDENTS, POISONINGS AND VIOLENCE	25	21	4	1			6	6	5	7	

TABLE 59

DEATHS BY CAUSE GROUPS BY SEX AND AGE GROUPS MONMOUTH COUNTY: 1965

INTERNATIONAL LIST NO.	CAUSE OF DEATH	TOTAL	MALE	FEMALE	AGE GROUP BY YEARS							
					-1	1-4	5-14	15-24	25-44	45-64	65+	
001-999	ALL CAUSES	3,906	2,135	1,771	184	21	20	45	198	932	2,506	
001-008	TUBERCULOSIS OF RESPIRATORY SYSTEM	12	9	3					3	4	5	
010-019	TUBERCULOSIS, OTHER FORMS	2	1	1							2	
020-029	SYPHILIS AND ITS SEQUELAE	2	2								2	
040	TYPHOID FEVER											
043	CHOLERA											
045-048	DYSENTERY, ALL FORMS	3		3						1	2	
050-051	SCARLET FEVER AND STREPTOCOCCAL SORE THROAT											
055	DIPHTHERIA											
056	WHOOPING COUGH											
057	MENINGOCOCCAL INFECTIONS	3	3		1	1				1		
058	PLAGUE											
080	ACUTE POLIOMYELITIS											
084	SMALLPOX											
085	MEASLES											
100-109	TYPHUS AND OTHER RICKETTSIAL DISEASES											
110-117	MALARIA											
	RESIDUAL 030-039,041,042,044,049,052-054,059-074,081-083,086-096,120-138.	9	5	4		1				7	1	
001-138	INFECTIVE AND PARASITIC DISEASES	31	20	11	1	2			3	13	12	
140-205	MALIGNANT NEOPLASMS	740	398	342			3	5	55	237	440	
210-239	BENIGN AND UNSPECIFIED NEOPLASMS	9	4	5					1	3	5	
140-239	NEOPLASMS	749	402	347			3	5	56	240	445	
240	DIABETES MELLITUS	63	31	32					6	11	46	
	RESIDUAL 240-245,250-254,270-277,280-289	30	14	16	1	2	2		2	10	13	
240-249	ALLERGIC, ENDOCRINE SYSTEM, METABOLIC AND NUTRITIONAL DISEASES	93	45	48	1	2	2		8	21	59	
290-293	ANEMIAS	4		4						2	2	
	RESIDUAL 294-299	4	3	1					1	2	1	
290-299	DISEASES OF THE BLOOD AND BLOOD FORMING ORGANS	8	3	5					1	4	3	
300-326	MENTAL, PSYCHONEUROTIC AND PERSONALITY DISORDERS	14	10	4			1		2	8	3	
330-334	VASCULAR LESIONS AFFECTING CENTRAL NERVOUS SYSTEM	337	139	198					14	47	276	
340	NONMENINGOCOCCAL MENINGITIS	4	2	2	2	2						
	RESIDUAL 341-345,350-357,360-369,370-389,390-398.	26	12	14		2		4	3	8	9	
330-398	DISEASES OF THE NERVOUS SYSTEM AND SENSE ORGANS	381	163	218	2	4	1	4	19	63	288	
400-402	RHEUMATIC FEVER	1	1							1		
410-416	CHRONIC RHEUMATIC HEART DISEASE	39	18	21				9	5	22	12	
420-422	ARTERIOSCLEROTIC AND DEGENERATIVE HEART DISEASE	1,486	845	641					32	347	1,107	
430-434	OTHER DISEASES OF HEART	46	22	24	4				2	8	32	
440-443	HYPERTENSION WITH HEART DISEASE	117	48	69					1	30	86	
444-447	HYPERTENSION WITHOUT MENTION OF HEART	35	19	16					2	5	28	
	RESIDUAL 450-456,460-468	161	86	75		1		1	3	15	141	
400-468	DISEASES OF THE CIRCULATORY SYSTEM	1,885	1,039	846	4	1		1	45	428	1,406	
490-493	INFLUENZA	7	5	2	4	1						
490-493	PNEUMONIA	114	74	40	20		2	2	3	21	66	
500-502	BRONCHITIS	6	4	2	1	1				1	3	
	RESIDUAL 470-475,510-527	56	43	13	2		1			10	43	
470-527	DISEASES OF THE RESPIRATORY SYSTEM	183	126	57	27	2	3	2	3	34	112	
540-541	ULCER OF STOMACH AND DUODENUM	21	19	2						7	14	
550-553	APPENDICITIS	2	1	1						1	1	
560,561,570	INTESTINAL OBSTRUCTION AND HERNIA	22	8	14	2					5	15	
543,571,572	GASTRITIS,DUODENITIS, ENTERITIS AND COLITIS, EXCEPT DIARRHEA OF NEW BORN	19	8	11	2					4	13	
581	CIRRHOSIS OF LIVER	60	35	25				1	9	29	21	
	RESIDUAL 530-539,542,544,545,573-578,580,582-587.	25	14	11					1	5	19	
510-587	DISEASES OF THE DIGESTIVE SYSTEM	149	85	64	4			1	10	51	83	
590-594	NEPHRITIS AND NEPHROSIS	15	6	9				1	1	5	8	
610	HYPERTROPHIA OF PROSTATE	5	5								5	
	RESIDUAL 600-609,611-617,620-626,630-637	36	15	21					2	11	23	
590-637	DISEASES OF THE GENITO-URINARY SYSTEM	56	26	30				1	3	16	36	
640-689	PREGNANCY, CHILDBIRTH AND THE PUERPERIUM	2		2					2			
690-716	DISEASES OF THE SKIN AND CELLULAR TISSUE											
720-749	DISEASES OF THE BONES AND ORGANS OF MOVEMENT	5	1	4	1						4	
750-759	CONGENITAL MALFORMATIONS	31	18	13	24	1	2		2	2		
760-762	BIRTH INJURIES, POSTNATAL ASPHYXIA AND ATELECTASIS	57	39	18	57							
763-768	INFECTIONS OF THE NEWBORN	5	1	4	5							
769-776	OTHER DISEASES PECULIAR TO EARLY INFANCY AND IMMATUREITY UNQUALIFIED	52	30	22	52							
760-776	CERTAIN DISEASES OF EARLY INFANCY	114	70	44	114							
780-795	SYMPTOMS, SENILITY AND ILL DEFINED CONDITIONS	3	2	1						2	1	
810-835	MOTOR VEHICLE ACCIDENTS	86	64	22		2	5	17	24	25	13	
800-804	FALLS	33	12	21	1				4	5	27	
	ALL OTHER ACCIDENTS	50	28	22	4	7	4	8	4	8	10	
E963,E970-E979	SUICIDE	33	22	11				2	8	17	6	
E964,E980-E983	HOMICIDE	14	9	5	1			4	5	3	1	
E965,E984-E999	POLICE INTERVENTION											
E900-E999	ACCIDENTS, POISONINGS AND VIOLENCE	216	135	81	6	9	9	31	46	58	57	

TABLE 60

DEATHS BY CAUSE GROUPS BY SEX AND AGE GROUPS

MORRIS COUNTY: 1965

INTERNATIONAL LIST NO.	CAUSE OF DEATH	TOTAL	MALE	FEMALE	AGE GROUP BY YEARS							
					-1	1-4	5-14	15-24	25-44	45-64	65 +	
001-E999	ALL CAUSES	2,379	1,232	1,147	136	17	24	44	110	623	1,425	
001-008	TUBERCULOSIS OF RESPIRATORY SYSTEM	6	4	2						2	4	
010-019	TUBERCULOSIS, OTHER FORMS	1	1								1	
020-029	SYPHILIS AND ITS SEQUELAE	2	2								2	
040	TYPHOID FEVER											
043	CHOLERA											
045-048	DYSENTERY, ALL FORMS											
050-051	SCARLET FEVER AND STREPTOCOCCAL SORE THROAT											
055	DIPHTHERIA											
056	WHOOPING COUGH											
057	MENINGOCOCCAL INFECTIONS											
058	PLAGUE											
080	ACUTE POLIOMYELITIS											
084	SMALLPOX											
085	MEASLES	1		1			1					
100-108	TYPHUS AND OTHER RICKETTSIAL DISEASES											
110-117	MALARIA											
	RESIDUAL 030-039,041,042,044,049,052-054,059-074,081-083,086-096,120-138.	7	4	3				1	1	2	3	
001-138	INFECTIVE AND PARASITIC DISEASES	17	11	6			1	1	3	7	5	
140-205	MALIGNANT NEOPLASMS	466	241	225	2	3	5	1	28	167	260	
210-239	BENIGN AND UNSPECIFIED NEOPLASMS	4	3	1				1	2		1	
140-239	NEOPLASMS	470	244	226	2	3	5	2	30	167	261	
240	DIARRHEA	28	11	17					1	17	15	
	RESIDUAL 240-245,250-254,270-277,280-289	16	6	10	2			1	1	4	6	
240-289	ALLERGIC, ENDOCRINE SYSTEM, METABOLIC AND NUTRITIONAL DISEASES	44	17	27	2			1	1	5	18	
290-293	ANEMIAS	6	5	1					2		4	
	RESIDUAL 294-299	4	3	1			1			1	2	
290-299	DISEASES OF THE BLOOD AND BLOOD FORMING ORGANS	10	8	2		1			2	1	6	
300-326	MENTAL, PSYCHONEUROTIC AND PERSONALITY DISORDERS	1		1							1	
330-334	VASCULAR LESIONS AFFECTING CENTRAL NERVOUS SYSTEM	218	80	138						4	33	
340	NONMENINGOCOCCAL MENINGITIS	2	2		1	1						
	RESIDUAL 341-345,350-357,360-369,370-389,390-398.	11	7	4	1		1			1	6	
330-398	DISEASES OF THE NERVOUS SYSTEM AND SENSE ORGANS	232	89	143	2	1	1		5	36	187	
400-402	RHEUMATIC FEVER	2	2								2	
410-416	CHRONIC RHEUMATIC HEART DISEASE	27	11	16					2	15	10	
420-422	ARTERIOSCLEROTIC AND DEGENERATIVE HEART DISEASE	905	497	408					1	22	242	
430-434	OTHER DISEASES OF HEART	18	7	11					1	4	13	
440-443	HYPERTENSION WITH HEART DISEASE	61	21	40					1	9	51	
444-447	HYPERTENSION WITHOUT MENTION OF HEART	13	6	7						3	10	
	RESIDUAL 450-456,460-468	81	28	53					1	3	64	
400-468	DISEASES OF THE CIRCULATORY SYSTEM	1,107	572	535					2	29	284	
480-483	INFLUENZA	1	1								1	
490-493	PNEUMONIA	75	42	33	7	3	1		2	19	43	
500-502	BRONCHITIS	10	9	1			1			6	5	
	RESIDUAL 470-475,510-527	33	23	10	3					11	19	
470-527	DISEASES OF THE RESPIRATORY SYSTEM	119	75	44	10	3	2		2	36	66	
540-541	ULCER OF STOMACH AND DUODENUM	9	7	2						1	8	
550-553	APPENDICITIS	2		2			1				1	
560,561,570	INTESTINAL OBSTRUCTION AND HERNIA	13	4	9	1					2	10	
543,571,572	GASTRITIS,DUODENITIS, ENTERITIS AND COLITIS, EXCEPT DIARRHEA OF NEW BORN	11	4	7					1	2	8	
581	CIRRHOSIS OF LIVER	29	14	15			1	1	2	17	8	
	RESIDUAL 530-539,542,544,545,573-578,580,582-587.	18	13	5	1				2	6	9	
530-587	DISEASES OF THE DIGESTIVE SYSTEM	82	42	40	2		2	2	5	27	44	
590-594	NEPHRITIS AND NEPHROSIS	9	6	3				1		3	5	
610	HYPERPLASIA OF PROSTATE	6	6								6	
	RESIDUAL 600-609,611-617,620-626,630-637	8	3	5						1	5	
590-637	DISEASES OF THE GENITO-URINARY SYSTEM	23	15	8				1	1	5	16	
640-689	PREGNANCY, CHILDBIRTH AND THE PUERPERIUM	2		2						2		
690-716	DISEASES OF THE SKIN AND CELLULAR TISSUE	3		3							3	
720-749	DISEASES OF THE BONES AND ORGANS OF MOVEMENT	3	2	1					1		2	
750-759	CONGENITAL MALFORMATIONS	40	22	18	32	4	2	1			1	
760-762	BIRTH INJURIES, POSTNATAL ASPHYXIA AND ATELECTASIS	36	19	17	36							
763-768	INFECTIONS OF THE NEWBORN	5	1	4	5							
769-776	OTHER DISEASES PECULIAR TO EARLY INFANCY AND IMMATURETY UNQUALIFIED	43	19	24	43							
760-776	CERTAIN DISEASES OF EARLY INFANCY	84	39	45	84							
780-795	SYMPTOMS, SENILITY AND ILL DEFINED CONDITIONS	3	1	2				1			2	
E810-E835	MOTOR VEHICLE ACCIDENTS	61	42	19			1	6	26	12	11	
E900-E904	FALLS	26	12	14						1	5	
	ALL OTHER ACCIDENTS	29	23	6	2	4	3	6	3	9	2	
E963,E970-E979	SUICIDE	22	16	6						9	12	
E964,E980-E983	HOMICIDE	1	1					1				
E965,E984-E999	POLICE INTERVENTION	1	1							1		
E800-E999	ACCIDENTS, POISONINGS AND VIOLENCE	140	95	45	2	5	9	33	26	37	28	

TABLE 61

DEATHS BY CAUSE GROUPS BY SEX AND AGE GROUPS

OCEAN COUNTY: 1965

INTERNATIONAL LIST NO.	CAUSE OF DEATH	TOTAL	MALE	FEMALE	AGE GROUP BY YEARS						
					-1	1-4	5-14	15-24	25-44	45-64	65+
001-E999	ALL CAUSES	1,760	1,022	738	66	14	15	28	88	403	1,146
001-008	TUBERCULOSIS OF RESPIRATORY SYSTEM	7	6	1				1		4	2
010-019	TUBERCULOSIS, OTHER FORMS										
020-029	SYPHILIS AND ITS SEQUELAE										
040	TYPHOID FEVER										
043	CHOLERA										
045-048	DYSENTERY, ALL FORMS	1	1							1	
050-051	SCARLET FEVER AND STREPTOCOCCAL SORE THROAT										
055	DIPHTHERIA										
056	WHOOPING COUGH										
057	MEMINGOCOCCAL INFECTIONS										
058	PLAGUE										
060	ACUTE POLIOMYELITIS										
064	SMALLPOX										
085	MEASLES										
100-108	TYPHUS AND OTHER RICKETTSIAL DISEASES										
110-117	MALARIA										
	RESIDUAL 030-039,041,042,044,049,052-054,059-074,081-083,086-096,120-138.	4	2	2	1		1			1	1
001-138	INFECTIVE AND PARASITIC DISEASES	12	9	3	1		1	1		6	3
140-205	MALIGNANT NEOPLASMS	309	168	141			2	2	19	100	188
210-239	BENIGN AND UNSPECIFIED NEOPLASMS	3		3						1	2
140-239	NEOPLASMS	312	168	144			2	2	19	101	188
240	DIARRHEA MELLITUS	36	17	19					3	13	20
	RESIDUAL 240-245,250-254,270-277,280-289	8	2	6		1	1		1	3	2
240-289	ALLERGIC, ENDOCRINE SYSTEM, METABOLIC AND NUTRITIONAL DISEASES	44	19	25		1	1		4	16	22
290-293	ANEMIAS	2	2							1	1
	RESIDUAL 294-299	2	1	1					1	1	1
290-299	DISEASES OF THE BLOOD AND BLOOD FORMING ORGANS	4	3	1						1	2
300-326	MENTAL, PSYCHONEUROLOGIC AND PERSONALITY DISORDERS	2	1	1					1	1	
330-334	VASCULAR LESIONS AFFECTING CENTRAL NERVOUS SYSTEM	175	87	88				1	4	22	148
340	NONBACTERIAL MENINGITIS	1	1								1
	RESIDUAL 341-345,350-357,360-369,370-389,390-398.	10	5	5			3		2	2	3
330-398	DISEASES OF THE NERVOUS SYSTEM AND SENSE ORGANS	188	94	94			3	1	7	25	152
400-402	RHEUMATIC FEVER	2		2					1		1
410-416	CHRONIC RHEUMATIC HEART DISEASE	9	5	4			1		1	4	3
420-422	ARTEROSCLEROTIC AND DEGENERATIVE HEART DISEASE	720	459	261					12	160	548
430-434	OTHER DISEASES OF HEART	13	7	6			9		1	4	7
440-443	HYPERTENSION WITH HEART DISEASE	44	13	31						8	36
444-447	HYPERTENSION WITHOUT MENTION OF HEART	10	7	3						3	7
	RESIDUAL 450-456,460-468	57	31	26					3	11	43
400-468	DISEASES OF THE CIRCULATORY SYSTEM	855	522	333			2		18	190	645
480-483	INFLUENZA										
490-493	PNEUMONIA	51	24	27	9	2		1	4	3	32
500-502	BRONCHITIS	3	3								3
	RESIDUAL 470-475,510-527	19	16	3						8	11
470-527	DISEASES OF THE RESPIRATORY SYSTEM	73	43	30	9	2		1	4	11	46
540-541	ULCER OF STOMACH AND DUODENUM	12	11	1					1	3	8
550-553	APPENDICITIS										
560,561,570	INTESTINAL OBSTRUCTION AND HERNIA	12	6	6				1		2	9
543,571,572	GASTRITIS,DUODENITIS, ENTERITIS AND COLITIS, EXCEPT DIARRHEA OF NEW BORN	6	3	3	2						4
581	CIRRHOSIS OF LIVER	27	20	7					4	16	7
	RESIDUAL 530-539,542,544,545,573-578,580,582-587.	13	6	7					1	1	11
530-587	DISEASES OF THE DIGESTIVE SYSTEM	70	46	24	2			1	6	22	39
590-594	NEPHRITIS AND NEPHROSIS	10	2	8		1				3	6
610	HYPERPLASIA OF PROSTATE	2	2								2
	RESIDUAL 600-609,611-617,620-626,630-637	7	4	3					1	1	5
590-637	DISEASES OF THE GENITO-URINARY SYSTEM	19	8	11		1			1	4	13
640-689	PREGNANCY, CHILDBIRTH AND THE PUERPERIUM										
690-716	DISEASES OF THE SKIN AND CELLULAR TISSUE	1		1						1	
720-749	DISEASES OF THE BONES AND ORGANS OF MOVEMENT	6	3	3		1				2	3
750-759	CONGENITAL MALFORMATIONS	15	8	7	10	1	2	1		1	
760-762	BIRTH INJURIES, POSTNATAL ASPHYXIA AND ATELECTASIS	19	7	12	19						
763-768	INFECTIONS OF THE NEWBORN	4	3	1	4						
769-776	OTHER DISEASES PECULIAR TO EARLY INFANCY AND IMMATURETY UNQUALIFIED	20	12	8	20						
760-776	CERTAIN DISEASES OF EARLY INFANCY	43	22	21	43						
780-795	SYMPTOMS,SENILITY AND ILL DEFINED CONDITIONS	4	3	1						2	2
E810-E835	MOTOR VEHICLE ACCIDENTS	50	38	12		2	1	11	14	9	13
E900-E904	FALLS	15	5	10				2	2	2	11
	ALL OTHER ACCIDENTS	22	15	7		6	3	4	3	3	3
E963,E970-E979	SUICIDE	24	14	10				4	10	6	4
E964,E980-E983	HOMICIDE	2	1	1	1					1	
E965,E984-E999	POLICE INTERVENTION	1	1						1		
E800-E999	ACCIDENTS, POISONINGS AND VIOLENCE	114	74	40	1	8	4	21	28	21	31

TABLE 62

DEATHS BY CAUSE GROUPS BY SEX AND AGE GROUPS

PASSAIC COUNTY: 1965

INTERNATIONAL LIST NO.	CAUSE OF DEATH	TOTAL	MALE	FEMALE	AGE GROUP BY YEARS							
					-1	1-4	5-14	15-24	25-44	45-64	65+	
001-E999	ALL CAUSES	4,578	2,545	2,033	222	20	39	40	226	1,150	2,861	
001-008	TUBERCULOSIS OF RESPIRATORY SYSTEM	13	7	6				1	3	4	5	
010-019	TUBERCULOSIS, OTHER FORMS	2	1	1							1	
020-029	SYPHILIS AND ITS SEQUELAE								1			
040	TYPHOID FEVER											
043	CHOLERA											
045-048	DYSENTERY, ALL FORMS											
050-051	SCARLET FEVER AND STREPTOCOCCAL SORE THROAT											
055	DIPHTHERIA											
056	WHOOPING COUGH											
057	MENINGOCOCCAL INFECTIONS	5	3	2	1	1		2			1	
058	PLAGUE											
080	ACUTE POLIOMYELITIS											
084	SMALLPOX											
085	MEASLES											
100-108	TYPHUS AND OTHER RICKETTSIAL DISEASES											
110-117	MALARIA											
	RESIDUAL 030-039,041,042,044,049,052-054,059-074,081-083,086-096,120-138.	10	7	3	2		1				4	
001-138	INFECTIVE AND PARASITIC DISEASES	30	18	12	3	1	1	3	4	7	11	
140-205	MALIGNANT NEOPLASMS	859	462	397	1	2	10	11	46	326	463	
210-239	BENIGN AND UNSPECIFIED NEOPLASMS	12	6	6			1	2	2	4	3	
140-239	NEOPLASMS	871	468	403	1	2	11	13	48	330	446	
260	DIABETES MELLITUS	112	50	62					4	23	85	
	RESIDUAL 240-245,250-254,270-277,280-289	26	11	15			2		3	8	13	
240-289	ALLERGIC, ENDOCRINE SYSTEM, METABOLIC AND NUTRITIONAL DISEASES	138	61	77			2		7	31	98	
290-293	ANEMIAS	8	4	4			1	1			6	
	RESIDUAL 294-299	4	3	1			1		1	1	1	
290-299	DISEASES OF THE BLOOD AND BLOOD FORMING ORGANS	12	7	5		2		1	1	1	7	
300-326	MENTAL, PSYCHONEUROTIC AND PERSONALITY DISORDERS	6	4	2				1	3	1	1	
330-334	VASCULAR LESIONS AFFECTING CENTRAL NERVOUS SYSTEM	439	191	248			1		10	69	359	
340	NONMENINGOCOCCAL MENINGITIS	6	4	2	3					2	1	
	RESIDUAL 341-345,350-357,360-369,370-389,390-398.	27	15	12	1		1	1	2	10	12	
330-398	DISEASES OF THE NERVOUS SYSTEM AND SENSE ORGANS	478	214	264	4		2	2	15	82	373	
400-402	RHEUMATIC FEVER											
410-416	CHRONIC RHEUMATIC HEART DISEASE	52	17	35				2	4	27	19	
420-422	ARTERIOSCLEROTIC AND DEGENERATIVE HEART DISEASE	1,788	1,059	729				1	46	426	1,315	
430-434	OTHER DISEASES OF HEART	38	13	25		1			3	10	24	
440-443	HYPERTENSION WITH HEART DISEASE	138	51	87					3	27	108	
444-447	HYPERTENSION WITHOUT MENTION OF HEART	30	18	12						3	27	
	RESIDUAL 450-456,460-468	122	61	61					4	18	100	
400-468	DISEASES OF THE CIRCULATORY SYSTEM	2,168	1,219	949		1		3	60	511	1,593	
480-483	INFLUENZA	1	1								1	
490-493	PNEUMONIA	142	91	51	19	4	3	1	15	22	78	
500-502	BRONCHITIS	14	12	2						3	11	
	RESIDUAL 470-475,510-527	67	54	13	5		1	2	5	11	43	
470-527	DISEASES OF THE RESPIRATORY SYSTEM	224	158	66	24	4	4	3	20	37	132	
540-541	ULCER OF STOMACH AND DUODENUM	29	20	9					4	11	14	
550-553	APPENDICITIS	3	2	1							3	
560,561,570	INTESTINAL OBSTRUCTION AND HERNIA	21	12	9	3				1	3	14	
543,571,572	GASTRITIS,DUODENITIS, ENTERITIS AND COLITIS, EXCEPT DIARRHEA OF NEW BORN	16	7	9	3	1			1	4	7	
581	CIRRHOSIS OF LIVER	77	41	36					10	42	25	
	RESIDUAL 530-539,542,544,545,573-578,580,582-587.	39	23	16					4	14	21	
530-587	DISEASES OF THE DIGESTIVE SYSTEM	105	105	80	6	1			20	74	84	
590-594	NEPHRITIS AND NEPHROSIS	30	18	12				2	4	13	11	
610	HYPERPLASIA OF PROSTATE	5	5								5	
	RESIDUAL 600-609,611-617,620-626,630-637	32	19	13				1	5	5	21	
590-637	DISEASES OF THE GENITO-URINARY SYSTEM	67	42	25				3	9	18	37	
640-689	PREGNANCY, CHILDBIRTH AND THE PUERPERIUM											
690-716	DISEASES OF THE SKIN AND CELLULAR TISSUE	2		2					2			
720-749	DISEASES OF THE BONES AND ORGANS OF MOVEMENT	9	5	4	1					5	3	
750-759	CONGENITAL MALFORMATIONS	34	18	16	28	1	1		1	2	1	
760-762	BIRTH INJURIES, POSTNATAL ASPHYXIA AND ATELECTASIS	72	45	27	72							
763-768	INFECTIONS OF THE NEWBORN	5	4	1	5							
769-776	OTHER DISEASES PECULIAR TO EARLY INFANCY AND IMMATURETY UNQUALIFIED	67	37	30	67							
760-776	CERTAIN DISEASES OF EARLY INFANCY	144	86	58	144							
780-795	SYMPTOMS,SEMILITY AND ILL DEFINED CONDITIONS	9	4	5	1			2	3		3	
E810-E835	MOTOR VEHICLE ACCIDENTS	42	33	9		1	5	10	11	7	8	
E900-E904	FALLS	39	23	16	1			2	4	4	28	
	ALL OTHER ACCIDENTS	73	49	24	9	7	12	7	9	21	8	
E963,E970-E979	SUICIDE	41	26	15				7	6	19	9	
E964,E980-E983	HOMICIDE	12	9	3			1	4	6	1		
E965,E984-E999	POLICE INTERVENTION											
E800-E999	ACCIDENTS, POISONINGS AND VIOLENCE	207	140	67	10	8	18	30	36	52	53	

INTERNATIONAL LIST NO.	CAUSE OF DEATH	TOTAL	MALE	FEMALE	AGE GROUP BY YEARS						
					-1	1-4	5-14	15-24	25-44	45-64	65 +
001-E999	ALL CAUSES	794	433	361	28	1	7	9	37	213	499
001-008	TUBERCULOSIS OF RESPIRATORY SYSTEM	1		1							
010-019	TUBERCULOSIS, OTHER FORMS										
020-029	SYPHILIS AND ITS SEQUELAE										
040	TYPHOID FEVER										
043	CHOLERA										
045-048	DYSENTERY, ALL FORMS										
050-051	SCARLET FEVER AND STREPTOCOCCAL SORE THROAT										
055	DIPHTHERIA										
056	WHOPPING COUGH										
057	MENINGOCOCCAL INFECTIONS										
058	PLAGUE										
080	ACUTE POLIOMYELITIS										
084	SMALLPOX										
085	MEASLES										
100-108	TYPHUS AND OTHER RICKETTSIAL DISEASES										
110-117	MALARIA										
	RESIDUAL 030-039,041,042,044,049,052-054,059-074,081-083,086-090,120-138.	1	1				1				
001-138	INFECTIVE AND PARASITIC DISEASES	2	1	1			1				
140-204	MALIGNANT NEUPLASMS	174	92	81				1	7	66	101
210-234	BENIGN AND UNSPECIFIED NEUPLASMS	3	1	2				1	1	1	
140-239	NEOPLASMS	178	93	85				2	8	67	101
260	DIABETES MELLITUS	21	9	12					1	5	15
	RESIDUAL 240-245,250-254,270-277,280-289	4	3	1			1			1	2
240-289	ALLERGIC, ENDOCRINE SYSTEM, METABOLIC AND NUTRITIONAL DISEASES	25	12	13			1		1	6	17
290-293	ANEMIAS	2	2					1			1
	RESIDUAL 294-299										
290-299	DISEASES OF THE BLOOD AND BLOOD FORMING ORGANS	2	2					1			1
300-326	MENTAL, PSYCHONEUROTIC AND PERSONALITY DISORDERS										
330-334	VASCULAR LESIONS AFFECTING CENTRAL NERVOUS SYSTEM	71	30	41					1	13	57
340	NONMENINGOCOCCAL MENINGITIS										
	RESIDUAL 341-345,350-357,360-369,370-389,390-398.	7	2	5			1			2	3
330-398	DISEASES OF THE NERVOUS SYSTEM AND SENSE ORGANS	78	32	46			1	1	1	15	60
400-402	RHEUMATIC FEVER										
410-416	CHRONIC RHEUMATIC HEART DISEASE	14	4	10					2	7	4
420-422	ARTERIOSCLEROTIC AND DEGENERATIVE HEART DISEASE	291	177	114					9	74	208
430-434	OTHER DISEASES OF HEART	7	1	6			1		1		5
440-443	HYPERTENSION WITH HEART DISEASE	21	5	16						2	19
444-447	HYPERTENSION WITHOUT MENTION OF HEART	6	5	1							6
	RESIDUAL 450-456,460-468	27	14	13					1	4	22
400-468	DISEASES OF THE CIRCULATORY SYSTEM	366	206	160			1			13	265
480-483	INFLUENZA										
490-493	PNEUMONIA	20	11	9	1				2	4	13
500-502	BRONCHITIS	3	2	1							3
	RESIDUAL 470-475,510-527	11	9	2					2	3	6
470-527	DISEASES OF THE RESPIRATORY SYSTEM	34	22	12	1				4	7	22
540-541	ULCER OF STOMACH AND DUODENUM	1	1								1
550-553	APPENDICITIS	1		1							1
560,561,570	INTESTINAL OBSTRUCTION AND HERNIA	6	4	2	1					1	4
543,571,572	GASTRITIS,DUODENITIS, ENTERITIS AND COLITIS, EXCEPT DIARRHEA OF NEW BORN	6	3	3						2	4
581	CIRRHOSIS OF LIVER	14	6	8					2	7	5
	RESIDUAL 530-539,542,544,545,573-578,580,582-587.	6	3	3						3	3
530-587	DISEASES OF THE DIGESTIVE SYSTEM	34	17	17	1				2	13	18
590-594	NEPHRITIS AND NEPHROSIS	7	4	3					2	3	2
610	HYPERPLASIA OF PROSTATE	2	2								2
	RESIDUAL 600-609,611-617,620-626,630-637	2	1	1							2
590-637	DISEASES OF THE GENITO-URINARY SYSTEM	11	7	4					2	3	6
640-689	PREGNANCY, CHILD BIRTH AND THE PUERPERIUM										
690-716	DISEASES OF THE SKIN AND CELLULAR TISSUE										
720-749	DISEASES OF THE BONES AND ORGANS OF MOVEMENT	3	1	2							3
750-759	CONGENITAL MALFORMATIONS	5	3	2	4						1
760-762	BIRTH INJURIES, POSTNATAL ASPHYXIA AND ATELECTASIS	10	5	5	10						
763-768	INFECTIONS OF THE NEWBORN										
769-776	OTHER DISEASES PECULIAR TO EARLY INFANCY AND IMMATUREITY UNQUALIFIED	12	9	3	12						
760-776	CERTAIN DISEASES OF EARLY INFANCY	22	14	8	22						
780-795	SYMPTOMS, SENILITY AND ILL DEFINED CONDITIONS	1		1							1
E810-E835	MOTOR VEHICLE ACCIDENTS	9	9				1	3	2	1	2
E900-E904	FALLS	6	4	2						1	5
	ALL OTHER ACCIDENTS	9	6	3			3	2	2	2	
E963,E970-E979	SUICIDE	9	4	5					2	6	1
E964,E980-E983	HOMICIDE										
E965,E984-E999	POLICE INTERVENTION										
E800-E999	ACCIDENTS, POISONINGS AND VIOLENCE	33	23	10			4	5	6	10	8

TABLE 64

DEATHS BY CAUSE GROUPS BY SEX AND AGE GROUPS

PASSAIC CITY: 1965

INTERNATIONAL LIST NO.	CAUSE OF DEATH	TOTAL	MALE	FEMALE	AGE GROUP BY YEARS							
					-1	1-4	5-14	15-24	25-44	45-64	65+	
001-E999	ALL CAUSES	654	399	255	23	3	3	12	36	159	418	
001-008	TUBERCULOSIS OF RESPIRATORY SYSTEM	2	2							1	1	
010-019	TUBERCULOSIS, OTHER FORMS	1		1								
020-029	SYPHILIS AND ITS SEQUELAE									1		
040	TYPHOID FEVER											
043	CHOLERA											
045-048	DYSENTERY, ALL FORMS											
050-051	SCARLET FEVER AND STREPTOCOCCAL SORE THROAT											
055	DIPHTHERIA											
056	WHOOPING COUGH											
057	Meningococcal Infections											
058	PLAGUE											
080	ACUTE POLIOMYELITIS											
084	SMALLPOX											
085	MEASLES											
100-108	TYPHUS AND OTHER RICKETTSIAL DISEASES											
110-117	MALARIA											
	RESIDUAL 030-039,041,042,044,049,052-054,059-074,081-083,086-096,120-138.	3	2	1	1					1	1	
001-138	INFECTIVE AND PARASITIC DISEASES	6	4	2	1				1	2	2	
140-205	MALIGNANT NEOPLASMS	128	65	63		1	1	3	8	41	74	
210-239	BENIGN AND UNSPECIFIED NEOPLASMS	3	1	2						1	2	
140-239	NEOPLASMS	131	66	65		1	1	3	8	42	76	
260	DIABETES MELLITUS	17	8	9							14	
	RESIDUAL 240-245,250-254,270-277,280-289	2	1	1						1	1	
240-289	ALLERGIC, ENDOCRINE SYSTEM, METABOLIC AND NUTRITIONAL DISEASES	19	9	10						4	15	
290-293	ANEMIAS	1	1				1					
	RESIDUAL 294-299											
290-299	DISEASES OF THE BLOOD AND BLOOD FORMING ORGANS	1	1				1					
300-326	MENTAL, PSYCHONEUROTIC AND PERSONALITY DISORDERS	1	1							1		
330-334	VASCULAR LESIONS AFFECTING CENTRAL NERVOUS SYSTEM	61	33	28						2	12	
340	NONMENINGOCOCCAL MENINGITIS	1	1								1	
	RESIDUAL 341-345,350-357,360-369,370-389,390-398.	2	1	1							2	
330-398	DISEASES OF THE NERVOUS SYSTEM AND SENSE ORGANS	65	36	29						3	14	
400-402	RHEUMATIC FEVER											
410-416	CHRONIC RHEUMATIC HEART DISEASE	2	1	1							1	
420-422	ARTERIOSCLEROTIC AND DEGENERATIVE HEART DISEASE	276	181	95						10	54	
430-434	OTHER DISEASES OF HEART	4	3	1							2	
440-443	HYPERTENSION WITH HEART DISEASE	23	13	10						6	17	
444-447	HYPERTENSION WITHOUT MENTION OF HEART	2	1	1							2	
	RESIDUAL 450-456,460-468	12	2	10							2	
400-468	DISEASES OF THE CIRCULATORY SYSTEM	319	201	118						10	70	
480-483	INFLUENZA	1	1								1	
490-493	PNEUMONIA	17	15	2	2		1	1	2	3	8	
500-502	BRONCHITIS											
	RESIDUAL 470-475,510-527	9	7	2	1				1	1	6	
470-527	DISEASES OF THE RESPIRATORY SYSTEM	27	23	4	3		1	1	3	5	14	
540-541	ULCER OF STOMACH AND DUODENUM	7	3	4						1	5	
550-553	APPENDICITIS	2	2								2	
560,561,570	INTESTINAL OBSTRUCTION AND HERNIA	3	2	1	1						1	
543,571,572	GASTRITIS, DUODENITIS, ENTERITIS AND COLITIS, EXCEPT DIARRHEA OF NEW BORN	2	2		1					1		
581	CIRRHOSIS OF LIVER	6	3	3						1	4	
	RESIDUAL 530-539,542,544,545,573-578,580,582-587.	8	4	4						1	3	
530-587	DISEASES OF THE DIGESTIVE SYSTEM	28	16	12	2					4	13	
590-594	NEPHRITIS AND NEPHROSIS	6	6							1	2	
610	HYPERPLASIA OF PROSTATE	2	2								2	
	RESIDUAL 600-609,611-617,620-626,630-637	7	4	3					1	1	4	
590-637	DISEASES OF THE GENITO-URINARY SYSTEM	15	12	3					1	2	3	
640-689	PREGNANCY, CHILDBIRTH AND THE PUERPERIUM											
690-716	DISEASES OF THE SKIN AND CELLULAR TISSUE	1	1							1		
720-749	DISEASES OF THE BONES AND ORGANS OF MOVEMENT											
750-759	CONGENITAL MALFORMATIONS	2	2		2							
760-762	BIRTH INJURIES, POSTNATAL ASPHYXIA AND ATELECTASIS	10	7	3	10							
763-768	INFECTIONS OF THE NEWBORN	1	1		1							
769-776	OTHER DISEASES PECULIAR TO EARLY INFANCY AND IMMATURE UNQUALIFIED	4	2	2	4							
760-776	CERTAIN DISEASES OF EARLY INFANCY	15	10	5	15							
780-795	SYMPTOMS, SENILITY AND ILL DEFINED CONDITIONS	1	1								1	
E810-E835	MOTOR VEHICLE ACCIDENTS	6	6					2	2	1	1	
E900-E904	FALLS	2	2					1			1	
	ALL OTHER ACCIDENTS	8	4	4		1	1	1	1	2	2	
E963,E970-E979	SUICIDE	6	4	2				1	1	3	1	
E964,E980-E983	HOMICIDE	2	2					2				
E965,E984-E999	POLICE INTERVENTION											
ER00-E999	ACCIDENTS, POISONINGS AND VIOLENCE	24	18	6		1	1	7	4	6	5	

TABLE 65

DEATHS BY CAUSE GROUPS BY SEX AND AGE GROUPS

PATERSON: 1965

INTERNATIONAL LIST NO.	CAUSE OF DEATH	TOTAL	MALE	FEMALE	AGE GROUP BY YEARS						
					1-4	5-14	15-24	25-44	45-64	65+	
001-999	ALL CAUSES	1,884	1,029	855	118	7	10	20	94	455	1,180
001-008	TUBERCULOSIS OF RESPIRATORY SYSTEM	7	4	3					3	1	3
010-019	TUBERCULOSIS, OTHER FORMS	1	1								1
020-029	SYPHILIS AND ITS SEQUELAE										
040	TYPHOID FEVER										
043	CHOLERA										
045-048	DYSENTERY, ALL FORMS										
050-051	SCARLET FEVER AND STREPTOCOCCAL SORE THROAT										
055	DIPHTHERIA										
056	WHOOPING COUGH										
057	MENINGOCOCCAL INFECTIONS	2	1	1				1			1
058	PLAGUE										
080	ACUTE POLIOMYELITIS										
084	SMALLPOX										
085	MEASLES										
100-108	TYPHUS AND OTHER RICKETTSIAL DISEASES										
110-117	MALARIA										
	RESIDUAL 030-039,041,042,044,049,052-054,059-074,081-083,086-096,120-138.	3	2	1						1	2
001-138	INFECTIVE AND PARASITIC DISEASES	13	8	5				1	3	2	7
140-205	MALIGNANT NEOPLASMS	324	177	147		1	6	1	16	125	175
210-239	BENIGN AND UNSPECIFIED NEOPLASMS										
140-239	NEOPLASMS	324	177	147		1	6	1	16	125	175
260	DIABETES MELLITUS	42	22	20					1	10	31
	RESIDUAL 240-245,250-254,270-277,280-289	9	2	7					2	3	6
240-289	ALLERGIC, ENDOCRINE SYSTEM, METABOLIC AND NUTRITIONAL DISEASES	51	24	27					3	13	35
290-293	ANEMIAS	3	1	2							3
	RESIDUAL 294-299	1	1						1		
290-299	DISEASES OF THE BLOOD AND BLOOD FORMING ORGANS	4	2	2					1		3
300-326	MENTAL, PSYCHONEUROTIC AND PERSONALITY DISORDERS	3	2	1					1	1	1
330-334	VASCULAR LESIONS AFFECTING CENTRAL NERVOUS SYSTEM	185	69	116						4	30
340	NONMENINGOCOCCAL MENINGITIS	4	2	2	3						1
	RESIDUAL 341-345,350-357,360-369,370-389,390-398.	10	9	1						4	5
330-398	DISEASES OF THE NERVOUS SYSTEM AND SENSE ORGANS	202	82	120	3					5	37
400-402	RHEUMATIC FEVER										
410-416	CHRONIC RHEUMATIC HEART DISEASE	19	4	15				1	2	8	4
420-422	ARTERIOSCLEROTIC AND DEGENERATIVE HEART DISEASE	759	430	329				1	18	178	562
430-434	OTHER DISEASES OF HEART	12	4	8						2	10
440-443	HYPERTENSION WITH HEART DISEASE	57	22	35					2	13	42
444-447	HYPERTENSION WITHOUT MENTION OF HEART	15	8	7						2	13
	RESIDUAL 450-456,460-468	44	21	23					2	5	37
400-468	DISEASES OF THE CIRCULATORY SYSTEM	906	489	417				2	24	206	676
480-483	INFLUENZA										
490-493	PNEUMONIA	67	46	21	11	1	1		9	9	36
500-502	BRONCHITIS	9	8	1						1	8
	RESIDUAL 470-475,510-527	29	21	8	2			2	2	5	18
470-527	DISEASES OF THE RESPIRATORY SYSTEM	105	75	30	13	1	1	2	11	15	62
540-541	ULCER OF STOMACH AND DUODENUM	11	9	2					3	4	4
550-553	APPENDICITIS										
560,561,570	INTESTINAL OBSTRUCTION AND HERNIA	7	3	4	1				1	1	4
543,571,572	GASTRITIS,DUODENITIS, ENTERITIS AND COLITIS, EXCEPT DIARRHEA OF NEW BORN	6	2	4	1	1				1	3
581	CIRRHOSIS OF LIVER	35	20	15					5	18	12
	RESIDUAL 530-539,542,544,545,573-578,580,582-587.	15	11	4					2	6	7
530-587	DISEASES OF THE DIGESTIVE SYSTEM	74	45	29	2	1			11	30	30
590-594	NEPHRITIS AND NEPHROSIS	9	5	4				2	1	3	3
610	HYPERPLASIA OF PROSTATE	1	1								1
	RESIDUAL 600-609,611-617,620-626,630-637	12	7	5					1	3	8
590-637	DISEASES OF THE GENITO-URINARY SYSTEM	22	13	9				2	2	6	12
640-689	PREGNANCY, CHILDBIRTH AND THE PUERPERIUM										
690-716	DISEASES OF THE SKIN AND CELLULAR TISSUE	1	1						1		
720-749	DISEASES OF THE BONES AND ORGANS OF MOVEMENT	3	1	2							3
750-759	CONGENITAL MALFORMATIONS	14	8	6	12						1
760-762	BIRTH INJURIES, POSTNATAL ASPHYXIA AND ATELECTASIS	39	25	14	39						
763-768	INFECTIONS OF THE NEWBORN	3	3		3						
769-776	OTHER DISEASES PECULIAR TO EARLY INFANCY AND IMMATURE UNQUALIFIED	39	22	17	39						
760-776	CERTAIN DISEASES OF EARLY INFANCY	81	50	31	81						
780-795	SYMPTOMS,SEMILITY AND ILL DEFINED CONDITIONS	4	2	2				1	3		
E810-E835	MOTOR VEHICLE ACCIDENTS	11	4	7		1	3	2		3	7
E900-E904	FALLS	20	14	6	1			1	3	2	13
	ALL OTHER ACCIDENTS	28	20	8	6	3		2	6	10	11
E963,E970-E979	SUICIDE	12	9	3				4	1	4	3
E964,E980-E983	HOMICIDE	9	6	3				2	4	1	
E965,E984-E995	POLICE INTERVENTION										
E800-E999	ACCIDENTS, POISONINGS AND VIOLENCE	80	53	27	7	4	3	11	14	20	21

TABLE 66

DEATHS BY CAUSE GROUPS BY SEX AND AGE GROUPS

SALEM COUNTY: 1965

INTERNATIONAL LIST NO.	CAUSE OF DEATH	TOTAL	MALE	FEMALE	AGE GROUP BY YEARS							
					-1	1-4	5-14	15-24	25-44	45-64	65+	
001-E999	ALL CAUSES	647	361	286	26	2	3	13	31	171	401	
001-008	TUBERCULOSIS OF RESPIRATORY SYSTEM	2	2									
010-019	TUBERCULOSIS, OTHER FORMS									2		
020-029	SYPHILIS AND ITS SEQUELAE											
040	TYPHOID FEVER											
043	CHOLERA											
045-048	DYSENTERY, ALL FORMS											
050-051	SCARLET FEVER AND STREPTOCOCCAL SORE THROAT											
055	DIPHTHERIA											
056	WHOOPING COUGH											
057	MENINGOCOCCAL INFECTIONS											
058	PLAGUE	1		1	1							
080	ACUTE POLIOMYELITIS											
084	SMALLPOX											
085	MEASLES											
100-108	TYPHUS AND OTHER RICKETTSIAL DISEASES											
110-117	MALARIA											
	RESIDUAL 030-039, 041, 042, 044, 049, 052-054, 059-074, 081-083, 086-096, 120-138.	2		2		1	1					
001-138	INFECTIVE AND PARASITIC DISEASES	5	2	3	1	1	1				2	
140-205	MALIGNANT NEOPLASMS	102	56	46						5	48	
210-239	BENIGN AND UNSPECIFIED NEOPLASMS						1				48	
140-239	NEOPLASMS											
260	DIABETES MELLITUS	102	56	46			1			5	48	
	RESIDUAL 240-245, 250-254, 270-277, 280-289	16	3	13						1	3	
240-249	ALLERGIC, ENDOCRINE SYSTEM, METABOLIC AND NUTRITIONAL DISEASES	3	2	1				1			2	
	RESIDUAL 240-245, 250-254, 270-277, 280-289	19	5	14				1		1	5	
290-293	ANEMIAS											
	RESIDUAL 294-299	1	1								1	
290-299	DISEASES OF THE BLOOD AND BLOOD FORMING ORGANS	1	1								1	
300-326	MENTAL, PSYCHONEUROTIC AND PERSONALITY DISORDERS	2	2								2	
330-334	VASCULAR LESIONS AFFECTING CENTRAL NERVOUS SYSTEM	82	41	41						2	11	
340	NONMENINGOCOCCAL MENINGITIS	1		1							1	
	RESIDUAL 341-345, 350-357, 360-369, 370-389, 390-398.	1									1	
330-398	DISEASES OF THE NERVOUS SYSTEM AND SENSE ORGANS	85	43	42						2	14	
400-402	RHEUMATIC FEVER	1	1				1					
410-416	CHRONIC RHEUMATIC HEART DISEASE	4	2	2						1	2	
420-422	ARTERIOSCLEROTIC AND DEGENERATIVE HEART DISEASE	256	143	113						5	58	
430-434	OTHER DISEASES OF HEART	2	2								1	
440-443	HYPERTENSION WITH HEART DISEASE	16	5	11							5	
444-447	HYPERTENSION WITHOUT MENTION OF HEART	4	2	2							2	
	RESIDUAL 450-456, 460-468	27	14	13						1	4	
400-468	DISEASES OF THE CIRCULATORY SYSTEM	310	169	141			1			7	72	
480-483	INFLUENZA											
490-493	PNEUMONIA	15	10	5	5					1	4	
500-502	BRONCHITIS	1	1								1	
	RESIDUAL 470-475, 510-527	5	3	2							1	
470-527	DISEASES OF THE RESPIRATORY SYSTEM	21	14	7	5					1	6	
540-541	ULCER OF STOMACH AND DUODENUM	4	4								4	
550-553	APPENDICITIS	1	1								1	
560, 561, 570	INTESTINAL OBSTRUCTION AND HERNIA	3	2	1							1	
543, 571, 572	GASTRITIS, DUODENITIS, ENTERITIS AND COLITIS, EXCEPT DIARRHEA OF NEW BORN	1	1		1						1	
581	CIRRHOSIS OF LIVER	8	5	3						1	5	
	RESIDUAL 530-539, 542, 544, 545, 573-578, 580, 582-587.	3	3								1	
530-587	DISEASES OF THE DIGESTIVE SYSTEM	20	11	9	1			1		1	4	
590-594	NEPHRITIS AND NEPHROSIS	3	2	1					1		1	
610	HYPERPLASIA OF PROSTATE	2	2								1	
	RESIDUAL 600-609, 611-617, 620-626, 630-637	3	2	1							3	
590-637	DISEASES OF THE GENITO-URINARY SYSTEM	8	6	2					1	5	2	
640-689	PREGNANCY, CHILDBIRTH AND THE PUERPERIUM											
690-716	DISEASES OF THE SKIN AND CELLULAR TISSUE											
720-749	DISEASES OF THE BONES AND ORGANS OF MOVEMENT	2	2									
750-759	CONGENITAL MALFORMATIONS	5	4	1	4		1					
760-762	BIRTH INJURIES, POSTNATAL ASPHYXIA AND ATELECTASIS	10	6	4	10							
763-768	INFECTIONS OF THE NEWBORN	1	1		1							
769-776	OTHER DISEASES PECULIAR TO EARLY INFANCY AND IMMATURE UNQUALIFIED	3	2	1	3							
760-776	CERTAIN DISEASES OF EARLY INFANCY	14	9	5	14							
780-795	SYMPTOMS, SENILITY AND ILL DEFINED CONDITIONS	4	3	1							2	
E810-E835	MOTOR VEHICLE ACCIDENTS	13	8	5							2	
E900-E904	FALLS	10	7	3				5	3	2	3	
	ALL OTHER ACCIDENTS	18	16	2	1			1	7	7	2	
E963, E970-E979	SUICIDE	7	4	3				2	1	1	1	
E964, E980-E983	HOMICIDE	3	1	2					2		1	
E965, E984-E999	POLICE INTERVENTION									2	1	
E900-E999	ACCIDENTS, POISONINGS AND VIOLENCE	51	36	15	1			9	13	11	15	

TABLE 67

DEATHS BY CAUSE GROUPS BY SEX AND AGE GROUPS SOMERSET COUNTY: 1965

INTERNATIONAL LIST NO.	CAUSE OF DEATH	TOTAL	MALE	FEMALE	AGE GROUP BY YEARS						
					-1	1-4	5-14	15-24	25-44	45-64	65 +
001-E999	ALL CAUSES	1,165	649	516	70	10	12	16	68	293	696
001-00R	TUBERCULOSIS OF RESPIRATORY SYSTEM	2	1	1							2
010-019	TUBERCULOSIS, OTHER FORMS										
020-029	SYPHILIS AND ITS SEQUELAE										
040	TYPHOID FEVER										
043	CHOLERA										
045-048	DYSENTERY, ALL FORMS										
050-051	SCARLET FEVER AND STREPTOCOCCAL SORE THROAT										
055	DIPHTHERIA										
056	WHOOPING COUGH										
057	MENINGOCOCCAL INFECTIONS										
05R	PLAGUE										
080	ACUTE POLIOMYELITIS										
084	SMALLPOX										
085	MEASLES										
100-10R	TYPHUS AND OTHER RICKETTSIAL DISEASES										
110-117	MALARIA										
	RESIDUAL 030-039,041,042,044,049,052-054,059-074,081-083,086-096,120-138.	1	1						1		
001-13R	INFECTIVE AND PARASITIC DISEASES	3	2	1					1		2
140-205	MALIGNANT NEOPLASMS	210	112	98		1	5	1	14	85	104
210-239	BENIGN AND UNSPECIFIED NEOPLASMS	3	2	1						3	
140-239	NEOPLASMS	213	114	99		1	5	1	14	88	104
260	DIABETES MELLITUS	29	9	20					1	7	21
	RESIDUAL 240-245,250-254,270-277,280-289	14	2	12	3		1		1	6	3
240-289	ALLERGIC, ENDOCRINE SYSTEM, METABOLIC AND NUTRITIONAL DISEASES	43	11	32	3		1		2	13	24
290-293	ANEMIAS	3	1	2							3
	RESIDUAL 294-299	2	1	1							2
290-299	DISEASES OF THE BLOOD AND BLOOD FORMING ORGANS	5	2	3							5
300-326	MENTAL, PSYCHONEUROTIC AND PERSONALITY DISORDERS	4	2	2					2	1	1
330-334	VASCULAR LESIONS AFFECTING CENTRAL NERVOUS SYSTEM	105	47	58					3	15	87
340	NONMENINGOCOCCAL MENINGITIS										
	RESIDUAL 341-345,350-357,360-369,370-389,390-398.	13	10	3	1	2			1	6	3
330-39R	DISEASES OF THE NERVOUS SYSTEM AND SENSE ORGANS	122	59	63	1	2			6	22	91
400-402	RHEUMATIC FEVER										
410-416	CHRONIC RHEUMATIC HEART DISEASE	9	5	4					1	7	1
420-422	ARTERIOSCLEROTIC AND DEGENERATIVE HEART DISEASE	398	241	157					9	99	290
430-434	OTHER DISEASES OF HEART	8	3	5				1		3	4
440-443	HYPERTENSION WITH HEART DISEASE	35	13	22					1	8	26
444-447	HYPERTENSION WITHOUT MENTION OF HEART	11	6	5						2	9
	RESIDUAL 450-456,460-468	31	20	11					1	3	27
400-46R	DISEASES OF THE CIRCULATORY SYSTEM	492	288	204					2	11	357
480-483	INFLUENZA	1	1			1					
490-493	PNEUMONIA	38	27	11	3	3			2	1	29
500-502	BRONCHITIS	2	1	1							2
	RESIDUAL 470-475,510-527	27	17	10			1	1		2	17
470-527	DISEASES OF THE RESPIRATORY SYSTEM	68	46	22	4	4	1		4	7	48
540-541	ULCEK OF STOMACH AND DUODENUM	12	8	4						1	11
550-553	APPENDICITIS										
560,561,570	INTESTINAL OBSTRUCTION AND HERNIA	8	3	5					1	2	5
543,571,572	GASTRITIS,DUODENITIS, ENTERITIS AND COLITIS, EXCEPT DIARRHEA OF NEW BORN	5	2	3					2	1	2
581	CIRRHOSIS OF LIVER	14	8	6					2	8	4
	RESIDUAL 530-539,542,544,545,573-578,580,582-587.	13	4	9					1	1	11
530-587	DISEASES OF THE DIGESTIVE SYSTEM	52	25	27					6	13	33
590-594	NEPHRITIS AND NEPHROSIS	6	2	4						4	2
610	HYPERPLASIA OF PROSTATE	3	3								3
	RESIDUAL 600-609,611-617,620-626,630-637	10	3	7					4	4	2
590-637	DISEASES OF THE GENITO-URINARY SYSTEM	19	8	11					4	8	7
640-689	PREGNANCY, CHILD BIRTH AND THE PUERPERIUM										
690-716	DISEASES OF THE SKIN AND CELLULAR TISSUE	1	1							1	
720-749	DISEASES OF THE BONES AND ORGANS OF MOVEMENT	5	2	3						1	2
750-759	CONGENITAL MALFORMATIONS	21	10	11	14	1		3	1	2	
760-762	BIRTH INJURIES, POSTNATAL ASPHYXIA AND ATELECTASIS	15	11	4	15						
763-768	INFECTIONS OF THE NEWBORN	4	2	2	4						
769-776	OTHER DISEASES PECULIAR TO EARLY INFANCY AND IMMATURETY UNQUALIFIED	27	19	8	27						
760-776	CERTAIN DISEASES OF EARLY INFANCY	46	32	14	46						
780-795	SYMPTOMS, SENILITY AND ILL DEFINED CONDITIONS	3	1	2	1		1				1
E810-E835	MOTOR VEHICLE ACCIDENTS	29	16	13			2	8	9	6	4
E900-E904	FALLS	10	7	3					1	2	7
	ALL OTHER ACCIDENTS	14	12	2	1	2	2		1	3	5
E963,E970-E979	SUICIDE	18	13	5				2	6	4	6
E984,E980-E983	HOMICIDE	1	1						1		
E965,E984-E999	POLICE INTERVENTION										
E800-E999	ACCIDENTS, POISONINGS AND VIOLENCE	72	49	23	1	2	4	10	18	15	22

TABLE 68

DEATHS BY CAUSE GROUPS BY SEX AND AGE GROUPS

SUSSEX COUNTY: 1965

INTERNATIONAL LIST NO.	CAUSE OF DEATH	TOTAL	MALE	FEMALE	AGE GROUP BY YEARS						
					1-4	5-9	10-14	15-24	25-44	45-64	65+
001-E999	ALL CAUSES	607	347	260	34	8	5	13	34	153	360
001-008	TUBERCULOSIS OF RESPIRATORY SYSTEM										
010-019	TUBERCULOSIS, OTHER FORMS										
020-029	SYPHILIS AND ITS SQUELAE										
040	TYPHOID FEVER										
043	CHOLERA										
045-048	DYSENTERY, ALL FORMS										
050-051	SCARLET FEVER AND STREPTOCOCCAL SORE THROAT										
055	DIPHTHERIA										
056	WHOPPING COUGH										
057	MENINGOCOCCAL INFECTIONS	1		1							1
058	PLAGUE										
060	ACUTE POLIOMYELITIS										
064	SMALLPOX										
065	MEASLES										
100-108	TYPHUS AND OTHER RICKETTSIAL DISEASES										
110-117	MALARIA										
	RESIDUAL 030-039,041,042,044,049,052-054,059-074,081-083,086-096,120-138.	3	2	1				1		1	1
001-138	INFECTIVE AND PARASITIC DISEASES	4	2	2				1		2	1
140-205	MALIGNANT NEOPLASMS	122	62	60				1	4	7	40
210-239	BENIGN AND UNSPECIFIED NEOPLASMS	6	4	2							4
140-239	NEOPLASMS	128	66	62				1	4	7	44
240	DIABETES MELLITUS	11	4	7							3
	RESIDUAL 240-245,250-254,270-271,280-289	2	1	1				1	1		
240-289	ALLERGIC, ENDOCRINE SYSTEM, METABOLIC AND NUTRITIONAL DISEASES	13	5	8				1	1		3
290-293	ANEMIAS	1	1								
	RESIDUAL 294-299								1		
290-299	DISEASES OF THE BLOOD AND BLOOD FORMING ORGANS	1	1						1		
300-326	MENTAL, PSYCHONEUROTIC AND PERSONALITY DISORDERS	2	2								1
330-334	VASCULAR LESIONS AFFECTING CENTRAL NERVOUS SYSTEM	65	27	38						3	14
340	NONMENINGOCOCCAL MENINGITIS	2	1	1	1	1					
	RESIDUAL 341-345,350-357,360-369,370-389,390-398.	8	4	4				1	1	1	4
330-398	DISEASES OF THE NERVOUS SYSTEM AND SENSE ORGANS	77	34	43	1	1			1	4	16
400-402	RHEUMATIC FEVER										
410-416	CHRONIC RHEUMATIC HEART DISEASE	4	3	1							1
420-422	ARTERIOSCLEROTIC AND DEGENERATIVE HEART DISEASE	192	121	71					3	46	143
430-434	OTHER DISEASES OF HEART	1	1								1
440-443	HYPERTENSION WITH HEART DISEASE	19	9	0							3
444-447	HYPERTENSION WITHOUT MENTION OF HEART	4	2	2							4
	RESIDUAL 450-456,460-468	13	8	5							1
400-468	DISEASES OF THE CIRCULATORY SYSTEM	233	144	89					3	51	179
480-483	INFLUENZA	1	1								
490-493	PNEUMONIA	16	9	7	7	1			1	1	6
500-502	BRONCHITIS	4	4								1
	RESIDUAL 470-475,510-527	11	10	1							7
470-527	DISEASES OF THE RESPIRATORY SYSTEM	32	24	8	7	1			2	9	13
540-541	ULCER OF STOMACH AND DUODENUM	7	3	4							3
550-553	APPENDICITIS										4
560,561,570	INTESTINAL OBSTRUCTION AND HERNIA	3	1	2							3
543,571,572	GASTRITIS,DUODENITIS, ENTERITIS AND COLITIS, EXCEPT DIARRHEA OF NEW BORN.	6	3	3			1			1	4
581	CIRRHOSIS OF LIVER	8	5	3					1	5	2
	RESIDUAL 530-539,542,544,545,573-578,580,582-587.	3		3						2	1
530-587	DISEASES OF THE DIGESTIVE SYSTEM	27	12	15			1		1	11	14
590-594	NEPHRITIS AND NEPHROSIS	4	1	3					1	2	1
610	HYPERPLASIA OF PROSTATE										
	RESIDUAL 600-609,611-617,620-626,630-637	4	2	2					1		3
590-637	DISEASES OF THE GENITO-URINARY SYSTEM	8	3	5					2	2	4
640-689	PREGNANCY, CHILDBIRTH AND THE PUERPERIUM										
690-716	DISEASES OF THE SKIN AND CELLULAR TISSUE										
720-749	DISEASES OF THE BONES AND ORGANS OF MOVEMENT										
750-759	CONGENITAL MALFORMATIONS	12	8	4	8	1	1		2		
760-762	BIRTH INJURIES, POSTNATAL ASPHYXIA AND ATELECTASIS	10	4	6	10						
763-768	INFECTIONS OF THE NEWBORN										
769-776	OTHER DISEASES PECULIAR TO EARLY INFANCY AND IMMATUREITY UNQUALIFIED	7	5	2	7						
760-776	CERTAIN DISEASES OF EARLY INFANCY	17	9	8	17						
780-795	SYMPTOMS, SENILITY AND ILL DEFINED CONDITIONS	2	1	1							2
E810-E835	MOTOR VEHICLE ACCIDENTS	20	17	3				3	6	8	3
E900-E904	FALLS	7	2	5							6
	ALL OTHER ACCIDENTS	18	14	4	1	3	2	3	4	3	7
E963,E970-E979	SUICIDE	7	4	3					3	2	2
E964,E980-E983	OMICRIDS	1	1								1
E965,E984-E990	POLICE INTERVENTION										1
E900-E999	ACCIDENTS, POISONINGS AND VIOLENCE	53	38	15	1	3	2	6	13	15	11

TABLE 69

DEATHS BY CAUSE GROUPS BY SEX AND AGE GROUPS

UNION COUNTY: 1965

INTERNATIONAL LIST NO.	CAUSE OF DEATH	TOTAL	MALE	FEMALE	AGE GROUP BY YEARS							
					-1	1-4	5-14	15-24	25-44	45-64	65+	
001-E999	ALL CAUSES	4,902	2,659	2,243	218	31	37	57	237	1,345	2,977	
001-00R	TUBERCULOSIS OF RESPIRATORY SYSTEM	10	9	1							3	
010-019	TUBERCULOSIS, OTHER FORMS	2		2							2	
020-029	SYPHILIS AND ITS SEQUELAE	1	1								1	
040	TYPHOID FEVER											
043	CHOLERA											
045-04H	DYSENTERY, ALL FORMS	2	1	1								
050-051	SCARLET FEVER AND STREPTOCOCCAL SORE THROAT											
055	DIPHTHERIA											
056	WHOOPING COUGH											
057	MENINGOCOCCAL INFECTIONS	2	2		1						1	
058	PLAGUE											
060	ACUTE POLIOMYELITIS											
084	SMALLPOX											
085	MEASLES											
100-108	TYPHUS AND OTHER RICKETTSIAL DISEASES											
110-117	MALARIA											
	RESIDUAL 030-039,041,042,044,049,052-054,059-074,081-083,086-096,120-138.	11	5	6		1	1	1			3 5	
001-138	INFECTIVE AND PARASITIC DISEASES	28	18	10	1	1	1	1	3	11	10	
140-205	MALIGNANT NEOPLASMS	1,016	531	485		6	6	7	49	308	560	
210-239	BENIGN AND UNSPECIFIED NEOPLASMS	18	11	7	1	1	1	2	8	8	5	
140-239	NEOPLASMS	1,034	542	492	1	6	7	8	51	306	565	
240	DIABETES MELLITUS	108	44	64					4	19	83	
	RESIDUAL 240-245,250-254,270-277,280-289	15	8	7	1	2	1			2	9	
240-289	ALLERGIC, ENDOCRINE SYSTEM, METABOLIC AND NUTRITIONAL DISEASES	123	52	71	1	4	1	4	21	92		
290-293	ANEMIAS	8	3	5				1	1	1	5	
	RESIDUAL 294-299	8	6	2	1					2	5	
290-299	DISEASES OF THE BLOOD AND BLOOD FORMING ORGANS	16	9	7	1			1	1	3	10	
300-326	MENTAL, PSYCHONEUROTIC AND PERSONALITY DISORDERS	13	9	4					4	5	4	
330-334	VASCULAR LESIONS AFFECTING CENTRAL NERVOUS SYSTEM	478	202	276	1				14	79	384	
340	MENINGOCOCCAL MENINGITIS	3	1	2	1	1				1		
	RESIDUAL 341-345,350-357,360-369,370-389,390-398.	36	19	17	3	1	1	5	12	14		
330-398	DISEASES OF THE NERVOUS SYSTEM AND SENSE ORGANS	530	231	299	2	4	1	1	23	97	402	
400-402	RHEUMATIC FEVER	2	2			1	1					
410-416	CHRONIC RHEUMATIC HEART DISEASE	56	27	29					11	31	14	
420-422	ARTERIOSCLEROTIC AND DEGENERATIVE HEART DISEASE	1,746	1,008	738					40	473	1,233	
430-434	OTHER DISEASES OF HEART	45	22	23					3	13	29	
440-443	HYPERTENSION WITH HEART DISEASE	145	68	77						4	104	
444-447	HYPERTENSION WITHOUT MENTION OF HEART	39	19	20					3	9	27	
	RESIDUAL 450-456,460-468	189	91	98					1	4	33 151	
400-468	DISEASES OF THE CIRCULATORY SYSTEM	2,222	1,237	985	1	1	1	65	595	1,559		
480-483	INFLUENZA	4	1	3							4	
490-493	PNEUMONIA	137	79	58	19	3	1	1	4	20	89	
500-502	BRONCHITIS	12	9	3	2	1				2	7	
	RESIDUAL 470-475,510-527	67	50	17			2		3	24	38	
470-527	DISEASES OF THE RESPIRATORY SYSTEM	220	139	81	21	4	3	1	7	46	138	
540-541	ULCER OF STOMACH AND DUODENUM	44	34	10					4	18	22	
550-553	APPENDICITIS	4	2	2					1	2	1	
560,561,570	INTESTINAL OBSTRUCTION AND HERNIA	13	5	8	3						10	
543,571,572	GASTRITIS,DUODENITIS, ENTERITIS AND COLITIS, EXCEPT DIARRHEA OF NEW BORN	22	12	10	1			1		10	10	
581	CIRRHOSIS OF LIVER	72	42	30					12	40	20	
	RESIDUAL 530-539,542,544,545,573-578,580,582-587.	42	24	18					6	9	27	
530-587	DISEASES OF THE DIGESTIVE SYSTEM	197	119	78	4			1	23	79	90	
590-594	NEPHRITIS AND NEPHROSIS	16	8	8				1	2	7	6	
610	HYPERPLASIA OF PROSTATE	7	7								7	
	RESIDUAL 600-609,611-617,620-626,630-637	32	14	18		1			3	11	17	
590-637	DISEASES OF THE GENITO-URINARY SYSTEM	55	29	26		1		1	5	18	30	
640-689	PREGNANCY, CHILDBIRTH AND THE PUERPERIUM	1		1					1			
690-716	DISEASES OF THE SKIN AND CELLULAR TISSUE	2	1	1						2		
720-749	DISEASES OF THE BONES AND ORGANS OF MOVEMENT	3	2	1	1					1	1	
750-759	CONGENITAL MALFORMATIONS	45	19	26	33	2	3	2	2	2	1	
760-762	BIRTH INJURIES, POSTNATAL ASPHYXIA AND ATELECTASIS	61	32	29	61							
763-768	INFECTIONS OF THE NEWBORN	4	2	2	4							
769-776	OTHER DISEASES PECULIAR TO EARLY INFANCY AND IMMATURE UNQUALIFIED	81	50	31	81							
760-776	CERTAIN DISEASES OF EARLY INFANCY	146	84	62	146							
780-795	SYMPTOMS, SENILITY AND ILL DEFINED CONDITIONS	15	7	8	3				2	7	3	
E810-E835	MOTOR VEHICLE ACCIDENTS	79	58	21		4	8	25	16	17	9	
E900-E904	FALLS	51	17	34					1	4	46	
	ALL OTHER ACCIDENTS	81	54	27	4	8	7	7	20	23	12	
E963,E970-E979	SUICIDE	48	36	12			1	6	12	20	9	
E964,E980-E983	HOMICIDE	6	5	1			1	1	1	3		
E965,E984-E999	POLICE INTERVENTION											
F000-F999	ACCIDENTS, POISONINGS AND VIOLENCE	265	170	95	4	12	17	39	50	67	76	

INTERNATIONAL LIST NO.	CAUSE OF DEATH	TOTAL	MALE	FEMALE	AGE GROUP BY YEARS							
					-1	1-4	5-14	15-24	25-44	45-64	65+	
001-E999	ALL CAUSES	1,300	737	563	82	4	5	14		71	354	770
001-008	TUBERCULOSIS OF RESPIRATORY SYSTEM	4	4								2	2
010-019	TUBERCULOSIS, OTHER FORMS											
020-029	SYPHILIS AND ITS SEQUELAE	1	1									1
040	TYPHOID FEVER											
043	CHOLERA											
045-048	DYSENTERY, ALL FORMS											
050-051	SCARLET FEVER AND STREPTOCOCCAL SORE THROAT											
055	DIPHTHERIA											
056	WHOOPING COUGH											
057	MENINGOCOCCAL INFECTIONS	1	1		1							
058	PLAGUE											
080	ACUTE POLIOMYELITIS											
084	SMALLPOX											
085	MEASLES											
100-108	TYPHUS AND OTHER RICKETTSIAL DISEASES											
110-117	MALARIA											
	RESIDUAL 030-039,041,042,044,049,052-054,059-074,081-083,086-096,120-138.	5	3	2				1			2	2
001-138	INFECTIVE AND PARASITIC DISEASES	11	9	2	1			1		2	5	2
140-205	MALIGNANT NEOPLASMS	256	152	104						8	106	142
210-239	BENIGN AND UNSPECIFIED NEOPLASMS	2	1	1				1				1
140-239	NEOPLASMS	258	153	105				1		8	106	143
260	DIABETES MELLITUS	16	6	10							3	13
	RESIDUAL 240-245,250-254,270-277,280-289	1		1							1	
240-289	ALLERGIC, ENDOCRINE SYSTEM, METABOLIC AND NUTRITIONAL DISEASES	17	6	11							4	13
290-293	ANEMIAS	3	2	1								3
	RESIDUAL 294-299	1		1								1
290-299	DISEASES OF THE BLOOD AND BLOOD FORMING ORGANS	4	2	2								4
300-326	MENTAL, PSYCHONEUROTIC AND PERSONALITY DISORDERS	6	4	2						1	2	3
330-334	VASCULAR LESIONS AFFECTING CENTRAL NERVOUS SYSTEM	150	67	83	1					6	30	113
340	NONMENINGOCOCCAL MENINGITIS	2		2	1						1	
	RESIDUAL 341-345,350-357,360-369,370-389,390-398.	6	4	2							2	4
330-398	DISEASES OF THE NERVOUS SYSTEM AND SENSE ORGANS	164	75	89	2					7	35	120
400-402	RHEUMATIC FEVER	1	1				1					
410-416	CHRONIC RHEUMATIC HEART DISEASE	12	4	8						3	6	3
420-422	ARTERIOSCLEROTIC AND DEGENERATIVE HEART DISEASE	440	246	194						12	110	318
430-434	OTHER DISEASES OF HEART	14	8	6						1	5	8
440-443	HYPERTENSION WITH HEART DISEASE	29	15	14						3	10	16
444-447	HYPERTENSION WITHOUT MENTION OF HEART	12	8	4						2	2	8
	RESIDUAL 450-456,460-468	54	30	24						2	6	46
400-468	DISEASES OF THE CIRCULATORY SYSTEM	562	312	250				1		23	139	399
480-483	INFLUENZA											
490-493	PNEUMONIA	35	22	13	8					1	8	18
500-502	BRONCHITIS	4	4									4
	RESIDUAL 470-475,510-527	26	19	7				1		1	8	16
470-527	DISEASES OF THE RESPIRATORY SYSTEM	65	45	20	8			1		2	16	38
540-541	ULCER OF STOMACH AND DUODENUM	13	11	2						1	9	3
550-553	APPENDICITIS											
560,561,570	INTESTINAL OBSTRUCTION AND HERNIA	4		4	1							3
543,571,572	GASTRITIS,DUODENITIS, ENTERITIS AND COLITIS, EXCEPT DIARRHEA OF NEW BORN	8	3	5						1	3	4
581	CIRRHOSIS OF LIVER	30	21	9						8	12	10
	RESIDUAL 530-539,542,544,545,573-578,580,582-587.	13	10	3						4	2	7
530-587	DISEASES OF THE DIGESTIVE SYSTEM	68	45	23	1					1	13	26
590-594	NEPHRITIS AND NEPHROSIS	10	6	4						1	2	4
610	HYPERTROPHY OF PROSTATE	1	1									1
	RESIDUAL 600-609,611-617,620-626,630-637	9	2	7						2	3	4
590-637	DISEASES OF THE GENITO-URINARY SYSTEM	20	9	11						1	4	7
640-689	PREGNANCY, CHILDBIRTH AND THE PUERPERIUM											
690-716	DISEASES OF THE SKIN AND CELLULAR TISSUE											
720-749	DISEASES OF THE BONES AND ORGANS OF MOVEMENT	1		1								1
750-759	CONGENITAL MALFORMATIONS	15	9	6	12					2		1
760-762	BIRTH INJURIES, POSTNATAL ASPHYXIA AND ATELECTASIS	21	10	11	21							
763-768	INFECTIONS OF THE NEWBORN	3	1	2	3							
769-776	OTHER DISEASES PECULIAR TO EARLY INFANCY AND IMMATURITY UNQUALIFIED	32	20	12	32							
760-776	CERTAIN DISEASES OF EARLY INFANCY	56	31	25	56							
780-795	SYMPTOMS, SENILITY AND ILL DEFINED CONDITIONS	2	1	1	1							1
E810-E835	MOTOR VEHICLE ACCIDENTS	19	15	4				1	1	8	5	2
E900-E904	FALLS	11	4	7							2	9
	ALL OTHER ACCIDENTS	15	11	4	1	2	1			4	5	2
E963,E970-E979	SUICIDE	8	7	1						3	4	1
E964,E980-E983	HOMICIDE	4	3	1			1	1			2	
E965,E984-E999	POLICE INTERVENTION											
E800-E999	ACCIDENTS, POISONINGS AND VIOLENCE	57	40	17	1	3	3	9	12	15	14	

TABLE 71

DEATHS BY CAUSE GROUPS BY SEX AND AGE GROUPS

UNION TOWNSHIP: 1965

INTERNATIONAL LIST No.	CAUSE OF DEATH	TOTAL	MALE	FEMALE	AGE GROUP BY YEARS						
					-1	1-4	5-14	15-24	25-44	45-64	65+
001-E999	ALL CAUSES	536	266	270	15	2	5	7	20	165	322
001-004	TUBERCULOSIS OF RESPIRATORY SYSTEM										
010-019	TUBERCULOSIS, OTHER FORMS										
020-029	SYPHILIS AND ITS SEQUELAE										
040	TYPHOID FEVER										
043	CHOLERA										
045-048	DYSENTERY, ALL FORMS										
050-051	SCARLET FEVER AND STREPTOCOCCAL SORE THROAT										
055	DIPHTHERIA										
056	WHOPPING COUGH										
057	MENINGOCOCCAL INFECTIONS										
058	PLAGUE										
080	ACUTE POLIOMYELITIS										
084	SMALLPOX										
085	MEASLES										
100-108	TYPHUS AND OTHER RICKETTSIAL DISEASES										
110-117	MALARIA										
	RESIDUAL 030-039,041,042,044,049,052-054,059-074,081-083,086-096,120-138.										
001-138	INFECTIVE AND PARASITIC DISEASES										
140-205	MALIGNANT NEOPLASMS	125	57	68		2	1	3	6	50	63
210-239	BENIGN AND UNSPECIFIED NEOPLASMS	3	2	1						2	1
140-239	NEOPLASMS	128	59	69		2	1	3	6	52	64
260	DIABETES MELLITUS	20	6	14			2		1	1	16
	RESIDUAL 240-245,250-254,270-277,280-289										
240-289	ALLERGIC, ENDOCRINE SYSTEM, METABOLIC AND NUTRITIONAL DISEASES	20	6	14			2		1	1	16
290-293	ANEMIAS	1		1							1
	RESIDUAL 294-299										
290-299	DISEASES OF THE BLOOD AND BLOOD FORMING ORGANS	1		1							1
300-326	MENTAL, PSYCHONEUROTIC AND PERSONALITY DISORDERS										
330-334	VASCULAR LESIONS AFFECTING CENTRAL NERVOUS SYSTEM	51	24	27						8	43
340	NONMENINGOCOCCAL MENINGITIS										
	RESIDUAL 341-345,350-357,360-369,370-389,390-396.	4	3	1					1	2	1
330-398	DISEASES OF THE NERVOUS SYSTEM AND SENSE ORGANS	55	27	28					1	10	44
400-402	RHEUMATIC FEVER										
410-416	CHRONIC RHEUMATIC HEART DISEASE	9	3	6					2	4	3
420-422	ARTERIOSCLEROTIC AND DEGENERATIVE HEART DISEASE	197	109	88					2	62	133
430-434	OTHER DISEASES OF HEART	3	1	2					1	2	
440-443	HYPERTENSION WITH HEART DISEASE	19	10	9						7	12
444-447	HYPERTENSION WITHOUT MENTION OF HEART	3		3							3
	RESIDUAL 450-456,460-468	22	7	15						5	17
400-468	DISEASES OF THE CIRCULATORY SYSTEM	253	130	123					5	80	168
480-483	INFLUENZA										
490-493	PNEUMONIA	10	8	2	2				2	1	5
500-502	BRONCHITIS										
	RESIDUAL 470-475,510-527	5	5							2	3
470-527	DISEASES OF THE RESPIRATORY SYSTEM	15	13	2	2				2	3	8
540-541	ULCER OF STOMACH AND DUODENUM	2	1	1						1	1
550-553	APPENDICITIS										
560,561,570	INTESTINAL OBSTRUCTION AND HERNIA	2	1	1	1						1
543,571,572	GASTRITIS,DUODENITIS, ENTERITIS AND COLITIS, EXCEPT DIARRHEA OF NEW BORN	1	1							1	
581	CIRRHOSIS OF LIVER	4		4						4	
	RESIDUAL 530-539,542,544,545,573-578,580,582-587.	5	3	2						1	4
530-587	DISEASES OF THE DIGESTIVE SYSTEM	14	6	8	1					7	6
590-594	NEPHRITIS AND NEPHROSIS	1		1						1	
610	HYPERPLASIA OF PROSTATE	1	1								1
	RESIDUAL 600-609,611-617,620-626,630-637	6	3	3					1	1	4
590-637	DISEASES OF THE GENITO-URINARY SYSTEM	8	4	4						1	5
640-689	PREGNANCY, CHILDBIRTH AND THE PUERPERIUM										
690-716	DISEASES OF THE SKIN AND CELLULAR TISSUE										
720-749	DISEASES OF THE BONES AND ORGANS OF MOVEMENT										
750-759	CONGENITAL MALFORMATIONS	4	1	3	3				1		
760-762	BIRTH INJURIES, POSTNATAL ASPHYXIA AND ATELECTASIS	4	3	1	4						
763-768	INFECTIONS OF THE NEWBORN										
769-776	OTHER DISEASES PECULIAR TO EARLY INFANCY AND IMMATURETY UNQUALIFIED	5	3	2	5						
780-776	CERTAIN DISEASES OF EARLY INFANCY	9	6	3	9						
780-795	SYMPTOMS,SENILITY AND ILL DEFINED CONDITIONS	3	1	2						2	1
E810-E835	MOTOR VEHICLE ACCIDENTS	11	5	6				2	3	3	3
E900-E904	FALLS	5	2	3						1	4
	ALL OTHER ACCIDENTS	5	3	2			2	1		2	
E963,E970-E979	SUICIDE	5	3	2				1		2	2
E964,E980-E983	HOMICIDE										
E985,E984-E999	POLICE INTERVENTION										
E800-E999	ACCIDENTS, POISONINGS AND VIOLENCE	26	13	13			2	4	3	8	9

TABLE 72

DEATHS BY CAUSE GROUPS BY SEX AND AGE GROUPS

WARREN COUNTY: 1965

INTERNATIONAL LIST NO.	CAUSE OF DEATH	TOTAL	MALE	FEMALE	AGE GROUP BY YEARS							
					-1	1-4	5-14	15-24	25-44	45-64	65+	
001-E999	ALL CAUSES	810	430	380	25	7	5	10	31	190	542	
001-008	TUBERCULOSIS OF RESPIRATORY SYSTEM	4	3	1						2	2	
010-019	TUBERCULOSIS, OTHER FORMS	1		1								
020-029	SYPHILIS AND ITS SEQUELAE								1			
040	TYPHOID FEVER											
043	CHOLERA											
045-048	DYSENTERY, ALL FORMS											
050-051	SCARLET FEVER AND STREPTOCOCCAL SORE THROAT											
055	DIPHTHERIA											
056	WHOPPING COUGH											
057	MENINGOCOCCAL INFECTIONS											
058	PLAGUE											
080	ACUTE POLIOMYELITIS											
084	SMALLPOX											
085	MEASLES											
100-108	TYPHUS AND OTHER RICKETTSIAL DISEASES											
110-117	MALARIA											
	RESIDUAL 030-039,041,042,044,049,052-054,059-074,081-083,086-096,120-138.											
001-138	INFECTIVE AND PARASITIC DISEASES	5	3	2					1	2	2	
140-205	MALIGNANT NEOPLASMS	126	67	59					6	39	81	
210-239	BENIGN AND UNSPECIFIED NEOPLASMS	3	1	2					1		2	
140-239	NEOPLASMS	129	68	61					7	39	83	
260	DIABETES MELLITUS	17	6	11						1	16	
	RESIDUAL 240-245,250-254,270-277,280-289.	4	2	2					1	2	1	
240-289	ALLERGIC, ENDOCRINE SYSTEM, METABOLIC AND NUTRITIONAL DISEASES	21	8	13					1	3	17	
290-293	ANEMIAS											
	RESIDUAL 294-299											
290-299	DISEASES OF THE BLOOD AND BLOOD FORMING ORGANS											
300-326	MENTAL, PSYCHONEUROTIC AND PERSONALITY DISORDERS											
330-334	VASCULAR LESIONS AFFECTING CENTRAL NERVOUS SYSTEM	66	25	41					1	12	53	
340	NONMENINGOCOCCAL MENINGITIS											
	RESIDUAL 341-345,350-357,360-369,370-389,390-398.	4	1	3	1						3	
330-398	DISEASES OF THE NERVOUS SYSTEM AND SENSE ORGANS	70	26	44	1				1	12	56	
400-402	RHEUMATIC FEVER											
410-416	CHRONIC RHEUMATIC HEART DISEASE	6	2	4						4	2	
420-422	ARTERIOSCLEROTIC AND DEGENERATIVE HEART DISEASE	331	197	134					7	80	244	
430-434	OTHER DISEASES OF HEART	9	4	5					1	2	6	
440-443	HYPERTENSION WITH HEART DISEASE	47	11	36					1	10	36	
444-447	HYPERTENSION WITHOUT MENTION OF HEART	10	5	5						3	7	
	RESIDUAL 450-456,460-468	24	11	13						2	22	
400-468	DISEASES OF THE CIRCULATORY SYSTEM	427	230	197					9	101	317	
480-483	INFLUENZA											
490-493	PNEUMONIA	30	14	16	3		1	1	1	1	23	
500-502	BRONCHITIS	3	3							2	1	
	RESIDUAL 470-475,510-527	11	9	2	1	1				5	4	
470-527	DISEASES OF THE RESPIRATORY SYSTEM	44	26	18	4	1	1	1	1	8	28	
540-541	ULCER OF STOMACH AND DUODENUM	6	5	1						1	5	
550-553	APPENDICITIS	2	1	1							2	
560,561,570	INTESTINAL OBSTRUCTION AND HERNIA	5	2	3	1					1	3	
563,571,572	GASTRITIS,DUODENITIS, ENTERITIS AND COLITIS, EXCEPT DIARRHEA OF NEW BORN	5	2	3							5	
581	CIRRHOSIS OF LIVER	10	7	3					1	5	4	
	RESIDUAL 530-539,542,544,545,573-578,580,582-587.	7	4	3						1	6	
530-587	DISEASES OF THE DIGESTIVE SYSTEM	35	21	14	1				1	8	25	
590-594	NEPHRITIS AND NEPHROSIS	2		2						1	1	
610	HYPERPLASIA OF PROSTATE											
	RESIDUAL 600-609,611-617,620-626,630-637	3	3							3		
590-637	DISEASES OF THE GENITO-URINARY SYSTEM	5	3	2						4	1	
640-689	PREGNANCY, CHILDBIRTH AND THE PUERPERIUM											
690-716	DISEASES OF THE SKIN AND CELLULAR TISSUE	1								1		
720-749	DISEASES OF THE BONES AND ORGANS OF MOVEMENT	1		1						1		
750-759	CONGENITAL MALFORMATIONS	14	7	7	7	3		4				
760-762	BIRTH INJURIES, POSTNATAL ASPHYXIA AND ATELECTASIS	4	2	2	4							
763-768	INFECTIONS OF THE NEWBORN	1	1									
769-776	OTHER DISEASES PECULIAR TO EARLY INFANCY AND IMMATURE UNQUALIFIED	7	4	3	7							
760-776	CERTAIN DISEASES OF EARLY INFANCY	12	7	5	12							
780-795	SYMPTOMS,SENILITY AND ILL DEFINED CONDITIONS	2		2							2	
E810-E835	MOTOR VEHICLE ACCIDENTS	16	13	3		1	3	3	6	3		
E900-E904	FALLS	8	5	3		1					7	
	ALL OTHER ACCIDENTS	11	5	6		1	1	2	1	2	4	
E963,E970-E979	SUICIDE	8	7	1					2	6		
E964,E980-E983	HOMICIDE	1	1						1			
E965,E984-E999	POLICE INTERVENTION											
E800-E999	ACCIDENTS, POISONINGS AND VIOLENCE	44	31	13		3	4	5	10	11	11	

TABLE 73

DEATHS BY CAUSE GROUPS BY SEX AND AGE GROUPS STATE INSTITUTIONS:1965

INTERNATIONAL LIST NO.	CAUSE OF DEATH	TOTAL	MALE	FEMALE	AGE GROUP BY YEARS							
					-1	1-4	5-14	15-24	25-44	45-64	65+	
001-E999	ALL CAUSES	42	29	13	1					2	9	30
001-008	TUBERCULOSIS OF RESPIRATORY SYSTEM	2	2								1	1
010-019	TUBERCULOSIS, OTHER FORMS											
020-029	SYPHILIS AND ITS SEQUELAE											
040	TYPHOID FEVER											
043	CHOLERA											
045-048	DYSENTERY, ALL FORMS											
050-051	SCARLET FEVER AND STREPTOCOCCAL SORE THROAT											
055	DIPHTHERIA											
056	WHOOPING COUGH											
057	MENINGOCOCCAL INFECTIONS											
058	PLAGUE											
080	ACUTE POLIOMYELITIS											
084	SMALLPOX											
085	MEASLES											
100-108	TYPHUS AND OTHER RICKETTSIAL DISEASES											
110-117	MALARIA											
	RESIDUAL 030-039,041,042,044,049,052-054,059-074,081-083,086-096,120-138.											
001-138	INFECTIVE AND PARASITIC DISEASES	2	2								1	1
140-205	MALIGNANT NEOPLASMS	3	3									3
210-239	BENIGN AND UNSPECIFIED NEOPLASMS											
140-239	NEOPLASMS	3	3									3
260	DIABETES MELLITUS											
	RESIDUAL 240-245,250-254,270-277,280-289											
240-289	ALLERGIC, ENDOCRINE SYSTEM, METABOLIC AND NUTRITIONAL DISEASES											
290-293	ANEMIAS	1		1						1		
	RESIDUAL 294-299											
290-299	DISEASES OF THE BLOOD AND BLOOD FORMING ORGANS	1		1						1		
300-326	MENTAL, PSYCHONEUROLOGIC AND PERSONALITY DISORDERS	1	1							1		
330-334	VASCULAR LESIONS AFFECTING CENTRAL NERVOUS SYSTEM	2	1	1								2
340	NONMENINGOCOCCAL MENINGITIS											
	RESIDUAL 341-345,350-357,360-369,370-389,390-398.											
330-398	DISEASES OF THE NERVOUS SYSTEM AND SENSE ORGANS	3	2	1						1		2
400-402	RHEUMATIC FEVER											
410-416	CHRONIC RHEUMATIC HEART DISEASE											
420-422	ARTERIOSCLEROTIC AND DEGENERATIVE HEART DISEASE	19	13	6							5	14
430-434	OTHER DISEASES OF HEART											
440-443	HYPERTENSION WITH HEART DISEASE											
444-447	HYPERTENSION WITHOUT MENTION OF HEART											
	RESIDUAL 450-456,460-468	1	1									1
400-468	DISEASES OF THE CIRCULATORY SYSTEM	20	14	6							5	15
480-483	INFLUENZA											
490-493	PNEUMONIA	7	5	2							2	5
500-502	BRONCHITIS											
	RESIDUAL 470-475,510-527											
470-527	DISEASES OF THE RESPIRATORY SYSTEM	7	5	2							2	5
540-541	ULCER OF STOMACH AND DUODENUM	1	1									1
550-553	APPENDICITIS											
560,561,570	INTESTINAL OBSTRUCTION AND HERNIA											
543,571,572	GASTRITIS,DUODENITIS, ENTERITIS AND COLITIS, EXCEPT DIARRHEA OF NEW BORN											
581	CIRRHOSIS OF LIVER	1	1									1
	RESIDUAL 530-539,542,544,545,573-578,580,582-587.											
530-587	DISEASES OF THE DIGESTIVE SYSTEM	2	2									2
590-594	NEPHRITIS AND NEPHROSIS											
610	HYPERPLASIA OF PROSTATE											
	RESIDUAL 600-609,611-617,620-626,630-637	1	1									1
590-637	DISEASES OF THE GENITO-URINARY SYSTEM	1	1									1
640-689	PREGNANCY, CHILDBIRTH AND THE PUERPERIUM											
690-716	DISEASES OF THE SKIN AND CELLULAR TISSUE											
720-749	DISEASES OF THE BONES AND ORGANS OF MOVEMENT											
750-759	CONGENITAL MALFORMATIONS											
760-762	BIRTH INJURIES, POSTNATAL ASPHYXIA AND ATELECTASIS											
763-768	INFECTIONS OF THE NEWBORN	1		1	1							
769-776	OTHER DISEASES PECULIAR TO EARLY INFANCY AND IMMATUREITY UNQUALIFIED											
760-776	CERTAIN DISEASES OF EARLY INFANCY	1		1	1							
780-795	SYMPTOMS, SENILITY AND ILL DEFINED CONDITIONS											
E810-E835	MOTOR VEHICLE ACCIDENTS											
E900-E904	FALLS	1		1								1
	ALL OTHER ACCIDENTS	1		1								
E963,E970-E979	SUICIDE											
E964,E980-E983	HOMICIDE											
E965,E984-E999	POLICE INTERVENTION											
E800-E999	ACCIDENTS, POISONINGS AND VIOLENCE	2		2							1	1

TABLE 74

DEATHS BY CAUSE GROUPS BY SEX AND AGE GROUPS

MILITARY POSTS: 1965

INTERNATIONAL LIST NO.	CAUSE OF DEATH	TOTAL	MALE	FEMALE	AGE GROUP BY YEARS							
					-1	1-4	5-14	15-24	25-44	45-64	65+	
001-E999	ALL CAUSES	47	27	20	11	1	5	7	12	7	4	
001-008	TUBERCULOSIS OF RESPIRATORY SYSTEM											
010-019	TUBERCULOSIS, OTHER FORMS											
020-029	SYPHILIS AND ITS SEQUELAE	1	1								1	
040	TYPHOID FEVER											
043	CHOLERA											
045-048	DYSENTERY, ALL FORMS											
050-051	SCARLET FEVER AND STREPTOCOCCAL SORE THROAT											
055	DIPHTHERIA											
056	WHOOPING COUGH											
057	MENTINGOCOCCAL INFECTIONS											
058	PLAGUE											
080	ACUTE POLIOMYELITIS											
084	SMALLPOX											
085	MEASLES											
100-108	TYPHUS AND OTHER RICKETTSIAL DISEASES											
110-117	MALARIA											
	RESIDUAL 030-039,041,042,044,049,052-054,059-074,081-083,086-096,120-138.	1	1				1					
001-138	INFECTIVE AND PARASITIC DISEASES	2	2				1				1	
140-205	MALIGNANT NEOPLASMS	6	1	5		1			1	1	1	
210-239	BENIGN AND UNSPECIFIED NEOPLASMS	1		1					1			
140-239	NEOPLASMS	7	1	6		1			2	3	1	
260	DIABETES MELLITUS											
	RESIDUAL 240-249,250-254,270-277,280-289											
240-289	ALLERGIC, ENDOCRINE, SYSTEM, METABOLIC AND NUTRITIONAL DISEASES											
290-293	ANEMIAS											
	RESIDUAL 294-299											
290-299	DISEASES OF THE BLOOD AND BLOOD FORMING ORGANS											
300-326	MENTAL, PSYCHONEUROTIC AND PERSONALITY DISORDERS	1	1		1							
330-334	VASCULAR LESIONS AFFECTING CENTRAL NERVOUS SYSTEM	3	2	1	1							
340	NONMENTINGOCOCCAL MENINGITIS	2	2		2							
	RESIDUAL 341-345,350-357,360-369,370-384,390-398.	1	1		1							
330-398	DISEASES OF THE NERVOUS SYSTEM AND SENSE ORGANS	7	6	1	5					1	1	
400-402	RHEUMATIC FEVER											
410-416	CHRONIC RHEUMATIC HEART DISEASE	1		1				1				
420-427	ARTERIOSCLEROTIC AND DEGENERATIVE HEART DISEASE	2	2							2		
430-434	OTHER DISEASES OF HEART											
440-443	HYPERTENSION WITH HEART DISEASE											
444-447	HYPERTENSION WITHOUT MENTION OF HEART											
	RESIDUAL 450-456,460-468	1		1							1	
400-468	DISEASES OF THE CIRCULATORY SYSTEM	4	2	2				1		2	1	
480-483	INFLUENZA											
490-493	PNEUMONIA	1	1		1							
500-502	BRONCHITIS											
	RESIDUAL 470-475,510-527	3	2	1			2		1			
470-527	DISEASES OF THE RESPIRATORY SYSTEM	4	3	1	1		2		1			
540-541	ULCEER OF STOMACH AND DUODENUM											
550-553	APPENDICITIS											
560,561,570	INTESTINAL OBSTRUCTION AND HERNIA	1		1	1							
543,571,572	GASTRITIS,DUODENITIS, ENTERITIS AND COLITIS, EXCEPT DIARRHEA OF NEW BORN											
581	CIRRHOSIS OF LIVER											
	RESIDUAL 530-539,542,544,545,573-578,580,582-587.											
530-587	DISEASES OF THE DIGESTIVE SYSTEM	1		1	1							
590-594	NEPHRITIS AND NEPHROSIS											
610	HYPERPLASIA OF PROSTATE											
	RESIDUAL 600-609,611-617,620-626,630-637											
590-637	DISEASES OF THE GENITO-URINARY SYSTEM											
640-689	PREGNANCY, CHILDBIRTH AND THE PUERPERIUM	1		1					1			
690-716	DISEASES OF THE SKIN AND CELLULAR TISSUE											
720-749	DISEASES OF THE BONES AND ORGANS OF MOVEMENT	1		1			1					
750-759	CONGENITAL MALFORMATIONS	2		2	2							
760-762	BIRTH INJURIES, POSTNATAL ASPHYXIA AND ATELECTASIS											
763-768	INFECTIONS OF THE NEWBORN											
769-776	OTHER DISEASES PECULIAR TO EARLY INFANCY AND IMMATURETY UNQUALIFIED	2	1	1	2							
760-776	CERTAIN DISEASES OF EARLY INFANCY	2	1	1	2							
780-795	SYMPTOMS,SENILITY AND ILL DEFINED CONDITIONS	1		1					1			
E810-E835	MOTOR VEHICLE ACCIDENTS	5	4	1			2	2	1			
E900-E904	FALLS	1	1					1				
	ALL OTHER ACCIDENTS	6	6					1	5			
E963,E970-E979	SUICIDE	2		2					1	1		
E964,E980-E983	HOMICIDE	1	1						1			
E965,E984-E999	POLICE INTERVENTION											
E800-E999	ACCIDENTS, POISONINGS AND VIOLENCE	15	12	3			2	4	8	1		